

# Sharing With Joy

*Six lessons from the Bible to help children aged 5-12 to understand stewardship*

**Complete  
teachers' guide**

*Use with flashcard visuals*

**Author:** Paul Reid  
Additional ideas:  
Victoria Hylands

**Artist:** Tim Shirey

**Design team:** Brent Hautle  
Thomas Bates

**Publisher:** CEF of Europe  
Kilchzimmer  
4438 Langenbruck  
Switzerland

Copyright © 2019  
Child Evangelism Fellowship of Europe.  
All rights reserved.  
May be reproduced for personal,  
nonprofit and non-commercial uses only.  
Visit [www.teachkids.eu](http://www.teachkids.eu) for full details  
of permission.

Version 1.0

Scripture taken from the New King James  
Version. Copyright 1982 by Thomas  
Nelson, Inc. Used by permission. All rights  
reserved.

*Child Evangelism Fellowship® (CEF®)* is a  
Bible-centred, worldwide organisation  
composed of born-again believers  
whose purpose is to evangelise boys  
and girls with the Gospel of the Lord  
Jesus Christ and to establish (disciple)  
them in the Word of God and in a local  
church for Christian living.

CEF develops, produces and distributes  
a variety of publications for the purpose  
of helping you evangelise children.

For more information about  
CEF ministries, contact your national  
office or write to CEF of Europe  
(address above) or visit our website at  
[www.cfeurope.com](http://www.cfeurope.com).

## TABLE OF CONTENTS

How to use this book.....	4
Alternative schedules for these lessons .....	7
Master planning chart.....	9
Lesson 1—God's beautiful world and us .....	10
Lesson 2—I don't know exactly how it happened but I know it did! .....	21
Lesson 3—Is your money really yours?.....	32
Lesson 4—Giving to God brings joy .....	41
Lesson 5—Serve God with your talents .....	51
Lesson 6—Use your time wisely .....	62
Templates for photocopying .....	73
How to lead a child to Christ.....	91
How to help a saved child have assurance of salvation...	91

### PLEASE NOTE!

The visuals for this series can be purchased from most CEF  
offices and online shops.

For a list of CEF offices and online shops in Europe, please  
visit [www.teachkids.eu](http://www.teachkids.eu) and click on "Locations".



Since 1937

**CEF**  
CHILD EVANGELISM  
FELLOWSHIP®  
*Reaching children worldwide™*

# How to use this book

## GET READY!

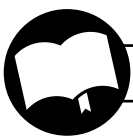
**Trust and pray**—As a teacher you play an important role in the lives of children. Our prayer and hope is that the Holy Spirit will work through you and that the children will come to know, love and follow Jesus Christ. Trust and pray that the Holy Spirit is already preparing the heart of each child. As you present God's Word to the children, pray that the Holy Spirit would speak to them and change their hearts.

**Personalise**—Each lesson you teach should be personalised to suit **your** children's needs. There will be a mixture of saved and unsaved children in your club. Getting to know each child will help you personalise the lesson and application.

**Model**—One of the best ways the children in your club will learn is by watching you. You are the one who will teach and show the children how to know, love and follow Jesus Christ. They will learn how to be followers of Jesus Christ by knowing you and watching what you do. Spend time talking to and getting to know the children during club time, so that they can both watch your life and see that you care about them. Share stories with them about how God has changed you. Ask yourself, "How is the Holy Spirit working in the lives of the children and how can I grow and nurture what He has already begun in their lives?"

## GET SET!

Each lesson includes the Bible lesson, memory verse and other activities. Below we have included suggestions which will help you prepare and get set to teach your lesson.



## BIBLE LESSON

Each lesson begins with two pages which include a lesson overview, suggested programme and lesson outline. If you wish you can photocopy these pages to use in your preparation and to make notes on your lesson. Then, when you are ready to teach, fold the lesson outline and place it in your Bible to help you as teach the lesson.

The lesson overview and outline include the following:

- **Scripture**—Key Bible passage(s) the lesson draws from.
- **Memory verse**—Bible verse, taught with the lesson, for children to memorise.
- **Central truth**—The central truth of the Bible lesson stated simply on a child's level.

Make sure that you do not get so engrossed in the narrative that you do not teach Bible truths. We fall short of our responsibility as teachers if we only tell children Bible stories. These stories have been written down to teach us and it is essential that children learn these truths. Take them a step further by showing what that truth means to them in their daily lives. Of course, it is not possible in one lesson to cover all the teaching any particular story would provide, so one central truth has been chosen for each lesson. The teaching of the central truth has been woven throughout the narrative, but to help you in your preparation the teaching sections have been marked "**CT**". They are also indicated in the lesson outline.

- **Application**—What God wants children to do or how He wants them to act as a result of hearing this lesson.

The application of the central truths are marked with a "**U**" or an "**S**" to show whether they apply to unsaved or saved children. This is also made clear in the text by using phrases such as, "If you have not trusted the Lord Jesus to forgive your sin ..." or, "Christian, you ...". As the application included is based on the Bible passage, you may find that a particular lesson includes an application for the unsaved child only or for the saved child only.

You may feel it necessary to adapt the applications to better suit the children you teach. For example, the application may use a boy's name, yet you have only girls present. It could be that the application given is more applicable to older children, while yours are very young. Make the changes you feel are necessary. The important thing is that the Word of God is applied to their lives.

**Prepare before you teach**—Begin your lesson preparation by reading the passage(s) from your Bible several times, paying special attention to the characters, places, time periods and story facts. Reflect prayerfully as you study God's Word and

prepare to teach it. Here are some questions to ask yourself as you study God's Word:

- What did God/Jesus/the Holy Spirit do in this passage and what does this show us about Him?
- How does this fit into God's whole plan?
- What is God saying to me in this lesson?

**Present the Gospel**—The presentation of the Gospel may be different in each lesson, depending on the topic covered in the lesson.

**Make yourself available for counselling**—

When you present the Gospel message, there may be children who will respond independently. They may or may not tell you later that they have trusted the Lord Jesus Christ as Saviour. There may, however, be others who have questions and need help in knowing how to put their trust in Jesus.

As you teach the saved children, there may be times when they would like advice in a difficult situation; they may need clarification on how a particular lesson applies to their daily lives; they may find themselves in a situation where they do not know what the Bible says they should do; they may want to share a difficulty so that you can pray for them, especially if you are the only Christian support they have.

For these reasons, it is important that the children know you are available to talk and that they know when and where to go to do that. Use wisdom in deciding where to meet a child and always comply with the Child Protection Policy of your country. Finally, it is essential that unsaved children do not confuse coming to the Lord Jesus with coming to you. Always point them to Him. In all cases you should make yourself available at a different time than when you extend the Gospel invitation, so that the children never get the impression that they can only come to Christ by coming through you, or that they are saved simply by waiting to speak to you.

- **An example for use with the unsaved child**—“Do you really want to live for the Lord Jesus, but don't know how to come to Him? I will be glad to explain it to you from the Bible. Come and see me when the meeting is over. Remember, I can't forgive your sin—only the Lord Jesus can do that—but I will be glad to help you understand clearly how you can come to Him. Come and ask me any questions you have.”

- **An example for use with the saved child**—“If you have trusted the Lord Jesus as your Saviour and you have never told me about it, please let me know after the meeting. I would like to know if you too have trusted the Lord Jesus as your Lord and Saviour, so that I can pray for you and perhaps help you.”



## WONDER TIME™

This is the time for children to get to know their Bible and the Author who wrote it. They will learn that this is God's message to them and that they can get to know God by reading His Word. During this time they will learn how to have a Quiet Time with God and they will be encouraged to rely on the Holy Spirit for understanding as they read the Bible.

The following activities are suggested for *Wonder Time*:

- Choose a song which talks about how God wants us to spend time with Him and sing it together with the children.
- Award *Good News Club*® (GNC®) membership cards and *60-Day Wonder Devotional Books* to children who have come to club for the third time, making them “official members” of the club.
- Introduce the Quiet Time concept.
- Encourage the children to use their *60-Day Wonder Devotional Books* and reward those who do.



## MEMORY VERSE

In each series of lessons we include teaching notes for a verse(s) which are written to be specifically taught with each lesson. We want to teach and review each verse in a variety of ways so that the children not only memorise, but also understand God's Word and hide it in their hearts. Memory verses are taught using the IPEAR (Introduction, Presentation, Explanation, Application, Repetition) method. This will help the children understand the meaning of the verse and how it applies to their lives. You will find this to be a simple yet effective way of making Scripture learning fun. The repetition part of the method will help them hide God's Word in their hearts.



## FURTHER HELP

**Bible Timeline**—The whole Bible tells of God’s plan to rescue sinners, deliver them from sin and death, and make them new in Jesus Christ by the work of the Holy Spirit. One day He will make all things new, destroying sin and death for ever.

The Bible Timeline will help to show the children that they are part of God’s plan. It will help them see how God has actively been present in the world from the time of creation. It is amazing to see that throughout history God has graciously revealed Himself to us so that we will know, love and follow Him. Towards the end of the Bible Timeline you could add a picture of the children in your club to show them that they are part of God’s plan. (The Bible Timeline is more suitable for situations where you are teaching lessons indoors.)

The Bible Timeline is available from your CEF® national office. If you need an address, contact the European Headquarters at the address at the front of this teachers’ guide.

**Sidebar**—Every lesson has space in the side column where you can write down whatever is helpful to you in teaching God’s Word. If you have background information that you want to include in that part of the lesson, make a note to yourself. If you have an idea for a fun activity to include in the lesson, jot down your ideas! This will help you personalise the lesson for your children.

**Songs**—Songs are used throughout the programme to supplement teaching, to help children grow in their understanding of God and to give them an opportunity to praise and worship God. When you introduce a song for the first time, be sure to take time to effectively teach it so that children will understand what they sing. The IPEAR (Introduction, Presentation, Explanation, Application, Repetition) method, used for teaching the memory verses, is also an excellent way to teach songs.

**Practise using the visuals**—It is wise to practise using the visuals before teaching the lesson to children. Become thoroughly familiar with them and know when you need to use them in the lesson.

**Extra visual aids**—Print out the words of the central truth for each lesson on card. Use lower case letters, so that even the younger ones can read the words easily. Ensure that the words are clear and can be easily read. Display this card at the beginning of the programme or when you first teach the central truth in the lesson. If you are using a flannelboard, you may want to back the card with flannel or pieces of flocked paper.

Extra visual aids are provided in the resource pack available from your CEF national office.



## REVIEW TIME

Some review questions are given for each lesson. These can be used immediately after the lesson or the following week, before teaching the new lesson.

Review time, if conducted in an orderly way, can be an ideal opportunity to reinforce what you have taught, while still being fun for the children. You can use this time:

- To find out how much the children are understanding and remembering.
- To help you as a teacher know what you need to emphasise more, so that the children will remember more clearly what they have been taught.
- To provide a time of fun during the programme. The children like competition and look forward to this time. But it is more than just a game—it is a time of learning.

In this teachers’ guide questions on the lesson are included. It would also be profitable to include questions on the songs, memory verse and any other material you teach. In this way the children realise that every part of the programme is important.

### GO!

Now you are ready and set to go teach the children in your club. We pray that, as you teach children, the Holy Spirit will change hearts and lives for God’s glory.

# Alternative schedules for these lessons

These lessons have been prepared mainly to help Christian children please the Lord by using their talents, money and time wisely. There is also some application for unsaved children, but not much. If you are sure that there are no unsaved children in your group, you might leave out the application for the unsaved—but you might also ask yourself, “Why are there no unsaved children in my group?” Are you doing enough to invite and bring in unreached children?

Since the lessons are of a very practical nature you might like to give them over a period of ten weeks rather than six, by introducing some practical excursions. These practical excursions would really reinforce the teaching because we learn much more by hearing and then doing, than just by hearing. Unsaved children can accompany the Christian children. You will need to emphasise that doing good things does not save them. At the same time this demonstration of Christian conduct will help the unsaved children to understand the implications of being a Christian when the time comes that they do understand their need to trust the Lord for salvation. See the two schedules below.

## SCHEDULE 1

Teach the lessons in six weeks as given in the teachers’ guide here. (Lesson 6 does not have a continuous story, but rather several isolated scenes from the life of Christ. You might like to divide the lesson into two parts.)

## SCHEDULE 2

Teach the lessons in ten weeks, as follows.

**Reminder:** In all of these activities be sure to comply with the Child Protection Policy of your country.

**Week 1.** Teach lesson 1 as in the teachers’ guide. Be enthusiastic as you tell the children what you are planning for the following week.

**Week 2.** Reinforce the teaching given in week one. During the club have a time of singing and prayer, missions time, etc as usual. For the rest of the time take the children out with plastic bags to pick up scraps of paper, etc in a park or on footpaths, showing that we want to be good stewards of the beautiful

world that God has given to us. Alternatively, if the club is held in church grounds maybe they could water the plants.

Combine the work with some games and a snack to make it a pleasant occasion. (You would need to have the parents’ consent and also have sufficient helpers to make sure that the children are safe. Also provide plastic gloves.)

**Week 3.** Teach lesson 2 as in the teachers’ guide. The subject is witnessing to others. Explain to the children what you are planning for the following week. Choose one or two Christian children who might share their testimony of salvation in the club the following week. Choose children who have given clear evidence of belonging to the Lord. Give them help in preparation for giving their testimony.

The child should briefly explain:

- Something of his life before he was saved but without going into detail. (He did not know about the Lord Jesus, He did some wrong things, etc.)
- The time and place when he trusted Christ as his Saviour.
- The way this has made a difference for him—for example, giving him joy and peace, helping him to behave in a better way, etc.

Have some tracts or *Wordless Books* available on a table so that a Christian child could pick one up and prepare to witness. (*Wordless Books* and tracts for children are available from your CEF® National Office. If you need an address, contact the European Headquarters—address at the front of this book.)

Pray briefly with the child who takes a *Wordless Book* or tract, that the Lord will help him to prepare to witness and give him the courage to talk about Jesus to at least one other child. (If you talk to children individually, be sure to comply with the Child Protection Policy of your country.)

**Week 4.** Have the usual singing, prayer, missions time, etc. For the remaining time give helpers and one or two children the opportunity to give their testimony and show how to witness with tracts or the *Wordless Book*. Let the children practise.

Have some tracts or *Wordless Books* available on a table so that a Christian child could pick one up and prepare to witness.

Pray briefly with the child who takes a *Wordless Book* or tract, that the Lord will help him to prepare to witness and give him the courage to talk about Jesus to at least one other child. (If you talk to children individually, be sure to comply with the Child Protection Policy of your country.)

**Week 5.** Take the children out for games and later for witnessing. The children could go in twos with the *Wordless Book*. If there is an unsaved child in the little team, the Christian child would be the one to use the *Wordless Book*. Tell them to speak to a single child, not to a group of children. (You would need the permission of the parents, and sufficient help to make sure that the children are kept safe.)

**Week 6.** Teach lesson 3 as given in the teachers' guide. Make sure that there is a practical application

by affording to the children the opportunity to give for the missionary or for the missionary project.

**Week 7.** Teach lesson 4 as given in the teachers' guide. The children continue to give for the missionary offering.

**Week 8.** Teach lesson 5 as given in the teachers' guide. The lesson is on using our talents.

**Week 9.** Reinforce the teaching given in week 8 by taking the children out to visit an old person or a sick child, helping an older person with a particular task, etc. When you reach the home of the old person, for example, the children could sing the songs that they have learned in the club and repeat some of the verses they have learned. They might also explain some of the Bible lessons they have been hearing over the previous weeks.

**Week 10.** Teach lesson 6 as given in the teachers' guide.

# Sharing With Joy | Master planning chart

	1	2	3	4	5	6
<b>Lesson</b>	<b>God's beautiful world and us.</b> Genesis 1—3.  Flashcards 1-1 to 1-6. (See also lesson overview.)	<b>I don't know exactly how it happened—but I know it did!</b> John 9.  Flashcards 2-1 to 2-6. (See also lesson overview.)	<b>Is your money really yours?</b> Mark 12:41-44 and 1 Chronicles 28:1—29:9.  Flashcards 3-1 to 3-6. (See also lesson overview.)	<b>Giving to God brings joy.</b> 1 Chronicles 29:10-17, 2 Chronicles 2:18—3:2, 2 Chronicles 5:1-2,13-14 and 2 Chronicles 7:1-4.  Flashcards 4-1 to 4-6. (See also lesson overview.)	<b>Serve God with your talents.</b> Matthew 25:14-30.  Flashcards 5-1 to 5-6. (See also lesson overview.)	<b>Use your time wisely.</b> John 13:1-17, Luke 19:1-10, Luke 4:1-13, Mark 1:32-35, Luke 4:16-20 and Hosea 10:12.  Flashcards 6-1 to 6-6. (See also lesson overview.)
<b>Lesson visuals</b>	God gave us a beautiful world to appreciate and care for.	God gave us the Gospel to share with others.	God gives us money to use wisely.	Giving to God brings joy.	God gives each of us talents to use.	God wants us to use our time wisely.
<b>Central truth</b>	Turn to God from the sin that spoiled our world.	Accept the truth of the Gospel.	First give your life to God.	Accept the gift which Jesus wants to give you.	Get ready to give an account to God.	Turn to God while there is time.
<b>Application for unsaved</b>	Appreciate and take care of what God has created.	Share the Gospel through your life and through your words.	Give generously and cheerfully for God's work.	Give joyfully to God.	Use what God has given you.	Keep time for God each day.
<b>Application for saved</b>	Appreciate and take care of what God has created.	Share the Gospel through your life and through your words.	Give generously and cheerfully for God's work.	Give joyfully to God.	Use what God has given you.	Keep time for God each day.
<b>Memory verse</b>	<b>Genesis 1:31.</b> Actions. Eye check.	<b>Mark 5:19.</b> Louder words.	<b>2 Corinthians 9:7.</b> Add one word. Different givers.	<b>Review the first three verses. Or teach 1 Chronicles 29:14.</b> Echo.	<b>Matthew 24:44.</b> Clock times.	<b>Review Matthew 24:44.</b> Clocks.
<b>Songs</b>	Songs about creation; God's love for us; the Gospel message.	Songs with the Gospel message and about sharing the Gospel with others.	Songs about being joyful; God's great gift to us; how we can give our lives to God.	Songs about being joyful; God's great gift to us; how we can accept the gift Jesus wants to give us.	A verse from one of Fanny Crosby's hymns and songs about thankfulness; serving God with your talents.	Songs about using our time wisely; how we need to turn to God while there is time; spending time with God.
<b>Review game</b>	Pick up the rubbish.	Pass it on.	Choose a coin.	Offering boxes.	Star jumps.	Beat the clock.
<b>Activity</b>	True or false. Making something out of something.	What could I tell? Five hearts.	Cheerful giver.	Sort the statement.	Thankful for what you <b>do</b> have. My talents.	Head, shoulders, knees and toes. God has given us ____.
<b>Wonder Time™</b>	Value and respect others.	Sharing the Good News.	Our giving and God's indescribable gift.	The Greatest Giver.	The glorious appearing.	Oh, how I love Your law!
<b>Closing</b>	Announcements, prayer, memory verse tokens.	Announcements, prayer, memory verse tokens.	Announcements, prayer, memory verse tokens.	Announcements, prayer, memory verse tokens.	Announcements, prayer, memory verse tokens.	Announcements, prayer, memory verse tokens.

# God's beautiful world and us

This page has been designed for you to photocopy and place in your Bible as a ready reference.

## Lesson overview

<b>Scripture</b>	Genesis 1—3.								
<b>Memory verse</b>	"... God saw everything that He had made, and indeed it was very good ..." (Genesis 1:31).								
<b>Central truth</b>	God gave us a beautiful world to appreciate and care for.								
<b>Application for unsaved</b>	Turn to God from the sin that spoiled our world.								
<b>Application for saved</b>	Appreciate and take care of what God has created.								
<b>Visual aids</b>	<table> <tr> <td>Lesson</td> <td> <ul style="list-style-type: none"> <li>Flashcards 1-1 to 1-6.</li> <li>Central truth visual: "God gave us a beautiful world to appreciate and care for."</li> <li>A healthy plant, a withered plant and a packet of plant food.</li> <li>Bible Timeline.</li> <li>World map.</li> </ul> </td> </tr> <tr> <td>Memory verse</td> <td> <ul style="list-style-type: none"> <li>Memory verse visual: Genesis 1:31.</li> </ul> </td> </tr> <tr> <td>Activity</td> <td> <ul style="list-style-type: none"> <li>Optional: if you have taught the series <i>Jesus Is God Who Cares For People</i> you could use the memory verse visual for John 3:16.</li> </ul> </td> </tr> <tr> <td>Craft activity</td> <td> <ul style="list-style-type: none"> <li>Cardboard to make template of a petal and a circle.</li> <li>For each child: an A5 piece of paper, six petals, six circles (two white, two yellow, one black and one flower centre) and the memory verse written out. (Older children could write the memory verse themselves.)</li> <li>A black pen/marker.</li> <li>Glue.</li> </ul> </td> </tr> </table>	Lesson	<ul style="list-style-type: none"> <li>Flashcards 1-1 to 1-6.</li> <li>Central truth visual: "God gave us a beautiful world to appreciate and care for."</li> <li>A healthy plant, a withered plant and a packet of plant food.</li> <li>Bible Timeline.</li> <li>World map.</li> </ul>	Memory verse	<ul style="list-style-type: none"> <li>Memory verse visual: Genesis 1:31.</li> </ul>	Activity	<ul style="list-style-type: none"> <li>Optional: if you have taught the series <i>Jesus Is God Who Cares For People</i> you could use the memory verse visual for John 3:16.</li> </ul>	Craft activity	<ul style="list-style-type: none"> <li>Cardboard to make template of a petal and a circle.</li> <li>For each child: an A5 piece of paper, six petals, six circles (two white, two yellow, one black and one flower centre) and the memory verse written out. (Older children could write the memory verse themselves.)</li> <li>A black pen/marker.</li> <li>Glue.</li> </ul>
Lesson	<ul style="list-style-type: none"> <li>Flashcards 1-1 to 1-6.</li> <li>Central truth visual: "God gave us a beautiful world to appreciate and care for."</li> <li>A healthy plant, a withered plant and a packet of plant food.</li> <li>Bible Timeline.</li> <li>World map.</li> </ul>								
Memory verse	<ul style="list-style-type: none"> <li>Memory verse visual: Genesis 1:31.</li> </ul>								
Activity	<ul style="list-style-type: none"> <li>Optional: if you have taught the series <i>Jesus Is God Who Cares For People</i> you could use the memory verse visual for John 3:16.</li> </ul>								
Craft activity	<ul style="list-style-type: none"> <li>Cardboard to make template of a petal and a circle.</li> <li>For each child: an A5 piece of paper, six petals, six circles (two white, two yellow, one black and one flower centre) and the memory verse written out. (Older children could write the memory verse themselves.)</li> <li>A black pen/marker.</li> <li>Glue.</li> </ul>								

## Suggested programme

<b>Before club</b>	Complete attendance record as the children arrive.
<b>Opening</b>	Welcome, prayer, snack, establish rules.
<b>Song</b>	A song about creation.
<b>Memory verse</b>	Genesis 1:31. Repetition: actions; or eye check.
<b>Song</b>	A song about God's love for us.
<b>Bible lesson</b>	<b>God's beautiful world and us.</b>
<b>Activity</b>	True or false.
<b>Song</b>	A song with a Gospel message.
<b>Review game</b>	Pick up the rubbish.
<b>Wonder Time</b>	Value and respect others.
<b>Craft activity</b>	Making something out of something.
<b>Closing</b>	Announcements, prayer, memory verse tokens.



# God's beautiful world and us

This page has been designed for you to photocopy and place in your Bible as a ready reference.

*You may wish to read from God's Word the Scripture verses listed.*

## Scripture:

Genesis 1—3.

## Memory verse:

“... God saw everything that He had made, and indeed it was very good ...” (Genesis 1:31).

## Central truth:


God gave us a beautiful world to appreciate and care for.

## Application for unsaved:

Turn to God from the sin that spoiled our world.

## Application for saved:

Appreciate and take care of what God has created.



## I. INTRODUCTION

Role play—healthy and withered plants

## II. PROGRESSION OF EVENTS

- A. God creates the world (Genesis 1:9-10)
- B. God creates trees and plants (Genesis 1:11-12) **CTS**
- C. God creates fish and birds (Genesis 1:20)
- D. God creates animals (Genesis 1:24) **CTS**
- E. God creates a man and a woman (Genesis 1:27, John 3:16) **CTS**
- F. God puts Adam and Eve in the garden of Eden
- G. He allows them to eat the fruit of **all** the trees, except one
- H. He commands them to care for the garden **CTS**
- I. Examples of God's wonderful creation—bees and swallows **CTS**

- J. Adam and Eve disobey God—sin enters the world
- K. God punishes Adam and Eve

## III. CLIMAX

The result of their sin is that the world was spoiled to some extent

## IV. CONCLUSION

God has a solution for man's sin **CTU**  
(John 6:37)



## MEMORY VERSE

“... God saw everything that He had made, and indeed it was very good ...”  
(Genesis 1:31).

### INTRODUCTION

“It turned out well this time,” Evelyn thought as she spread some cream on top of the cake she had just made. “It’s delicious!” her granddaughter said when she tasted it and that really made Evelyn smile. She was very glad she had taken time to bake today. The Bible tells us about God making something—and it was much, much, much bigger and better than a cake! The verse we’re going to learn tells us what God thought of the **universe** He had created. We read it in the first chapter of the first book in the Bible.

### PRESENTATION

Read the verse directly from your Bible. Show the visual and read it a second time asking, the children to check that the words are the same. Remind them that this is God’s Word and it is completely true.

### EXPLANATION

Did you know that God was there before anything else was? No-one made God. He has always been there. There has never been a time and there will never be a time when God does not exist. He is greater and more powerful than anything or anyone.

When Evelyn makes a cake she needs ingredients, like flour and eggs, but God is so amazing and powerful that He made the whole universe just by speaking! He said, “Let there be ...” and it happened! He made seas and mountains and trees and animals out of nothing!

What two words does God use to describe everything He made? “Very good.” Earlier in Genesis chapter one we read six times, “and God saw that it was good”—but after God made the first man we read, “Indeed it was very good.” “Indeed” and “very” emphasise that it is true. This is certain. God was pleased with what He had made.

### APPLICATION

**Unsaved:** You and I are different from all the other amazing things God made. We are made in His image. God wants you, His most special creation, to know Him by trusting in His Son. The Lord Jesus died and rose again to make this possible. If you are truly sorry for the wrongdoing that ruins your life and depend on the Lord Jesus to rescue you from the punishment you deserve, you will know God in this special way.

**Saved:** Take time to look at the “very good” things God has made. When you see huge mountains, the vast sea, tall trees and beautiful flowers, thank God for making them and for making you. Remember to look after the beautiful world God has given us.

Intersperse the **explanation**,  
**application** and **repetition**.

**REPETITION**

**Actions.** Say the verse together while doing the following actions.

- “God”—point up.
- “Saw”—shade eyes.
- “Everything that He had made”—hold hands out with palms up and move outwards.
- “Indeed”—nod head.
- “Very good”—thumbs up.

**Eye check.** Let’s check that our eyes are working properly to see God’s creation. Cover one eye with your hand and repeat the verse together. Now cover the other eye and repeat the verse again. For the last repetition, those who know the verse could cover both eyes!

**LESSON**

*Information for the teacher: In this lesson we will be concentrating on God’s creation of this world, rather than His creation of the whole universe. Our goal is to help the children value and take care of this world (plants and animals, and especially other people made in God’s image) and to learn not to litter or destroy what God has created.*

**INTRODUCTION**

*(Prepare two children beforehand to do this role play with the teacher. One child has been given a healthy plant and a packet of plant food; the other child has a withered plant.)*

Teacher: How is it that your plant is so healthy?

First child: Well, I give it a little water every day. I make sure that it gets some sunlight and also from time to time I give it some plant food. *(The child shows a little packet.)*

Teacher: *(To second child:)* Oh dear! I see that your plant is all withered. What happened?

Second child: I didn’t do anything to it. I forgot all about it.

**PROGRESSION OF EVENTS****Flashcard 1-1**

Are you like the first or the second child *(use the children’s names)*? God has created and given us a wonderful world and He wants us to care for it. Let’s think about some of the wonderful things in this world that God has made and given to us.

At the very beginning of the Bible, God tells us how our world began. He knows, because He made it! In fact He did not just make it—He created it. “Create” means to make something out of nothing. Have you ever tried that?

If you talk to children personally, be sure to comply with the Child Protection Policy of your country.

## CTS

Let's all try together. Get your hands ready. Are they empty? Now I want each of you to make a real flower!

Of course, you can't do it, can you? But God did it. *(Some of the children may be quite familiar with the story of the creation so, to involve the older children in particular, you might read the appropriate verses—or have some of the children read them—and then ask questions, rather than just telling the facts. This lesson will not go into all the details of the first chapter of Genesis.)*

Some people keep wondering how the world began. Did it begin with a big bang? Did it just begin by itself? We don't have to wonder—God tells us that He made it. God is perfect, He never lies and we can trust that what He tells us in the Bible is the truth. *(Be ready to answer questions about creation, because in school the children are taught other theories. You could answer either during the club or personally afterwards with the child who asked.)*

Let's think of some other things that God created at the very beginning.

*(Read Genesis 1:9-10.)* What do these verses tell us that God created? Yes, the land and the seas, all the continents of the world and all the oceans and seas. Of course, God created the whole universe—the sun and the moon and the millions and millions of stars, some of which are many times bigger than our world—but for our lesson today we will concentrate on this world of ours that God created.

*(Read Genesis 1:11-12.)* What did God create next? Trees, grass and other plants. These are wonderful gifts from God.

Let's appreciate them and care for them, not just in our own garden, but in other people's property or in public places. *(Show the central truth visual.)* For example, God does not want you to throw sweet papers down on the grass or swing a stick and knock the heads off the flowers. Can you give another example of what God doesn't want us to do where things are growing? *(Let the children answer. Answers could include walking through a field of crops that a farmer has planted or making holes in someone's lawn.)*

*(Read Genesis 1:20.)* What else did God create? That's right, all the fish that live in the sea—the little sardines, the playful dolphins and the huge whales—and the birds with all their colours. Can you tell me the names of some of the birds? *(Allow time for answers.)*

*(Read Genesis 1:24.)* What did God create next? Right, all kinds of animals—tame ones and wild ones. What are some of the wild animals which live in our country? *(Give the children the opportunity to answer.)* They were all created by God. God made our farm animals too—cows and sheep and horses. But some people are very cruel to animals. Have you seen pictures of dogs or cats that have been abandoned? Sometimes they are left shut up somewhere without food and water and when they are finally found they are just skin and bones. That is no way to treat an animal, is it?

God wants us to treat with care the animals and other living creatures that He has created (*show the central truth visual*)—for example, not to pull the wings off a butterfly or moth; not to break up a bird's nest. Can you give me other examples? (*Let the children reply.*)

### Flashcard 1-2

(*Read Genesis 1:27.*) Last of all, whom did God create? Yes, a man and a woman. It tells us in this verse that they were made “in the image of God”—that means that people are different from animals.

For example, a person knows what is right and wrong. An animal will do the right thing if it knows it will get food or it will obey because it knows it may be punished. But animals do not understand that doing what they should is “right”, nor do they understand that doing what they should not do is “wrong”. God has put a conscience inside us—like a little voice which tells us what is right and what is wrong. Our conscience works best when we have been listening to God’s Word which tells us what pleases Him and what doesn’t. Unlike the animals, we human beings have a soul that lives on for ever and ever (Ecclesiastes 12:7). We are made in God’s image.

God considers each human being to be more valuable than any other animal or thing that He created. Jesus once said (*read the verse from your Bible*), “For God so loved the world” (that means the people in the world) “that He gave His only begotten Son, that whoever believes in Him should not perish but have everlasting life” (John 3:16). On another occasion He said that He cares for every little sparrow, but that we are much more valuable than many sparrows (Matthew 10:31).

If you have asked the Lord Jesus to be your Saviour, you are not only a person God created, but you are a son or daughter of God. As His child you will want to please Him. You can do that by:

- Showing respect for other people who may be a bit different from you.
- Not getting impatient with an old person who takes a long time to go up a step or go through a door when you are trying to get past.
- Not looking down on another child because he is not the same colour or is not as good at sports as you, or maybe has to wear thick glasses.

Every person is created by God and is of great value to Him and we must be careful to value and respect them too.

### Flashcard 1-3

God put Adam and Eve, the first human beings, in a beautiful garden called Eden and gave them some instructions. (*On the Bible Timeline show when Adam and Eve lived, together with other events with which the children are familiar.*)

CTS

CTS

CTS

Firstly, God told them that they could eat of the fruit of **all** of the trees, except one. What a wonderful time they would have had going around picking the beautiful pears, peaches, bananas, apples and other fruits.

God also told Adam that he was to take care of the garden. Probably he had to water the plants and make sure that everything was neat and tidy.

God still wants us to care for the beautiful animals and plants He created. *(Show the central truth visual.)*

I'm sure that you've often looked at little wild flowers and thought how beautiful they are, how delicately and carefully put together. And what extraordinary, skilful insects, birds and mammals we have.

#### Flashcard 1-4

*(Cover the picture of the birds, so that the children only see the picture of the bees.)* Think of the bees that make our honey. In the hive there might be 30 or 40 thousand of them in the summer and each one of them has a job to do and knows how to do it. For example, some make the cells for the baby bees to be born in; some stay at the entrance to the hive and fan with their wings to keep fresh air coming in; some stand guard to protect the hive from attackers like wasps. Many of them go out to find nectar to make the honey. If a bee finds lots of flowers where there is nectar, he flies back to the hive and does a kind of dance and the way he dances shows the other bees where the nectar is and how far away it is. Then they can fly directly to that spot and start gathering the nectar. What amazing little insects! God has given them to us to enjoy and for them to provide delicious honey for us.

CTS

Every time you have honey give thanks to God for the bees which made it. When you put jam on your bread, thank God for the bees that carried the pollen from flower to flower in the fruit trees so that the fruit could grow.

*(Show the picture of the swallows.)* Would you recognise a swallow if you saw one? They are lovely little birds with forked tails. You can often see them darting around in the air catching insects which they feed on. Did you know that when swallows (which live in colder countries) begin to feel that winter is coming, they start to gather together in big numbers? They chatter nervously and then one day hundreds and hundreds of them all take off together and fly away to warmer countries. For example, some European swallows fly thousands and thousands of kilometres down to the south of Africa. *(If you can, show this on a map—particularly for the older children.)* Then they fly back to their old home for the summer. How do they know when it is the right time to fly? How do they find their way to Africa? How do they find their way back to their own nests so far, far away? Well, God has put into their tiny brains the ability to do these amazing things. What wonderful creatures God has made for us to enjoy! As you see them darting to and fro in the sky, give thanks to God for their wonderful skill and agility.

It is sad to see some children throwing stones at wild birds. Instead in the winter, especially if there is snow and ice, you can help by leaving out seeds for the birds that don't fly away for the winter.

I am sure that in the garden of Eden Adam and Eve enjoyed the colours of the butterflies and the songs of the birds. Everything was very beautiful—until something terrible happened.

### Flashcard 1-5

They disobeyed God's command not to eat the fruit of the one tree that God had told them not to eat. That is how sin came into the world.

God had to punish Adam and Eve by driving them out of the garden of Eden.

### CLIMAX

Because of their sin, even the lovely world that God has created was partly spoiled. After that weeds and thorns grew up and sickness and death came into the world. Every time you see a hospital for sick people or a cemetery where people are buried, it is because of sin that began in the garden of Eden.

As a result of what they did, Adam and Eve received God's punishment. They were disobedient.

Today people are greedy. Men cut down trees in the rain forests to sell the wood or to use the land to grow crops and sell them to make money. Often they are so greedy for money that they don't take time to plant more trees to prevent the soil being washed away or blown away by the wind. Men also spoil God's world by being selfish. For example, they throw rubbish and other poisonous things into rivers without caring that people further downstream need the water to wash in or, in some countries, to drink.

### Flashcard 1-6

Do you too sin against God by always being greedy and wanting more or always wanting the best? Are you a selfish person, always thinking about yourself and not caring about other people? If you are, you need to ask God's forgiveness.

Ever since Adam and Eve sinned, all of us have been just like them. We have disobeyed God's laws, but the amazing thing is that God still loves us. God has commanded us to love other people, but you know very well that sometimes you are greedy, selfish and nasty to other children. In the way you think and speak and act, you often sin against God. If you have never trusted in the Lord Jesus as your Saviour and asked Him to forgive your sin, it separates you from God.

**CTS**

**CTU**

**CONCLUSION**

But God sent His Son, the Lord Jesus, to be punished for your sin and for mine when He died on the cross. If you have never asked God to forgive your sin and to accept you as His child, you need to do that. You can do it right here or when you go home. He will certainly answer your prayer for He promises (*read from your Bible*), “The one who comes to Me I will by no means cast out [drive away]” (John 6:37). God loves you and does not want to have to punish you. He wants to accept you into His family.

**ACTIVITY**

**True or false.** (*This activity is best done immediately after the lesson as a quick review. If you have taught the series Jesus Is God Who Cares For People you might want to use the memory verse visual for John 3:16.*) Ask the children to stand if the statement is true and sit down if it is false.

1. God made the world out of nothing. (True.)
2. God is **nearly** perfect. (False—He is **completely** perfect.)
3. Animals are just as important as people. (False—people are God’s most special creation; they are made in His image.)
4. God wants us to care for the world He made. (True.)
5. People have a soul which lives on for ever and ever. (True.)
6. Rich and famous people are more special to God than everyone else. (False—John 3:16.)
7. Sin has spoiled our world. (True.)
8. There is no answer to the problem of sin (False—John 3:16.)

**REVIEW QUESTIONS**

1. God created the world. What does “create” mean? (Make out of nothing.)
2. Why do we not have to wonder how the world began? (God has told us in the Bible.)
3. How can we show that we care for the plants and flowers that God created? (Answers will vary. Examples given in the lesson include not throwing sweet papers down on the grass, not knocking the heads off flowers, not walking through a field of crops, not making holes in someone’s lawn.)



4. People were made in “God’s image.” Can you explain a little of what that means? (In the lesson two answers are given—we know right from wrong; we have an eternal soul.)
5. How can you show that you respect and care about other people who are different from you? (Answers will vary. Examples given in the lesson include showing respect for others who are different from you; not getting impatient with an old person; not looking down on another child.)
6. Tell me three jobs that bees do? (Build cells; fan with their wings to provide fresh air in the hive; guard against enemies; collect nectar.)
7. Where do swallows go in the winter? (To warmer countries—some go from Europe to the south of Africa.)
8. How did sin come into the world? (Adam and Eve disobeyed God; they ate the fruit from the tree God had told them not to eat.)
9. How was nature spoiled as a consequence of Adam and Eve’s sin? (Weeds and thorns grew up and sickness and death came into the world.)
10. Sin separates us from God, but He had a wonderful solution so that our sins could be forgiven. What was it? (God sent His Son, the Lord Jesus, to be punished for our sin when He died on the cross.)



## WONDER TIME

**Value and respect others.** Do you remember how John 3:16 begins? “For God so loved the world ...” God loves people and wants them to trust His Son. He does not love people more—or less—depending on where they live or what they look like or what they are good at. Neither should we. If you have asked the Lord Jesus to be your Saviour then take time during the week to think about this verse and ask God each day to help you value and respect everyone.

Think about the people you know at school, in your family or who live near you. Do you respect or are kind and patient with some more than others? Are you unkind or impatient with people who are different to you? Maybe they look or speak differently or have different traditions in their family so you ignore them. Maybe you are really kind to others because they are good at sports or clever in school or they live in a bigger house. You allow them to behave in whatever way they want because they are popular. This is not right.

We are all precious to God. We are made in His image. This week ask God to help you to value and respect others, even when it is not easy to do this.

*(Pray a short prayer about this.)*

### Review game

“Pick up the rubbish”

#### Materials:

- At least 20 pieces of rubbish (eg empty crisp bags, plastic bottles, cereal box, egg carton, milk container, etc).
- A bin bag for each team.

#### Preparation:

Stick different numbers of points (ranging from 10 to 100) on each of the pieces of rubbish.

#### Instructions:

Give each team a bin bag in which to collect their rubbish. When a child answers a question correctly, award 50 points for their team and ask him to pick up two pieces of rubbish. Add the points from the rubbish to his team’s score. (Tip: This works even better if you have a litter-grabber they can use!)



## CRAFT ACTIVITY

**Making something out of something.** Make a petal template (approx 5.5 x 2.5 cm) out of card (eg a cereal box). On coloured paper draw around the template and cut out the flower. The lid of a large glue stick is a good size for the circles (approx 3 cm). If you use thinner paper it can be folded a number of times so that many petals/circles can be cut out at once. Using the cut-out petals and circles, make a picture with a flower and a bee, then stick on a copy of the memory verse. (If you have a larger *Good News Club*® why not be organised early and ask a couple of people to help you with the cutting out?) Chat about the following as you help the children with their craft:

- God made real flowers and bees out of nothing—just by speaking. Our paper bee and flower are pretty, but the real ones are amazing!
- What do you remember from our lesson about the way God made bees? (They all have different jobs—eg standing guard, fanning with their wings to keep the hive cool, etc.) (*Younger children will enjoy pretending to be a bee doing a dance to tell the others where the flowers are with the nectar!*)

# I don't know exactly how it happened—but I know it did!

This page has been designed for you to photocopy and place in your Bible as a ready reference.

## Lesson overview

<b>Scripture</b>	John 9.										
<b>Memory verse</b>	"Go home to your friends, and tell them what great things the Lord has done for you, and how He has had compassion on you" (Mark 5:19).										
<b>Central truth</b>	God gave us the Gospel to share with others.										
<b>Application for unsaved</b>	Accept the truth of the Gospel.										
<b>Application for saved</b>	Share the Gospel through your life and through your words.										
<b>Visual aids</b>	<table> <tr> <td>Lesson</td> <td> <ul style="list-style-type: none"> <li>Flashcards 2-1 to 2-6.</li> <li>Central truth visual: "God gave us the Gospel to share with others."</li> <li>Bible Timeline.</li> <li>Two blindfolds and several objects for the blindfolded children to guess what they are.</li> </ul> </td> </tr> <tr> <td>Memory verse</td> <td> <ul style="list-style-type: none"> <li>Memory verse visual: Mark 5:19.</li> </ul> </td> </tr> <tr> <td><i>Wonder Time</i></td> <td> <ul style="list-style-type: none"> <li>A copy of the <i>Wordless Book</i> (or the hearts used for the craft activity).</li> </ul> </td> </tr> <tr> <td>Carry-over activity</td> <td> <ul style="list-style-type: none"> <li>A copy of the take-home card for each child.</li> </ul> </td> </tr> <tr> <td>Craft activity</td> <td> <ul style="list-style-type: none"> <li>A copy of the five hearts for each child.</li> <li>If the children are old enough to write the verse on the hearts themselves you will need pens or pencils for them to do this.</li> <li>Gold/yellow, red and green felt-tip pens or colouring pencils.</li> <li>(Alternatively you could print the hearts on the relevant colour of paper.)</li> </ul> </td> </tr> </table>	Lesson	<ul style="list-style-type: none"> <li>Flashcards 2-1 to 2-6.</li> <li>Central truth visual: "God gave us the Gospel to share with others."</li> <li>Bible Timeline.</li> <li>Two blindfolds and several objects for the blindfolded children to guess what they are.</li> </ul>	Memory verse	<ul style="list-style-type: none"> <li>Memory verse visual: Mark 5:19.</li> </ul>	<i>Wonder Time</i>	<ul style="list-style-type: none"> <li>A copy of the <i>Wordless Book</i> (or the hearts used for the craft activity).</li> </ul>	Carry-over activity	<ul style="list-style-type: none"> <li>A copy of the take-home card for each child.</li> </ul>	Craft activity	<ul style="list-style-type: none"> <li>A copy of the five hearts for each child.</li> <li>If the children are old enough to write the verse on the hearts themselves you will need pens or pencils for them to do this.</li> <li>Gold/yellow, red and green felt-tip pens or colouring pencils.</li> <li>(Alternatively you could print the hearts on the relevant colour of paper.)</li> </ul>
Lesson	<ul style="list-style-type: none"> <li>Flashcards 2-1 to 2-6.</li> <li>Central truth visual: "God gave us the Gospel to share with others."</li> <li>Bible Timeline.</li> <li>Two blindfolds and several objects for the blindfolded children to guess what they are.</li> </ul>										
Memory verse	<ul style="list-style-type: none"> <li>Memory verse visual: Mark 5:19.</li> </ul>										
<i>Wonder Time</i>	<ul style="list-style-type: none"> <li>A copy of the <i>Wordless Book</i> (or the hearts used for the craft activity).</li> </ul>										
Carry-over activity	<ul style="list-style-type: none"> <li>A copy of the take-home card for each child.</li> </ul>										
Craft activity	<ul style="list-style-type: none"> <li>A copy of the five hearts for each child.</li> <li>If the children are old enough to write the verse on the hearts themselves you will need pens or pencils for them to do this.</li> <li>Gold/yellow, red and green felt-tip pens or colouring pencils.</li> <li>(Alternatively you could print the hearts on the relevant colour of paper.)</li> </ul>										

## Suggested programme

<b>Before club</b>	Complete attendance record as the children arrive.
<b>Opening</b>	Welcome, prayer, snack, establish rules.
<b>Song</b>	A song with the Gospel message.
<b>Memory verse</b>	Mark 5:19. Repetition: louder words.
<b>Song</b>	A song with the Gospel message.
<b>Bible lesson</b>	<b>I don't know exactly how it happened—but I know it did!</b>
<b>Song</b>	A song about sharing the Gospel with others.
<b>Review game</b>	Pass it on.
<b><i>Wonder Time</i></b>	Sharing the Good News.
<b>Carry-over activity</b>	What could I tell?
<b>Craft activity</b>	Five hearts.
<b>Closing</b>	Announcements, prayer, memory verse tokens.

# I don't know exactly how it happened—but I know it did!

This page has been designed for you to photocopy and place in your Bible as a ready reference.

*You may wish to read from God's Word the Scripture verses listed.*

**Scripture:**

John 9.

**Memory verse:**

“Go home to your friends, and tell them what great things the Lord has done for you, and how He has had compassion on you” (Mark 5:19).

**Central truth:**

God gave us the Gospel to share with others.

**Application for unsaved:**

Accept the truth of the Gospel.

**Application for saved:**

Share the Gospel through your life and through your words.



**I. INTRODUCTION**

Andrew's operation

**II. PROGRESSION OF EVENTS**

- A. Jesus begins to heal the blind man on the Sabbath
- B. He commands the man to go and wash in the pool of Siloam (John 9:7)
- C. The man obeys and is healed
- D. His neighbours and friends wonder how his eyes were opened (John 9:11)
- E. Some Pharisees criticise Jesus
- F. The man is questioned several times by the people and by the Pharisees (John 9:15, John 9:17)
- G. The Pharisees also question his parents (John 9:19)
- H. The man finally answers—“One thing I know: that though I was blind, now I see” (John 9:25)

**CTS**

(John 9:33)

**CTU**

- I. They throw him out of the synagogue

**CTS**

**III. CLIMAX**

Jesus finds him and reveals Himself as the Son of God/the Saviour (John 9:36)

**IV. CONCLUSION**

The man worships Him

**CTS, CTU**



## MEMORY VERSE

*(This verse is quite long, so we suggest that you teach it over two weeks.)*

*“Go home to your friends, and tell them what great things the Lord has done for you, and how He has had compassion on you” (Mark 5:19).*

### INTRODUCTION

“I got picked for the football team!” Nathan exclaimed as he burst through the front door. He couldn’t wait to tell his mum all about it. When something exciting happens it’s hard to keep the good news to yourself. When it comes to the best news of all—that Jesus has forgiven you for your sin and is now your Saviour and friend—then Jesus wants you to tell everyone about it too.

### PRESENTATION

Read the verse directly from your Bible and then from the visual. Remind the children that this is God’s Word and is completely true. Tell them that Jesus said these words after He did an amazing miracle. He made an unclean spirit come out of a man and now He wanted the man to tell his friends how he had been healed.

### EXPLANATION

“Compassion” means love and concern. Jesus loved the man and He loves you and me very much—that’s why He has done “great things” for us. What “great things” has the Lord Jesus done for you and me?

- He left His home in Heaven to come to this sinful world.
- He lived here for over 30 years—always perfect—never disobeying God.
- He allowed soldiers to hang Him on a cross to kill Him because He knew that the cross was where He would take the punishment for sin and make a way for sinners to know God.
- He came alive again three days later.

If you are a true Christian then your sins are forgiven—you will never be punished for your sin—you can know God in a special way as your Heavenly Father and, when you die, you will go to His home in Heaven.

### APPLICATION

**Unsaved:** You cannot tell others about Jesus unless He is your Saviour. He loves you so much and has done all these “great things” for you. Won’t you turn away from your sin and trust Him today?

**Saved:** Tell others (eg parents, friends, neighbours) the good news about what the Lord Jesus has done for you.

Intersperse the **explanation**, **application** and **repetition**.

**REPETITION**

**Louder words.** Before or after explaining a word or phrase, have the children say the verse with that word being said louder—eg “compassion”, “great things”, “tell”, “you”.

**LESSON**

*Information for the teacher: The aim of this lesson is mainly to help Christian children to witness for the Lord, for example by giving their testimony or by using a tract, a Wordless Book or some other evangelistic tool. (These are available from your CEF® national office. If you need an address, contact the European Headquarters at the address at the front of this teachers' guide.) You need to:*

- Tell the children what to do (the Bible lesson).
- You might like to take a further two weeks (see the alternative schedules for teaching this series of lessons over 10 weeks), in which case in some part of this day's programme explain with enthusiasm to the children what you all plan to do the following week.
- Have some tracts or Wordless Books available on a table, so that a Christian child could pick one up and prepare to witness. Make sure that the child knows the significance of the colours of the Wordless Book.

*Pray briefly with the child who takes a Wordless Book or tract that the Lord will help him to prepare to witness and give him the courage to talk about Jesus to at least one other child.*

**INTRODUCTION**

When Andrew was ten years old he had a bad pain in his side. His parents took him to the doctor who told him, “It's your appendix that is giving you the problem. You need to have it taken out.” So Andrew was taken to the hospital and the next day he was given an anaesthetic to put him to sleep and his appendix was taken out. He did not feel a thing while the operation was being done, though he felt a little sore afterwards. But his parents were there at his bedside and the nurses were very kind and gentle. Soon he was out of hospital and back home. Andrew really did not understand all that had been done inside him, but he knew that his appendix had been taken out because that pain went away and he never had it again.

**PROGRESSION OF EVENTS**

Today I'm going to tell you about a man to whom something wonderful happened. He was sure that it had happened because his life was changed, but really he found it hard to explain how it happened.

**Flashcard 2-1**

*(Cover the second half of the visual while you teach this part.)* One Sabbath day the Lord Jesus was walking with His disciples. *(On the Bible Timeline show when Jesus lived.)* That was the day when the Jewish people worshipped the Lord in their church or synagogue, as we do on Sundays. Jesus came across a man who

As you pray with a child, be sure to comply with the Child Protection Policy of your country.

had been blind his whole life. The man was sitting by the roadside with his hand out begging for money or food. That was the only way he could live because he could not do any work.

*(Blindfold two volunteers. Give each a couple of objects and then ask them questions about the object. Then ask them to identify another child while still wearing the blindfold.)* As the man was blind he didn't know many things. He definitely didn't know the colour of things, but he also didn't know what his parents looked like and he knew nothing about strangers.

Jesus was very sorry for the man and He lovingly decided to heal him. Of course, Jesus is God the Son who has all power. This time He did the miracle in an unusual way. He made a little mud with some dust and His saliva and put the mud on the man's eyes. Then He told him, "Go, wash in the pool of Siloam" (John 9:7). Right away the man set off slowly, probably feeling his way with his stick in front of him.

*(Uncover the rest of the visual.)* He did what Jesus said and when he had washed off the mud at the pool, he opened his eyes and for the first time in his life he was able to see! Can you imagine his excitement? I am sure he was jumping up and down with joy. Now he could see other people; he could see the buildings; he could see the birds. Before he had not even been able to see his own parents, not even his own hands!

This was the moment when his whole life was changed. His friends and his neighbours were really confused and asked, "Is this the man who used to be completely blind and sat begging?" "Is this the same man who can now see perfectly?"

Some people thought it was a different person. Others were sure it was the same man. So they asked him how he had received his sight. This was what he answered *(read—or have an older child read—John 9:11)*, "A Man called Jesus made clay and anointed my eyes and said to me, 'Go to the pool of Siloam and wash.' So I went and washed, and I received sight."

*(As we don't know the man's name—and to avoid saying over and over again "the man" or "the man who was blind"—you might give him a name, such as Jacob. We have chosen to do this, but you may not wish to do so.)* We don't know his name, but let's call him Jacob. Jacob did not really know much about Jesus yet. What did he call Jesus? *(Let the children answer.)* Yes, "a Man called Jesus".

*(At this point you or a helper could give part of your testimony, explaining in a few words what your life was like before you came to know the Lord.)*

## Flashcard 2-2

They brought Jacob to the religious leaders (the Pharisees) and they began to question him over and over again, asking how he had received his sight. Let's read what Jacob replied *(read John 9:15)*—"He put clay on my eyes, and I washed, and I see."

## CTS

Some of these Pharisees did not believe that Jesus could have done that miracle and again they asked Jacob who he thought Jesus was. What did he answer? (*Read John 9:17.*) “He is a prophet.” Yes, he called Jesus a prophet. Jacob was just beginning to realise that Jesus was a very special person—but Jesus was much more than a prophet.

You too know who Jesus is, don't you? He is God's Son who came down from Heaven and lived a perfect life. He died for our sins but rose again from the dead. This is really good news—the Bible uses the word “Gospel” to describe it.

The Pharisees sent for Jacob's parents and they asked them, “Is this your son?” (*John 9:19*).

His parents too were amazed at what had happened. They knew for sure that this was their son, but they were afraid to answer the angry Pharisees. So they said, “Ask him, he is a grown man” (from verses 20-23).

*(Background information: In Jesus' times, the synagogue was the centre of the religious life and the Jewish social life. To be expelled from it was to become marginalised, an outcast. For that reason the Jews feared being expelled from it.)*

So the Pharisees brought in Jacob another time to question him. This time Jacob gave a wonderful answer. Let's hear it (*read John 9:25*)—“One thing I know: that though I was blind, now I see.” The Pharisees could not argue with that!

If you are a Christian, can you remember the day and the place when Jesus changed your life? You asked Him to save you and to give you eternal life. Like Jacob, you can say, “I can't see Jesus, but one thing I do know is that Jesus changed my life one day.” Will you plan to tell someone else this week about the wonderful things the Lord Jesus has done for you? Somebody had to explain to you who He is and how He died on the cross, being punished for your sin. (*Show central truth visual.*) Now it is your turn to tell someone else the good news about Jesus. (*At this point you or your helper could continue your testimony, explaining the place and time of your conversion. Keep it fairly brief—you have to get back to the Bible lesson itself!*)

**Flashcard 2-3**

Just as \_\_\_\_ (*add name of the helper who shared a testimony*) did, if you are a Christian you could ask God to help you tell a friend what Jesus has done for you. You know that He died on the cross for your sins and that He has forgiven you, He has given you eternal life, He is with you every day and He is preparing a place for you in Heaven. Maybe it is not easy for you to explain to your friends all these wonderful things, but you can be like the man who had been blind and say, “One thing I do know is that Jesus saved me, He is with me and I am



different from what I used to be.” It takes courage to do that, but the Lord can help you to be brave. Will you ask the Lord to help you to say something like that to one of your friends this week? I will be praying for you and that you will.

Also, your friends should see some changes in your life since Jesus saved you. Are you kinder and more patient? Are you more obedient to your parents? You should be! That is a good way to show to others that Jesus has really changed you and He keeps on changing you more and more.

Of course, there are other ways of telling others about Jesus. Have you ever used *The Wordless Book*? (*Show one and explain very briefly.*) A five-year-old girl in Madrid (Spain) received a little present—five small hearts with the colours of *The Wordless Book*. On each heart there was a verse explaining the way of salvation. She insisted to her parents that she wanted to take the hearts to school and share the message with her teacher. So her parents helped her to know how to explain the colours and the little girl went to school. That week she explained a colour per day to her teacher. That was pretty brave, wasn't it? It would be easier for you to talk to a friend, rather than the teacher.

If you are prepared to explain the Gospel (God's Good News) this week using *The Wordless Book*, take one at the end of club and come to me so I can pray with you that the Lord will help you to do so. Then next week you can tell me who you talked to and what happened.

It is great if you know and can say, “One thing I know: before I did not have Jesus as Saviour, but now I do.” That's a bit like what our friend Jacob said when he told the Pharisees, “One thing I know: once I was blind, but now I can see” (from John 9:25).

#### Flashcard 2-4

If you have never asked the Lord Jesus Christ to be your Saviour you cannot say with certainty that your sins are forgiven and that you are a child of God. Your sin has built a big barrier between you and God—losing your temper, using bad language, constantly complaining about things like your food or your school, being selfish and greedy. All these things offend God. But you know that He loves you—and He loves you so much that He sent the Lord Jesus to be punished on the cross so that you can be forgiven and so that you can become His child. The Lord Jesus rose again and, although you cannot see Him, He is right here ready to save you and change you.

As you talk to or pray with a child, be sure to comply with the Child Protection Policy of your country.

**CTU**

Be sure to comply with the Child Protection Policy of your country.

CTS

Are you willing to turn away from those things that displease Him and ask Him to forgive you and give you eternal life? You can do that today right here in our club. If you would like to ask the Lord to save you, but are not quite sure how to do it, come to me at the end of club and I can explain to you more personally. Of course, I can't save you but I can help you understand how Jesus can save you.

*(You might like to show flashcard 2-2 again at this point.)* The Pharisees kept asking Jacob questions and arguing with him. Jacob said this to them about Jesus: "If this Man were not from God, He could do nothing" (John 9:33). What he was really saying was that Jesus had been sent from Heaven by God.

### Flashcard 2-5

*(Cover the second half of the visual while you teach this part.)* When they heard what Jacob said, they threw him out of the synagogue. That meant that he was not welcome any more in the house of God and people would avoid him. He probably felt hurt and lonely, but at the same time full of gladness because he could now see.

*(Uncover the rest of the visual.)* It is not easy for a person who loves the Lord Jesus to talk about Him to others. If you do so, God will certainly help you and be pleased, but your friends might laugh at you and make fun of you. They might even call you names if you tell them that you want to go to the *Good News Club* to learn more about Jesus, instead of going with them to the sports centre to play—but ask the Lord to help you to be brave and to witness to your friends, like our friend Jacob did.

### CLIMAX

Is that the end of the story? Certainly not! The end is the best part. The Lord Jesus heard that Jacob had been expelled from the synagogue and He went and found him to talk to him and help him.

### Flashcard 2-6

Jesus asked him, "Do you believe in the Son of God?" (John 9:35). Jesus was the Son of God who became a man.

*(Some Bible translations use "Son of Man" which was one of the names that Jesus often used for Himself. It really means "The Son of God who had become a man". Background information: To find out how the Jewish people would understand the title "Son of Man" read Daniel 7:13-14 and compare with John 5:26-27, Matthew 24:30, Mark 13:24-27 and Luke 21:27. It seems obvious from these Scriptures that when Jesus spoke of Himself as being the Son of Man He had Daniel 7 in mind. In summary, Jesus' favourite term to refer to Himself was "Son of Man". He understood the designation to refer to the divine Son of Man of Daniel 7 who would rule with glory and power. Moreover, He understood the Son of Man also to be the pre-existent Son of God and the Messiah.)*

Jacob answered, “Who is He? Tell me so that I may believe in Him” (from John 9:36).

Jesus answered, “He is the one you are speaking to” (from John 9:37).

Jacob finally understood that Jesus was not just a good man or a prophet, but He was the Saviour who had been promised by God to take away the sin of the world.

## CONCLUSION

When he heard this, Jacob worshipped the Lord. That means that he gladly recognised that Jesus was his Saviour and thanked Him with all his heart. His whole life had been changed. Now not only could he see, but he had a Saviour who loved him and whom he loved and worshipped.

If you have asked Jesus to be your Saviour, He wants you to worship Him—when we pray here in club, when we sing, when we listen to the Bible lessons and also when you are on your own. Just quietly thank Him from your heart that He is such a wonderful Saviour and friend to you.

Have you asked the Lord Jesus to forgive your sins and to begin to change you? I am going to be quiet for a moment. If your answer is, “Yes, I know that He is my Saviour,” then you can quietly thank Him and worship Him as Jacob did in our story.

But if you have not asked Jesus to save you and give you eternal life, you could do it today right here in club.

**CTS**

**CTU**



## REVIEW QUESTIONS

1. What day of the week was it when Jesus healed the blind man? (The Sabbath.)
2. Jesus healed him in an unusual way. What was it? (Jesus put mud on his eyes and then told him to go and wash.)
3. When his friends saw him now, able to see, what did they ask themselves? (Is this the same man or is it another person?)
4. The blind man told them about the person who had healed him. What did he call Jesus at the beginning when all the questions began? (A Man called Jesus.)
5. Then the Pharisees asked him who opened his eyes. This time the man gave a slightly better answer. What was it? (He called Jesus a prophet.)
6. Later the man gave an answer that the Pharisees could not argue with. Finish the sentence: “One thing I know \_\_\_\_.” (“... that though I was blind, now I see.”)

### Review game

“Pass it on”

#### Preparation:

Print or write the word “Gospel” twice and stick each onto a medium-sized ball with sticky tape. (Don’t worry if it doesn’t stick on neatly.) Remind the children that the Gospel is the Good News about the Lord Jesus and we have been learning that we can share the Good News with others—we can “pass it on!”

#### Instructions:

Each time a child answers a question correctly ask him to choose a friend, come to the front and stand with his team. When all the questions are answered each team should stand in a line with the ball at one end. Each team should “pass on the good news” until the ball reaches the far end. The fastest team wins. (If you have enough space, the teams could spread out and throw the ball to the next child without dropping it.)

7. What kind of changes should others see in your life if you have received Jesus as your Saviour? (Answers will vary. Examples in the lesson include being kinder, more patient and more obedient to your parents.)
8. How did the Pharisees punish the man? (They threw him out of the synagogue.)
9. If you tell other boys and girls about Jesus, they may really listen carefully and want to hear more. But they might react in a bad way. What might they do? (Answers will vary. Examples in the lesson include your friends might laugh at you, make fun of you or call you names.)
10. Jesus found the man after he had been thrown out of the synagogue. What did Jesus ask him? (“Do you believe in the Son of God?”)
11. What did the man do when he realised that Jesus was the Saviour who God had promised to send? (He worshipped Him.)
12. Where can you worship the Lord Jesus? (For example, in club, on your own—anywhere!)



## WONDER TIME

**Sharing the Good News.** The Bible is full of good news! Let’s look at some verses and see what we can learn about the Gospel. If you are a Christian this will also help you explain the Good News to someone else using the *Wordless Book* (or the hearts used in the craft activity).

What does Acts 14:15 teach us about God? God is “the living God, who made ... all things”. He is also perfect and pure and hates sin. God cannot allow sin into His perfect home in Heaven. (Gold reminds me of a crown, so it reminds me of God because He is the greatest king.)

What does Romans 3:23 teach us about ourselves? (This is the bad news.) “All have sinned.” Sin is disobeying God’s rules—for example, disobeying your parents, thinking proud thoughts and saying nasty words. Because God is good and fair He will always punish sin. What does Romans 6:23 tell us we deserve because of our sin? “The wages of sin is death.” (The dark page reminds me of the darkness of sin.)

What does 1 Corinthians 15:3-4 tell us about what the Lord Jesus has done for us? “Christ died for our sins ... and ... He rose again.” Jesus died to take the punishment for sin and then came alive again three days later. (Red reminds me of the blood of the Lord Jesus when He died.)

What does Acts 10:43 say about how you can be forgiven for your sin? “Whoever believes in Him will receive remission [forgiveness] of sins.” Anyone who turns from their sin and trusts in the Lord Jesus as their Saviour will be forgiven. (The clean page reminds us about forgiveness.)

What does 2 Peter 3:18 say should happen after your sins are forgiven? “Grow in the ... Lord.” Reading the Bible, praying and meeting with other Christians will all help you to grow as a Christian. (Green reminds us of growing things.)

The Lord really has done great things for us! What amazing news we have to share! Let's ask God to help you speak to one person this week about Him.



## CARRY-OVER ACTIVITY

**What could I tell?** Give each child a copy of the take-home card. Suggest that, at home, the child could write out the answers to the questions on a separate piece of paper. They may not know the answer to all the questions, but should not worry about this. The questions will help them think about their own story of what God has done for them. Make sure it is clear that this activity can only be completed by those who have trusted the Lord Jesus.



## CRAFT ACTIVITY

**Five hearts.** Help the children to make five hearts, like the girl from Madrid in the lesson.

# Is your money really yours?

This page has been designed for you to photocopy and place in your Bible as a ready reference.

## Lesson overview

<b>Scripture</b>	Mark 12:41-44 and 1 Chronicles 28:1—29:9						
<b>Memory verse</b>	“God loves a cheerful giver” (2 Corinthians 9:7).						
<b>Central truth</b>	God gives us money to use wisely.						
<b>Application for unsaved</b>	First give your life to God.						
<b>Application for saved</b>	Give generously and cheerfully for God’s work.						
<b>Visual aids</b>	<table> <tr> <td>Lesson</td> <td> <ul style="list-style-type: none"> <li>• Flashcards 3-1 to 3-6.</li> <li>• Central truth visual: “God gives us money to use wisely.”</li> <li>• Bible Timeline.</li> </ul> </td> </tr> <tr> <td>Memory verse</td> <td> <ul style="list-style-type: none"> <li>• Memory verse visual: 2 Corinthians 9:7.</li> </ul> </td> </tr> <tr> <td>Craft activity</td> <td> <ul style="list-style-type: none"> <li>• For each child: an A5 sheet of paper, a pen/pencil, chocolate coins in foil (or “coins” cut out of silver kitchen foil), the memory verse written out. (Older children could write the memory verse themselves.)</li> <li>• Colouring pencils (skin-coloured if possible).</li> <li>• Glue to share.</li> </ul> </td> </tr> </table>	Lesson	<ul style="list-style-type: none"> <li>• Flashcards 3-1 to 3-6.</li> <li>• Central truth visual: “God gives us money to use wisely.”</li> <li>• Bible Timeline.</li> </ul>	Memory verse	<ul style="list-style-type: none"> <li>• Memory verse visual: 2 Corinthians 9:7.</li> </ul>	Craft activity	<ul style="list-style-type: none"> <li>• For each child: an A5 sheet of paper, a pen/pencil, chocolate coins in foil (or “coins” cut out of silver kitchen foil), the memory verse written out. (Older children could write the memory verse themselves.)</li> <li>• Colouring pencils (skin-coloured if possible).</li> <li>• Glue to share.</li> </ul>
Lesson	<ul style="list-style-type: none"> <li>• Flashcards 3-1 to 3-6.</li> <li>• Central truth visual: “God gives us money to use wisely.”</li> <li>• Bible Timeline.</li> </ul>						
Memory verse	<ul style="list-style-type: none"> <li>• Memory verse visual: 2 Corinthians 9:7.</li> </ul>						
Craft activity	<ul style="list-style-type: none"> <li>• For each child: an A5 sheet of paper, a pen/pencil, chocolate coins in foil (or “coins” cut out of silver kitchen foil), the memory verse written out. (Older children could write the memory verse themselves.)</li> <li>• Colouring pencils (skin-coloured if possible).</li> <li>• Glue to share.</li> </ul>						

## Suggested programme

<b>Before club</b>	Complete attendance record as the children arrive.
<b>Opening</b>	Welcome, prayer, snack, establish rules.
<b>Song</b>	A song about being joyful.
<b>Memory verse</b>	2 Corinthians 9:7. Repetition: add one word; or different givers.
<b>Song</b>	A song about God’s great gift to us.
<b>Bible lesson</b>	<b>Is your money really yours?</b>
<b>Song</b>	A song explaining how we can give our lives to God.
<b>Review game</b>	Choose a coin.
<b>Wonder Time</b>	Our giving and God’s indescribable gift.
<b>Craft activity</b>	Cheerful giver.
<b>Closing</b>	Announcements, prayer, memory verse tokens.

# Is your money really yours?

This page has been designed for you to photocopy and place in your Bible as a ready reference.

*You may wish to read from God's Word the Scripture verses listed.*

## Scripture:

Mark 12:41-44.  
1 Chronicles 28:1—29:9.

## Memory verse:

“God loves a cheerful giver”  
(2 Corinthians 9:7).

## Central truth:


God gives us money to use wisely.

## Application for unsaved:

First give your life to God.

## Application for saved:

Give generously and cheerfully for God's work.



## I. INTRODUCTION

Poor children are willing to give for the Lord's work

## II. PROGRESSION OF EVENTS

A. Jesus praises the generosity of the poor widow  
(Mark 12:43)

B. David wants to build a temple where the people can worship God

C. David assembles in Israel all the leaders of the people of Israel

D. David explains that he had planned to build the temple

E. He explains that God said, “No, Solomon will do that”

F. David challenges Solomon to follow the Lord and serve Him wholeheartedly  
(1 Chronicles 28:9-10, 1 Chronicles 28:20)

**CTS**

G. David gives Solomon the plans that God had given him for the temple and all its furniture

H. David gives much of his own treasure

**CTS**

## III. CLIMAX

The leaders of the people give willingly

## IV. CONCLUSION

David and all the people are thankful for all that God had given them

**CTU, CTS**



## MEMORY VERSE

“God loves a cheerful giver” (2 Corinthians 9:7.)

### INTRODUCTION

Who can tell me some of the things that God has given us? (*Allow the children to answer.*) Food, clothes, home, family, friends, school. Every good thing we have comes from God. He is a loving giver. He loves giving good gifts to His children. Did you know that God wants you and I to be givers too? Listen to our Bible verse in 2 Corinthians 9:7.

### PRESENTATION

Read the verse directly from the Bible and then from the visual. Remind the children that this is God’s Word we are learning, then repeat the verse together.

### EXPLANATION

God is the best giver of all. If you are a Christian, He has given you the Lord Jesus as your Saviour and friend and He has given you a home in Heaven.

How wonderful that you and I can be givers too! We can give some of our money back to God for His work. We do this when we give money to the missionary offering in *Good News Club* or Sunday school.

Does it really matter what sort of giver you are? **Yes!** God sees your heart. He knows if you give because you feel you have to, and with a bad attitude, or if you are so full of thanks for all that God has given you that you are delighted to be able to give something back. A cheerful giver wants to give his money to God’s work and is happy and glad to do it.

### APPLICATION

**Unsaved:** God is pleased when His children give to His work, but if you are not God’s child yet you cannot begin to please Him until you have turned from your sin and trusted in His Son.

**Saved:** Do you receive pocket money or earn money by helping at home? Each time you are given money of your own think, “How much would I like to give to God’s work?” Then set that money aside until it’s time for *Good News Club* or Sunday school and you can put it in the missionary box. If you don’t really want to give your money away, ask God to change your heart so that you can do it cheerfully.

### REPETITION

**Add one word.** Say the first word, then add one word each time the verse is repeated until the whole verse is said—ie “God. God loves. God loves a. God loves a cheerful. God loves a cheerful giver.”

**Different givers.** Begin by repeating the verse together with a sad face and ask if this is the way God wants us to give? No! Then repeat with an angry

Intersperse the **explanation, application** and **repetition**.



face and ask again if this is the way God wants us to give? No! Repeat with a happy face. Yes! This is the way God wants us to give!



## LESSON

*Information for the teacher: The teaching of this subject on giving to God and for His work should be accompanied by an opportunity for the Christian children to give of their pocket money for a missionary or for a project. Contact your local CEF worker for more information and for helps to involve your children.*

### INTRODUCTION

The children were poorly dressed and they received little or no pocket money from their parents who were also quite poor. The teacher of the *Good News Club* was telling them about how they could give their money to God to help children in another country hear about Jesus. They wanted to help, but they wondered what they could do. They thought, “If we were rich we could give so much to God, but we are very poor.”

They decided to do what they could. Some of them decided to make cards and bracelets and sell them. Some collected mushrooms and sold them. Some of them had a few coins of their own pocket money and gave them.

The teacher was pleased and excited that she was able to send quite a lot of money. I am sure that God was very pleased too!

When we give to God, the important thing is not how much we give, but rather the desire in our hearts to give all that we can—whether it is a lot or just a little.

### PROGRESSION OF EVENTS

#### Flashcard 3-1

When Jesus was living on the earth, one day He was sitting in the temple grounds watching the people who were putting money into the temple treasury. Many rich people came along and put in large amounts. They probably did it in a very obvious way, lifting up the money to make sure that everyone saw how much they were giving, before putting it into the chest. *(See also Matthew 6:1-4. “There were thirteen trumpet-shaped chests around the walls of the court of the women”—Dr Warren Wiersbe.)*

Then a lady came along to put in her offering. She was poorly dressed and her face and hands were probably very rough because her husband had died and now she would have to work very hard, maybe in the fields, to make a little money and have enough to live on. As Jesus watched her, she put in two very small copper coins.

Jesus called His disciples to His side and said something that really surprised them. *(Read Mark 12:43 from your Bible.)* “I say to you that this poor widow has put in more than all those who have given to the treasury.”

“What does He mean?” thought the disciples. “She only put in two little coins. Others put in much, much more. We saw them do it.”

Then Jesus explained (*read Mark 12:44*), “They all put in out of their abundance, but she out of her poverty put in all she had, her whole livelihood.”

She gave all she had to live on. No wonder Jesus praised her! This lady had given all that she had. She would have to go out and work hard to earn enough for her next meal.

We can see from this story that God doesn't care if we have only a little to give—what is important is that we give what we can and we do it gladly for Him, whether it is much or little.

### Flashcard 3-2

Just like the children I told you about at the beginning gave from their hearts for God's work and also the poor widow, people who lived many hundreds of years before Jesus came to the earth also gave very generously.

I am sure that you remember stories about David in the Bible. (*Show on the Bible Timeline when Jesus lived and when David lived. Let the children give examples of the stories they know about David.*) The most well-known story is how he killed the giant Goliath. Some years later David became King of Israel. He loved God and wanted to please Him. He was not poor like the children I told you about at the beginning, but he had the same desire to be generous and to give all he could to God.

But there was something that made him a little sad. There was no big building, like a church, where the people could meet together to worship the Lord.

God had brought these people from Egypt where they were treated very badly and they had travelled for many years across the desert to the land that God had promised to give them. During this time God gave their leader, Moses, the plans for a beautiful big tent which they called the tabernacle. (*Show on the Bible Timeline when Moses lived.*) The people would come together in front of this tent to worship the Lord. When they had to move on, they folded up the tent and lifted all the furniture that it contained and moved on to the next place where they stopped and again it would be set up. When they finally arrived in the promised land, this tabernacle was put in a certain place and it did not have to be moved any more.

King David thought that it would be a wonderful idea to build a beautiful temple for God, where the people could meet to worship Him. That would be so much better than just using a big tent, although it too was very beautiful on the inside with many pieces of furniture covered with gold and silver.

But God spoke to David and said, “No, you are not to build the temple.” That was probably quite a shock to David.

**Flashcard 3-3**

David gathered the leaders of the people together and told them what God had said to him. He told them, “I wanted to build a beautiful temple for God, but God said, ‘No, it is not you that is to build the temple.’”

David continued to call out to the people, “It is true that God chose me to be king and this has taken place as He promised. But I have had to fight many battles against our enemies and God wanted a man who would have a more peaceful reign to build the temple.”

Who then would be the person who would be in charge of the building of the temple? God had told David who it was to be. God had chosen Solomon, one of David’s sons. He would also be the next king after David. So David told the people that it would be Solomon, not him, who would build the temple for God.

**Flashcard 3-4**

Then David turned to Solomon and said (*read part of 1 Chronicles 28:9-10 from your Bible*), “Serve [God] with a loyal heart and with a willing mind; for the Lord searches all hearts ... Consider now, for the Lord has chosen you to build a house for the sanctuary [temple]; be strong, and do it.”

Maybe Solomon was a bit afraid. He realised that the building of this beautiful temple was a big, important work. So David, his father, said to him a second time (*read 1 Chronicles 28:20 from your Bible*), “Be strong and of good courage, and do it; do not fear nor be dismayed, for the Lord God—my God—will be with you. He will not leave you nor forsake you, until you have finished all the work for the service of the house of the Lord.”

If you have asked the Lord Jesus to be your Saviour, I know that you want to do what pleases Him, but it is not always easy. One thing that God wants His children to do is to give some of the money that He has given to them so that it can be used to take the Gospel to other families who do not know Him. (*Show the central truth visual.*) Maybe you think, “I’m not rich like David,” but think of those poor children who themselves decided to work hard to get some money to help children in another country hear about Jesus. Maybe you find it hard to give some of your money for our missionary. Perhaps you too have to do an extra chore or make something so that you can give. Or instead of buying that big bar of chocolate, you could buy something smaller and put the rest in the missionary box here in our club. God says to you, as David said to Solomon, “Be strong and courageous. God is with you and He will help you do it.”

**Flashcard 3-5**

Although David was not going to build the temple, he made many preparations for its building. He found hundreds of strong men who were to

CTS

CTS

work in the hills cutting out blocks of stone for the walls of the temple. He gathered tonnes of silver and gold from different parts of the country and from other countries.

But the plans for the temple were not really his ideas and plans. God had given him the plans. David told Solomon, “God has given all the plans for the temple to me—the instructions for all the priests and other people who will work there; how big the building is to be; how much gold and silver has to be used for each article. I have it all here written down in detail. These are God’s plans—not mine! God really wants this temple to be built!” (From 1 Chronicles 28:11-18.)

This was a great help to Solomon. Now he knew that when he began to build the temple, it would be the building that God Himself had wanted.

But David did not just encourage Solomon and give him the plans for the temple. David was a very wealthy king, but he was not going to keep all this gold and silver and jewellery for himself. In front of Solomon and all the people David said, “I am going to give large quantities of my personal treasures of gold and silver, as well as lots of useful things like stores of marble, iron and wood” (from 1 Chronicles 29:2-5). What a good example David gave to Solomon and all the people!

Maybe you have been a Christian for quite a long time now and you could give a good example to some other children who have just recently come to know the Lord Jesus. Will you also give generously for the work of God?

### CLIMAX

#### Flashcard 3-6

When all these army leaders and leaders of the tribes saw how generously David was giving for the building of the temple, they began to do the same. They brought gold and silver by the tonne and precious stones, as well as lots of other materials like bronze and iron that would be useful for the building.

### CONCLUSION

I am sure they were also so thankful to God for all that He had given to them. He had given them enough money to buy their food and their clothes, He had given them lands where they could farm and grow things. God had given them so many good gifts.

We have not finished the story. Did Solomon build the temple? Was it beautiful? How did the people feel after giving so generously? We’ll finish the story next week. Don’t miss it!

CTU

All of us should really be so thankful to God for His wonderful gifts to us. *(Let the children mention some.)* The greatest of all the gifts is His Son, the Lord Jesus Christ, whom He sent down from Heaven to be born here on earth, to live

as a very poor person and then to die on the cross. As you know, His death was not an accident. He came from Heaven to die for your sins and mine, for all the things that we have done that displease God (the angry words, the bad-tempered thoughts, the mean actions), as well as all the good things that we should have done but didn't (like being kind when someone was hurt, helping somebody at school who was finding it difficult to keep up with the schoolwork). Jesus took the punishment that you and I deserved. In this way God can forgive us and accept us as His children.

If you have never done so, God wants you to give yourself to Him. Hand your life over to Him and ask Him to forgive you and to change you and to accept you as His child. We have been talking about giving our money to God, but what God wants in the first place is that you give yourself to Him.

Then with joy we can give some money to God because we love Him and want other people to hear the Gospel and trust in Him. It doesn't matter whether we have lots of money like David or very little like the poor widow—what matters is that we give as generously as we can.

**CTS**



## REVIEW QUESTIONS

1. How much did the poor widow put in the treasury box in the temple? (Two very small copper coins.)
2. Why did Jesus say that she had given more than all the people who put in a lot of money? (She gave all she had to live on.)
3. Where did the people of Israel meet with God before the temple was built? (In front of the tabernacle—a big tent.)
4. Why did God not allow David to build the temple? (He had fought many battles.)
5. What had God given to David so that he would know what the temple was to look like? (Detailed instructions which David had written down.)
6. What preparations had David made for the building? (He gathered many building materials like gold and silver, wood and stone.)
7. What good example did David give to Solomon and the leaders of the people? (He gave very generously of his riches.)
8. What is God's greatest gift to us? (The Lord Jesus, His Son.)
9. What does He want us to give Him before we think of giving our money? (Ourselves.)
10. Say today's verse. ("God loves a cheerful giver"—2 Corinthians 9:7.)

### Review game

"Choose a coin"

*Materials:*

- A variety of coins in a bag.

*Instructions:*

Award 50 points for a correct answer, then allow the child to choose a coin from the bag without looking—1 cent = 1 point, €1 = 100 points, etc. The child may feel the coins to try for a higher value coin. (Adapt this to the currency of your country.)



## WONDER TIME

**Our giving and God's indescribable gift.** Put your hand up if ...

- ... you like being given money of your very own.
- ... you like having money in your money box.
- ... you like spending your own money on a treat. *(Give a suitable example.)*
- ... you like giving your money away.

Sometimes it can be difficult to give your money away, especially if you are younger and you don't have much money of your own; or if you are older and you have so many other things you need to spend your money on. One way to help you to be cheerful about giving is by thinking about what God has given you. Look at what God's Word says in 2 Corinthians 9:15—"Thanks be to God for His indescribable gift!" God's gift to us is so amazing that it's difficult to find words to describe it! *(Discuss with the children why God's gift is the best gift ever.)*

- Why did we really need this gift? (Because of our sin.)
- This gift was very expensive. What did it cost God? (His own Son died to take the punishment for sin.)
- Sometimes at Christmas you must be well behaved to receive a gift. Is that true for God's gift? (No—God offers His gift to anyone who will believe in His Son.)

We will never be able to pay God back for all the great things He has done for us, but one of the ways we can say thank you is by giving money to His work. If you are a Christian, when you are praying to your Heavenly Father this week will you thank Him for His indescribable gift? Will you talk to Him about your money? Ask Him to help you give to His work and to do it cheerfully!



## CRAFT ACTIVITY

**Cheerful giver.** *(Discuss the lesson with the children as they make the craft.)* Draw around your hand and colour it in. Stick on the chocolate money (or "coins" cut out of kitchen foil). Write or stick on the memory verse.

# Giving to God brings joy

This page has been designed for you to photocopy and place in your Bible as a ready reference.

## Lesson overview

<b>Scripture</b>	1 Chronicles 29:10-17, 2 Chronicles 2:18—3:2, 2 Chronicles 5:1-2,13-14 and 2 Chronicles 7:1-4.								
<b>Memory verse</b>	Review the first three verses learned in this series—Genesis 1:31, Mark 5:19 and 2 Corinthians 9:7. If you want the children to learn a fourth verse: “All things come from You” (1 Chronicles 29:14).								
<b>Central truth</b>	Giving to God brings joy.								
<b>Application for unsaved</b>	Accept the gift which Jesus wants to give you.								
<b>Application for saved</b>	Give joyfully to God.								
<b>Visual aids</b>	<table> <tr> <td>Lesson</td> <td> <ul style="list-style-type: none"> <li>• Flashcards 4-1 to 4-6.</li> <li>• Central truth visual: “Give joyfully to God.”</li> <li>• Bible Timeline.</li> </ul> </td> </tr> <tr> <td>Memory verse</td> <td> <ul style="list-style-type: none"> <li>• Memory verse visuals: Either Genesis 1:31, Mark 5:19 and 2 Corinthians 9:7. Or 1 Chronicles 29:14.</li> </ul> </td> </tr> <tr> <td><i>Wonder Time</i></td> <td> <ul style="list-style-type: none"> <li>• You may want to print or write out the Bible verses used.</li> </ul> </td> </tr> <tr> <td>Activity</td> <td> <ul style="list-style-type: none"> <li>• Write the statements onto A6 cards or photocopy the cards provided. The first part of each statement should be red, the middle part orange and the last part green.</li> </ul> </td> </tr> </table>	Lesson	<ul style="list-style-type: none"> <li>• Flashcards 4-1 to 4-6.</li> <li>• Central truth visual: “Give joyfully to God.”</li> <li>• Bible Timeline.</li> </ul>	Memory verse	<ul style="list-style-type: none"> <li>• Memory verse visuals: Either Genesis 1:31, Mark 5:19 and 2 Corinthians 9:7. Or 1 Chronicles 29:14.</li> </ul>	<i>Wonder Time</i>	<ul style="list-style-type: none"> <li>• You may want to print or write out the Bible verses used.</li> </ul>	Activity	<ul style="list-style-type: none"> <li>• Write the statements onto A6 cards or photocopy the cards provided. The first part of each statement should be red, the middle part orange and the last part green.</li> </ul>
Lesson	<ul style="list-style-type: none"> <li>• Flashcards 4-1 to 4-6.</li> <li>• Central truth visual: “Give joyfully to God.”</li> <li>• Bible Timeline.</li> </ul>								
Memory verse	<ul style="list-style-type: none"> <li>• Memory verse visuals: Either Genesis 1:31, Mark 5:19 and 2 Corinthians 9:7. Or 1 Chronicles 29:14.</li> </ul>								
<i>Wonder Time</i>	<ul style="list-style-type: none"> <li>• You may want to print or write out the Bible verses used.</li> </ul>								
Activity	<ul style="list-style-type: none"> <li>• Write the statements onto A6 cards or photocopy the cards provided. The first part of each statement should be red, the middle part orange and the last part green.</li> </ul>								

## Suggested programme

<b>Before club</b>	Complete attendance record as the children arrive.
<b>Opening</b>	Welcome, prayer, snack, establish rules.
<b>Song</b>	A song about being joyful.
<b>Memory verse</b>	Review Genesis 1:31, Mark 5:19 and 2 Corinthians 9:7. Or teach 1 Chronicles 29:14. Repetition: echo.
<b>Song</b>	A song about God’s great gift to us.
<b>Bible lesson</b>	<b>Giving to God brings joy.</b>
<b>Song</b>	A song explaining how we can accept the gift Jesus wants to give us.
<b>Review game</b>	Offering boxes.
<b>Wonder Time</b>	The Greatest Giver.
<b>Activity</b>	Sort the statement.
<b>Closing</b>	Announcements, prayer, memory verse tokens.

# Giving to God brings joy

This page has been designed for you to photocopy and place in your Bible as a ready reference.

*You may wish to read from God's Word the Scripture verses listed.*

**Scripture:**

- 1 Chronicles 29:10-17.
- 2 Chronicles 2:18—3:2.
- 2 Chronicles 5:1-2,13-14.
- 2 Chronicles 7:1-4.

**Memory verse:**

Review the first three verses learned in this series—Genesis 1:31, Mark 5:19 and 2 Corinthians 9:7.

If you want the children to learn a fourth verse: “All things come from You” (1 Chronicles 29:14)

**Central truth:**

Giving to God brings joy.

**Application for unsaved:**

Accept the gift which Jesus wants to give you.

**Application for saved:**

Give joyfully to God.



**I. INTRODUCTION**

Brief review of lesson 3

**II. PROGRESSION OF EVENTS**

- A. The people rejoice—and David too (1 Chronicles 29:9) **CTS**
- B. David prays—“All that we give came from You in the first place” (1 Chronicles 29:12-13)
- C. When we give to God ...  
... it brings joy to Him (1 Chronicles 29:17) **CTS**  
... we rejoice **CTS**  
... often the recipients rejoice **CTS**
- D. Example of Song Lee in Asia

E. Work on the temple starts

F. The temple is built on the mountain top where Abraham was willing to offer his son and in the city where Jesus was going to die (Romans 10:13) **CTU**

- G. Solomon's prayer for the people
- H. Dedication of the temple (2 Chronicles 5:14)

**III. CLIMAX**

The glory of God fills the temple and the people joyfully worship the Lord (2 Chronicles 7:3)

**IV. CONCLUSION**

Giving is worthwhile **CTS**





## MEMORY VERSE

Review the first three verses learned in this series—Genesis 1:31, Mark 5:19 and 2 Corinthians 9:7.

If you want the children to learn a fourth verse: “All things come from You” (1 Chronicles 29:14).

### INTRODUCTION

“I put €2 of my money into the missionary offering,” Katie announced proudly. “Your money?” her *Good News Club* teacher questioned. “Yes, I earned it myself cleaning my dad’s car,” Katie replied. “Tell me,” her *Good News Club* teacher continued, “who gave you healthy arms and legs to be able to wash the car? Who gave your dad his job so that he had money to give you?” “Eh, God did,” Katie said thoughtfully. “So whose money was it to start with?” “God’s money.”

King David knew that. He said the words we are going to learn today.

### PRESENTATION

Read the verse directly from your Bible and then from the visual. Emphasise that this is the true word of God.

### EXPLANATION

“All” means everything. Everything comes from God. He could use birds to bring you food (like He did for His people in the wilderness). He could send a special chariot for you to travel in (like He did for the prophet Elijah). Today God normally uses ordinary ways, like your parents (or whoever looks after you) going to work and earning money to buy you food and clothes and provide a warm house. But God gave them the skills and qualifications to get the job. God gave them the ability to study and pass the exams. It’s all from God.

King David and the people were giving things like gold, silver, bronze, marble and precious stones to God so that the temple could be built. Was that a good thing to do? Yes. Do you think David and the people were proud of themselves? No! David was worshipping God. He said that riches and honour and power and might and strength all come from God. The riches were already God’s to start with—they were only giving back to God what He had given to them!

### APPLICATION

**Unsaved:** Every good thing you have comes from God. The best thing He gave was His Son to die in your place. If you turn from your sin and trust in the Lord Jesus you can begin a relationship with God—the best giver of all.

**Saved:** If you are a Christian, do you want to worship God and thank Him for all the things He has given you? Giving to His work is one of the ways you can do that—but you are not doing God a favour, so don’t tell everyone

Intersperse the **explanation**, **application** and **repetition**.

how much you give or be proud of your giving. Remember—it's God's money. He gave it to you in the first place so you're only giving back a little of what He has already given you!

### REPETITION

**Echo.** Divide your club into three or four groups. Choose which group will start by saying the verse normally. The next group should echo the words a little quieter and then the next quieter still. Then change which group starts the next time.



## LESSON

### INTRODUCTION

Do you remember the exciting lesson from last week? *(Let the children answer.)* Yes, David and all the leaders of the people had given generously for the temple that Solomon, David's son, was going to build.

### PROGRESSION OF EVENTS

#### Flashcard 4-1

David had given the leaders of the people a great example of generous giving. They had followed his good example and they too gave very generously. I am going to read a verse from the Bible and I want you to answer two questions. *(Read 1 Chronicles 29:9 from your Bible.)* "Then the people rejoiced, for they had offered willingly, because with a loyal heart they had offered willingly to the Lord; and King David also rejoiced greatly."

Who was glad that the leaders of the people had given? (The people and David. We know also that God was glad.) According to this verse, how had the leaders given to the Lord? (With a loyal heart and willingly.)

If you love the Lord Jesus, that is the way that He wants you and me to give to Him and His work—with a loyal heart and willingly. You don't have to be rich like David. You just give what you can. You should not do it just because it is a habit here in our club or because you feel that you ought to do it. God wants you to give gladly and from your heart. Some of you may be given an offering by your parents to put in the missionary box here. That is wonderful, but are you yourself giving of your own money? That would really please God!

When David saw all the treasure that was heaped up for the building of the temple, he started to pray with great joy, praising and thanking God. Let's read some of the words that he used in this beautiful prayer. I want you to think: where did all the treasure come from that David and the people gave? *(Read 1 Chronicles 29:12-13.)* "Both riches and honour come from You, and You reign over all. In Your hand is power and might; in Your hand it is to make

CTS

great and to give strength to all. Now therefore, our God, we thank You and praise Your glorious name.”

Where did it come from? Yes, it all came from God Himself. He had blessed them and given it to them. That is true for us as well, isn't it? God gives your parents health and strength to be able to work and earn money. He has given them the intelligence to do the job. He gives them wisdom to know how much to spend and how much they can save. If you were given money because you helped someone, it was God who gave you the ability to do that.

*(There are several questions in the following paragraphs. This is useful so that the older children can think and participate, but it may be too difficult for younger children. You may want to shorten this section if you have a club of younger children.)*

Further on in his prayer David thanks God for the way the people gave. We are going to read a verse and I want you to think of the answer to this question: to whom did the people give? *(Read the last part of 1 Chronicles 29:17.)* “... And now with joy I have seen Your people, who are present here to offer willingly to You.” Yes, they gave to God, not just to David or to Solomon. Like David and their leaders, they gave willingly and gladly.

When you put an offering in the missionary box here in our club or in church, you are really giving to God. We are giving to Him for His work, maybe in some other land. We are not just giving for our missionary. So we also should give willingly and gladly to God, as the people of Israel did for the building of the temple.

Now let's think. Who was joyful or happy when the people gave? I think there are four answers. Let's see if we can find some of them. *(Read part of 1 Chronicles 29:17.)* “I know also, my God, that You test the heart and have pleasure in uprightness ... and now with joy I have seen Your people, who are present here to offer willingly to You.” *(Let the children listen carefully and answer the question.)*

Yes, God was “pleased”.

David was happy—He said, “With joy I have seen.”

The people were happy—they gave willingly.

One person who is mentioned later in the story is Solomon. He too would have been delighted when he saw how the people of Israel had given so generously for the building of the temple. Now he could use all this treasure for this great work.

When you give your money to God—that is true for you too—God is pleased and that is the most important thing. *(Show the central truth visual.)* You have joy in your heart to serve Him in this way. The leaders in club (like David) are happy to see you want to give to God. The people who receive the

**CTS**

**CTS**

money are also very happy. *(If the children are already giving a missionary offering, apply this to that situation.)*

#### Flashcard 4-2

In a country in Asia a lady started a *Good News Club* near a filthy rubbish dump where lots of rats came to feed. The dump was also beside the cemetery. People came there to bury those who had died and poor children would also come to try and steal money from these people or to beg for food. Song Lee was one of those children.

Song Lee began to attend the *Good News Club*. As he heard how God had sent His own Son, the Lord Jesus, to live and then to die for our sins on the cross, God changed his life. He asked God to forgive him and accept him as His son and now he wanted to please His Heavenly Father.

In the *Good News Club* he learned that it is important to give to help spread God's Word. But what could a poor, 10-year old boy give? He didn't go to school. He already had to work hard to earn money. He had a tough job earning about \$0.60 per day. *(Change the amounts into your currency.)* He began to give a tenth of that—six cents a day—for God's work. But he felt, "That is so little!" So he took a second job, working in people's gardens. He earned an extra \$0.55 a day that way, so was able to give more for God's work.

By the time that he was 12 years old he was able to tell others how God had changed his life and how He answers prayer. Now instead of stealing and begging, he was able to give back to God and he was doing it with real joy in his heart. He gave to God joyfully, just as David and the people of Israel had given for the building of the temple.

*(CEF does not support the use of child labour, but in some countries this is a reality.)*

#### Flashcard 4-3

Now the huge work of building the temple began. It was to be built with stone and Solomon sent 80,000 men into the hills to cut out the blocks of stone. That was hard work because they didn't have big mechanical machines in those days. It all had to be done by hand which was hard back-breaking work. He also had 70,000 men carrying the stones from the hills back to Jerusalem. (See 2 Chronicles 2:18 and 1 Kings 5:15.)

Solomon also contacted the King of Tyre because he needed logs of wood to be cut from the forests in that country. The king agreed and hundreds and hundreds of logs were cut down and floated down on the sea to Israel. From the port they were hauled up the long hills to Jerusalem where the temple was to be built. (See 2 Chronicles 2:3-16.)

#### Flashcard 4-4

Solomon began to build the temple on a hilltop in Jerusalem. You will remember that David had given him all the plans and the instructions that God had given him. The workers began to put the big, heavy blocks of

stone in place. Others sawed the tree trunks to make wood panels. Others prepared a beautiful curtain of blue and purple and crimson wool with a pattern of embroidered angels (cherubim). This curtain was to separate the “most holy place”, a part of the temple that only the high priest could go into once a year. The inside of the building was covered with gold and precious stones. For the “most holy place” Solomon used about 20 tonnes of gold to cover the inside walls.

It would have been an exciting and happy time for the people as they saw the temple being built. They were probably thinking, “We had a part in this, when we gave generously for the temple.”

Finally the temple was built. It would have been a magnificent building as the sun shone on the gold and silver and bronze.

There were some wonderful pieces of furniture which had to be made for the temple—an altar made of bronze on which animals were to be sacrificed every day; an altar of solid gold; lampstands also of pure gold.

Then Solomon ordered the “ark of the covenant” to be brought from where it had been for some years in a tent in the same city. The ark of the covenant was a large wooden box covered on the outside and on the inside with gold. It was carried into the temple and put in the “most holy place”. Two sculptured angels with outstretched wings, also covered in gold, were placed over the ark.

The high priest could only come into the most holy place once a year. God was emphasising to the people that He was a holy God and His people needed to approach Him with great reverence.

#### Flashcard 4-5

I told you that the temple was built in Jerusalem, but I haven't told you the exact place in Jerusalem. Do you know where it was? It was exactly the same hilltop where, many years previously, Abraham had been ready to sacrifice his son, Isaac. (See 2 Chronicles 3:1 and Genesis 22:2.) *(On the Bible Timeline show when David and Abraham lived.)* Do you remember that story? God had provided a ram (male sheep) and he told Abraham to sacrifice the ram and to spare Isaac's life. In Solomon's temple many sheep and lambs would be sacrificed for the sins of the people. On a hilltop outside the city where the temple was built was also the place where, hundreds of years later, the Lord Jesus was going to die for our sins. *(Show this on the Bible Timeline.)* This was all part of God's plan.

We no longer need lambs to be killed because of our sins. The Lord Jesus died on the cross and was punished for all our sin—all the things that you and I have done, disobeying God, disobeying your parents, losing your temper, being selfish and unkind, getting your own back on someone. Because Jesus took the punishment for your sins, God can now forgive

**CTU**

Make yourself available for personal counselling. (Be sure to comply with the Child Protection Policy of your country.)

**CTS**

you. The sacrifice of the Lord Jesus was perfect. It does not need to be repeated.

If you have never asked God to forgive your sins and to accept you as His child, you could do that today. There is a lovely promise in the Bible: “Whoever calls on the name of the Lord [Jesus] shall be saved” (Romans 10:13). You don’t need to call out loud. God can hear a quiet prayer in your heart as you ask Him to save you.

If you would like me to explain more to you personally how you can take that very important step of asking the Lord to forgive you and save you, come and talk to me after club. Of course, I cannot forgive your sins or save you—only the Lord Jesus can do that; He is the one who died on the cross to save you—but I can explain more clearly to you how you can be saved. Don’t be afraid to come and talk to me. I just want to help you.

**Flashcard 4-6**

When the building of the temple was finished and all the beautiful furniture was in place, we read that “the glory of the Lord filled the house of God [the temple]” (2 Chronicles 5:14). It was like a great light and cloud also filling the building. It would have been a fantastic sight.

Then Solomon called all the people together and praised God that He had kept His promise to David that Solomon, his son, would build the temple. Solomon asked God to hear the prayers of His people when they came to the temple to worship, to forgive their sins and to help them in difficult times or even in war. After his prayer, Solomon and the priests sacrificed many animals to God. (See 2 Chronicles 6.)

**CLIMAX**

God answered the prayer. He was pleased that the people had obeyed Him by building the temple. He showed this by sending fire down from Heaven which burnt up all the animals which had been sacrificed and again the glory of the Lord filled the temple.

As the people saw all these wonderful things happening, they fell down on their knees and worshipped the Lord and gave thanks saying, “He is good, for His mercy endures for ever” (2 Chronicles 7:3).

**CONCLUSION**

It was such a wonderful and joyful day for them. I am sure that they were so glad that they had given so willingly to God. It had certainly been worthwhile.

When you also give to God it is well worthwhile. Your money helps teachers to travel to teach God’s Word to the children. The money helps them to have enough money for their food,

for the schooling of their children, etc. *(Give the children further information about the missionaries or the project for which they are praying and to which they are giving.)*



## REVIEW QUESTIONS

1. To whom and how did the people of Israel give their riches? (To God; they gave willingly.)
2. In our *Good News Club* to whom are we giving and for what purpose? (To God and for \_\_\_\_, a missionary in \_\_\_\_.)
3. In his prayer David told God that he knew where all the riches came from. Where did they come from? (From God.)
4. Who was joyful when the people gave generously? There are at least four answers. Can you give three of them? (God, David, the people themselves and later Solomon.)
5. How did Song Lee get money before he became a Christian? (By stealing and begging.)
6. After he became a Christian how did Song Lee get money and what did he do with it? (By working at two jobs; he gave a tenth to the Lord.)
7. Name some of the materials used in the building of the temple? (Gold, silver, wood, stone, bronze, etc.)
8. What had happened hundreds of years before on the hilltop where the temple was built? (Isaac's life had been spared when God provided a ram for the sacrifice.)
9. What happened on a hilltop outside of the same city of Jerusalem hundreds of years later? (Jesus died on the cross.)
10. A ram died instead of Isaac. In the temple many animals were sacrificed to cover the sins of the people. Why do we not need to sacrifice animals? (Because Jesus offered a perfect sacrifice that does not need to be repeated.)



## WONDER TIME

**The Greatest Giver.** As we look at some verses from God's Word, can you name the things He has given us? *(You may wish to print or write out the following verses and ask different children to read them or display them for everyone to read and think about—answers are shown here in bold.)*

- Acts 17:24-25—“God, who made **the world** and **everything in it**, ... gives to all **life, breath, and all things**.”

### Review game

“Offering boxes”

*Materials:*

- Three boxes of different sizes.
- Two €0.10 coins (or a low value coin in your currency).

*Instructions:*

Place the boxes on the floor. Award 50 points for each correct answer. Give the child two €0.10 coins. Standing a short distance from the boxes he should try to throw the coins into the boxes. Award 50 extra points if the coin lands in the furthest or smallest box, 30 points for the middle box and 20 points for the easiest box to reach.

- 1 Chronicles 29:12—“Both **riches** and **honour** come from You [God].”
- 1 Timothy 6:17—“God ... gives us richly **all things** to enjoy.”
- John 3:16—“For God so loved the world that He gave **His only begotten Son**, that whoever believes in Him should not perish but have everlasting life.”
- 1 John 4:14—“... the Father has sent **the Son** as Saviour of the world.”
- 1 John 5:11—“God has given us **eternal life**, and this life is in His Son.”
- Romans 8:32—“He who did not spare **His own Son**, but delivered Him up for us all, how shall He not with Him also freely give us **all things**?”

If you are a Christian, when you are praying to God this week, remember to be thankful! Don't just pray about a list of things that you need God's help with, take time to say thank you for all His good gifts.



## ACTIVITY

**Sort the statement.** Write or print the following phrases on A6 cards (four on an A4 page). The first part of each statement will be red, the middle part will be orange and the last part will be green. You will need three/four sets of cards, ie one set for each group of children. (*Listen carefully to the lesson as it is taught to ensure that all the points are covered. If necessary, remove a statement which was not taught, possibly due to time or the age of your group.*)

David and the leaders	gave generously	to God.
Solomon	would build	the temple.
We	should give	gladly from the heart.
Riches	come from	God.
When we	give to missionaries	we are giving to God.
Jesus' sacrifice	does not need	to be repeated.

Divide the children into three or four groups and have them sit with their group on the floor or at a table. (Have a mix of ages in each group so older children can help the younger ones). Give each group a set of the cards and ask them to arrange the words to make six true statements.



# Serve God with your talents

This page has been designed for you to photocopy and place in your Bible as a ready reference.

## Lesson overview

<b>Scripture</b>	Matthew 25:14-30.										
<b>Memory verse</b>	"... You also be ready, for the Son of Man is coming at an hour you do not expect" (Matthew 24:44).										
<b>Central truth</b>	God gives each of us talents to use.										
<b>Application for unsaved</b>	Get ready to give an account to God.										
<b>Application for saved</b>	Use what God has given you.										
<b>Visual aids</b>	<table> <tr> <td>Lesson</td> <td> <ul style="list-style-type: none"> <li>Flashcards 5-1 to 5-6.</li> <li>Central truth visual: "God gives each of us talents to use."</li> <li>Optional: a whiteboard or card and a marker.</li> </ul> </td> </tr> <tr> <td>Memory verse</td> <td> <ul style="list-style-type: none"> <li>Memory verse visual: Matthew 24:44.</li> </ul> </td> </tr> <tr> <td>Carry-over activity</td> <td> <ul style="list-style-type: none"> <li>A copy of the hymn by Fanny Crosby for each child.</li> </ul> </td> </tr> <tr> <td>Game</td> <td> <ul style="list-style-type: none"> <li>Optional: a large parachute.</li> </ul> </td> </tr> <tr> <td>Activity</td> <td> <ul style="list-style-type: none"> <li>One activity sheet for each child.</li> <li>Pencils and either felt-tip pens or colouring pencils.</li> </ul> </td> </tr> </table>	Lesson	<ul style="list-style-type: none"> <li>Flashcards 5-1 to 5-6.</li> <li>Central truth visual: "God gives each of us talents to use."</li> <li>Optional: a whiteboard or card and a marker.</li> </ul>	Memory verse	<ul style="list-style-type: none"> <li>Memory verse visual: Matthew 24:44.</li> </ul>	Carry-over activity	<ul style="list-style-type: none"> <li>A copy of the hymn by Fanny Crosby for each child.</li> </ul>	Game	<ul style="list-style-type: none"> <li>Optional: a large parachute.</li> </ul>	Activity	<ul style="list-style-type: none"> <li>One activity sheet for each child.</li> <li>Pencils and either felt-tip pens or colouring pencils.</li> </ul>
Lesson	<ul style="list-style-type: none"> <li>Flashcards 5-1 to 5-6.</li> <li>Central truth visual: "God gives each of us talents to use."</li> <li>Optional: a whiteboard or card and a marker.</li> </ul>										
Memory verse	<ul style="list-style-type: none"> <li>Memory verse visual: Matthew 24:44.</li> </ul>										
Carry-over activity	<ul style="list-style-type: none"> <li>A copy of the hymn by Fanny Crosby for each child.</li> </ul>										
Game	<ul style="list-style-type: none"> <li>Optional: a large parachute.</li> </ul>										
Activity	<ul style="list-style-type: none"> <li>One activity sheet for each child.</li> <li>Pencils and either felt-tip pens or colouring pencils.</li> </ul>										

## Suggested programme

<b>Before club</b>	Complete attendance record as the children arrive.
<b>Opening</b>	Welcome, prayer, snack, establish rules.
<b>Song</b>	A song about thankfulness.
<b>Memory verse</b>	Matthew 24:44. Repetition: clock times.
<b>Song</b>	A verse of one of Fanny Crosby's hymns.
<b>Bible lesson</b>	<b>Serve God with your talents.</b>
<b>Song</b>	A song about serving God.
<b>Review game</b>	Star jumps.
<b>Wonder Time</b>	The glorious appearing.
<b>Carry-over activity</b>	Thankful for what you <b>do</b> have.
<b>Game</b>	My talents.
<b>Activity</b>	My talents.
<b>Closing</b>	Announcements, prayer, memory verse tokens.

# Serve God with your talents

This page has been designed for you to photocopy and place in your Bible as a ready reference.

*You may wish to read from God's Word the Scripture verses listed.*

## Scripture:

Matthew 25:14-30.

## Memory verse:

"... You also be ready, for the Son of Man is coming at an hour you do not expect" (Matthew 24:44).

## Central truth:

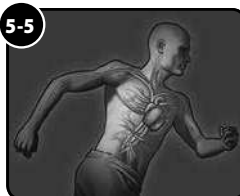
God gives each of us talents to use.

## Application for unsaved:

Get ready to give an account to God.

## Application for saved:

Use what God has given you.



## I. INTRODUCTION

Who is the cleverest person in your class?

## II. PROGRESSION OF EVENTS

A. A man prepares to go on a journey  
B. He gives five talents to one servant who works and gains five more **CTS**

C. He gives two talents to the second servant who works and gains two more (Matthew 25:17) **CTS**

D. The story of Frances (Fanny Crosby) **CTS**

E. He gives one talent to the third servant who buries it in the ground **CTS**

F. God has given each of us a wonderful body **CTS**

G. The master returns  
H. The servant who now has ten talents is commended and given greater responsibilities (Matthew 25:21)  
I. The servant who now has four talents is commended and given greater responsibilities (Matthew 25:23)

## III. CLIMAX

The servant with one talent is reproved (Matthew 25:26)

## IV. CONCLUSION

The lazy servant is punished (Matthew 25:28, John 1:12)

**CTU, CTS**



## MEMORY VERSE

“... You also be ready, for the Son of Man is coming at an hour you do not expect” (Matthew 24:44).

(This verse will be taught over two weeks)

### INTRODUCTION

“Your granny’s here!” Oh dear, Jake’s mum had told him to get changed before his granny arrived, but he had watched TV instead and now he wasn’t ready on time. Have you ever done that? It’s important to be ready when your mum tells you to, but it’s even more important to be ready when God tells you to. I wonder what we need to be ready for?

### PRESENTATION

Read the verse directly from your Bible and then slowly (especially for younger children) from the visual. Remind the children that this is God’s Word.

### EXPLANATION

The Lord Jesus often called Himself “the Son of Man”. It reminds us of the first time He came to earth. Unlike every other baby, Jesus had always been alive, even before He was born. He has always lived in Heaven with His Father God. On earth Jesus grew up as a normal boy and then a man, but He never did wrong against God, He was completely perfect. After He died for sin and came alive again He went back to Heaven where He continues to rule over the whole universe. Jesus is also called the Son of God. He is God and He never stopped being God when He was a perfect man.

Jesus is coming back again. We don’t know when it will happen, but it is just as certain as His first coming. He came the first time like a humble servant. He willingly gave His life for you and me. He made a way for you to be rescued from the punishment you deserve for your sin. When He returns we will see that He is a mighty King. He will bring all those who have received Him as their Saviour back to Heaven with Him.

### APPLICATION

**Unsaved:** If you are not one of God’s children, then when Jesus returns you will not go to Heaven with Him, but will be sent away from Him for ever. You can be ready for when He comes back by receiving the Lord Jesus as your Saviour. Today is the best time to do that.

**Saved:** How would you feel if Jesus came back today? Would you be sorry about the kind and helpful things you **didn’t** do? Would He find you using the talents and abilities He has given you? Always live to please God so that you are ready for Jesus’ return.

Intersperse the **explanation**, **application** and **repetition**.

If you make yourself available for personal counselling, be sure to comply with the Child Protection Policy of your country.

### REPETITION

**Clock times.** Let's pretend there is a giant clock on the floor. The front is where the small hand is at 12 o'clock. Let's turn to 3 o'clock and say the verse again. (*Leader moves with visual and children all turn to right, repeat for 6 o'clock and 9 o'clock.*)



## LESSON

*Information for the teacher:*

- *A song before the lesson: If the children know one of the hymns Fanny Crosby wrote (see flashcard 5-3) sing a verse of it now. If they don't know any of them, maybe you and your helper could sing a verse.*
- *A song after the lesson: This lesson is mainly for Christian children. There is an application for unsaved children at the very end, but in the lesson it is not suggested that you make yourself available to counsel a child who wants to be saved. After you end the lesson you could sing an evangelistic chorus and at that time make yourself available for counselling.*

### INTRODUCTION

Who is the cleverest person in your class at school? Who is the best athlete? Who is the strongest? Who is the most beautiful person in your town? Which child in your school has the most money?

Maybe some of you could answer "me" to some of those questions. If that is really true, it is God who has made you so strong, so good-looking or so intelligent. It is God who gave your parents the ability and the job to make lots of money. But most of us would say, "No, I'm just a very ordinary person."

### PROGRESSION OF EVENTS

#### Flashcard 5-1

Jesus told the story of a rich man who had to go on a long journey. Of course, in those days people did not travel by plane, train or car. Probably this man went off on his horse or camel or maybe even walking; possibly he went in a sailing ship to some other country. Before he left, the man called his servants together and handed them money. He was not just giving it to them so that they could spend it any way that they wished. He wanted them to use the money wisely for him.

To one servant the man gave five talents. We don't know exactly how much a talent was worth, but it would have taken a labourer about 20 years to earn one talent. Five talents was a really **huge** amount of money! This servant began to use the money wisely. We are not told in the Bible exactly what he did. Maybe he bought a little shop and began to buy things and then sell them to the people of his town for a higher price. Gradually his business

grew and he had doubled the money that his master had handed to him. The Bible tells us that he now had ten talents.

This was not just an ordinary story that Jesus was telling. It is called a “parable”. A parable is a story that teaches us something important.

What was Jesus trying to teach us? It was to use whatever God has given to us. The master who gave talents to the servants makes us think of the Lord Jesus who, in a manner of speaking, has gone on a long journey back to Heaven.

God has given all of us talents—gifts and abilities. If you love Him, He expects you to use them. *(Show the central truth visual.)* Maybe God has made you very intelligent and you do well at school, or you are healthy and strong, or you are given lots of pocket money. You have been very blessed and you are like the servant who received five talents. Those are some of the talents (abilities) that He has handed to you. If you love the Lord Jesus, you should use whatever He has given you. For example ...

- If you are intelligent and good at your school work, how could you use that ability to please Him? *(Let the children reply.)* Yes, you could help some other child who finds it hard to do the work.
- If you are healthy and strong, how could you use that gift? *(Let the children reply.)* Yes, maybe you could help look after a little brother or sister, or help your Mum when she is tired, or help carry something heavy for some older person.
- If you are a real Christian and you are given pocket money or money for your birthday or Christmas, how could you use that “talent” to please the Lord? We have already talked about this in other weeks, didn’t we? *(Let the children answer.)* Yes, you can keep some money to put in our missionary offering here in club, or in Sunday school.

### Flashcard 5-2

Not everyone receives the same amount of talents. In the story that the Lord Jesus told, the master turned to another servant and gave him two talents before he left on his journey. This servant had received less money than the first servant. However, he knew that the master still expected him to use it.

I wonder what the servant who had received two talents did with this money. The Bible does not tell us exactly. It just says *(read Matthew 25:17 from your Bible)*, “And likewise he who had received two gained two more also.” The servant used the two talents to gain two more. Maybe he bought some sheep and cared for them very carefully. Over the next months some lambs were born and the flock was getting bigger. He was able to sell some of the

**CTS**

## CTS

sheep and buy even more. Soon he had doubled the money and now he had four talents.

Maybe when it comes to exams you don't get the best marks, even though you work hard and prepare well. Or maybe you are not as strong and athletic as one of your brothers or sisters. Or maybe you have to wear glasses because your sight is not quite as good as others. Being very clever or good-looking or strong is not the most important thing in life. If you love the Lord Jesus, the most important thing is to be thankful for the many blessings that He has given you. There are very few people who have received "five talents". God knows us and knows what is best for us. That is why we do not all receive the same number of talents.

Many Christians have received "two talents". They are just ordinary people, but God loves each one. He has given them many blessings and He wants them to be thankful and to use their "two talents" to serve Him. Are you a "Christian with two talents"? Maybe one of your talents is being able to sing well or play the guitar or piano. How could you use that talent for the Lord? Maybe you have a talent of being able to use the computer well? How could you use that talent for the Lord?

*(Let the children answer.)*

**Flashcard 5-3**

Let me tell you about a girl called Frances, who did not seem to have as many abilities as other children. *(This is the story of Fanny Crosby, the hymn writer. If you wish, you could find more information about her on the internet. There is also a DVD called The Fanny Crosby Story, distributed by Vision Video.)* Her dad died when she was just one year old. Before that, when she was six weeks old, she went blind because she was given the wrong medicine to cure a swelling in her eyes. She was never able to see again. What a start to life! But she trusted God to help her. She began to write poetry and hymns. In her life she wrote hundreds and hundreds of hymns which are still sung in many churches in many languages. Here are the names of four well-known ones:

- *Blessed assurance, Jesus is mine.*
- *Safe in the arms of Jesus.*
- *Jesus, keep me near the cross.*
- *I am thine, O Lord, I have heard thy voice.*

In a way we could say that Frances had just received "two talents" from God, but she did not complain and she used them to serve God. When she was nine years old she wrote:

*Oh, what a happy soul I am,  
Although I cannot see;  
I am resolved that in this world  
Contented I will be.*

*How many blessings I enjoy  
That other people don't!  
To weep and sigh because I'm blind,  
I cannot and I won't.*

Jesus teaches us that He wants us to be thankful for all the many blessings that He has given to us. *(Show the central truth visual.)* He wants us to use the strength that we have and the money that we have to help others, especially to help other people to hear the Gospel and to trust in Jesus for salvation.

CTS

#### Flashcard 5-4

In the story Jesus told, the rich man had given five talents to one servant, two talents to another servant and then he turned to a third servant to give to him. What did he receive? Just one talent!

Maybe he was quite glad that he had only received one because he thought, "My master will not expect me to do much because I have just received one talent." Did he think, "I could start a little shop"? No! Did he buy some sheep? No! Let's read in the Bible to see what he did. *(Read Matthew 25:18 from your Bible.)* "But he who had received one went and dug in the ground, and hid his lord's money." Yes, he just dug a hole in the ground and hid the money. *(Background information: The man who received one talent is a servant of the master. He is a lazy believer, not an unbeliever.)*

Have you received the Lord Jesus as your Saviour? If your answer is "yes" then remember that the Lord wants you to be very thankful to Him for the gift of salvation which He bought for you when He died on the cross, and also for the talents that He has given you. Maybe you say, "What talents do I have to use for God?" Let me remind you of one that maybe you have hardly thought about—your wonderful body.

CTS

#### Flashcard 5-5

*(David wrote that he was "fearfully and wonderfully made" [Psalm 139:13-14] and the same is true for each of us. You may have children in your group who have physical disabilities or who have a family member or a friend with a disability about whom you may or may not be aware. Be sensitive as you teach this section.)*

God has placed a heart inside each one of us. It is like a very strong pump that makes the blood flow to every part of your body. Put your finger on the inside of your wrist. Can you feel the beat of your heart? It beats about 72 times every minute. *(If appropriate for the age of the children, show these numbers on a piece of card or on the board.)* That means that your heart beats over 100,000 times a day! Millions of times over the years!

What about your brain? Scientists and doctors who have studied it tell us that it is able to handle far, far more information than the most powerful computer.

**CTS**

Did you know that you have about 600 muscles in your body? Move your arm! Now move your hand around. Now your fingers. Your brain has directed the muscles in your arm and hand and fingers to work.

How wonderful it is to have a healthy body! That is at least one great “talent” that God wants you to use for Him. Don’t be lazy like the servant who hid his talent in a hole. Use your health to help your mum at home with the dishes or setting the table; help your grandmother when she needs to lift something heavy. How else could you use the talent of a healthy body? (*Let the children answer.*) If you are a Christian you want to use this talent, because God has been so good and so kind to you and you want to show Him that you love Him. Don’t be like that lazy servant who did nothing.

**Flashcard 5-6**

One day the rich master came back to find out what the servants had been doing with the talents that he had given to them.

He called the first one and that servant very happily showed him that the five talents had become ten. What do you think the master said? (*Read Matthew 25:21 from your Bible.*) “His lord said to him, ‘Well done, good and faithful servant; you were faithful over a few things, I will make you ruler over many things. Enter into the joy of your lord.’” The master was very pleased with him. He had given him a lot of money to use and he had expected a lot from him. He praised the servant because he had been faithful. He gave him a more important job.

Then the servant came who had received two talents and now had four. Was the master pleased with him? (*Read Matthew 25:23.*) “His lord said to him, ‘Well done, good and faithful servant; you have been faithful over a few things, I will make you ruler over many things. Enter into the joy of your lord.’” The master was just as pleased with the second servant as with the first. He did not expect so much from the one who had only received two talents. That servant was also given a more important job.

**CLIMAX**

Then the servant appeared who had just received one talent and had been lazy and done nothing. The master had not expected so much from him, but he did expect him to have done something with the one talent. What did he say to the lazy servant? (*Read the first sentence of Matthew 25:26.*) “But his lord answered and said to him, ‘You wicked and lazy servant, you knew that I reap where I have not sown, and gather where I have not scattered seed.’” He called him a wicked, lazy man.

**CONCLUSION**

Then what happened? (*Read Matthew 25:28.*) “So take the talent from him, and give it to him who has ten talents.” The talent was taken from him and he was also punished.



The Lord Jesus is going to come back one day from Heaven. We learned that in our memory verse. Let's say it together: "You also be ready, for the Son of Man is coming at an hour you do not expect" (Matthew 24:44). We don't know when, but He will certainly return as He promised.

If you have never asked Him to forgive you for all the wrong things that you have done that displease Him, you need to prepare yourself to meet Him. If you have not asked Him to forgive you and to save you, you will be sent away from Him for ever.

But, of course, He does not want to punish you. He loves you and He died on the cross for you. He took the punishment for the sins that you have committed. He did not stay dead. He is alive and, by His Spirit, He is here with us today and He wants to save you.

He promises, "But as many as received Him, to them He gave the right to become children of God, to those who believe in His name" (John 1:12). If you believe in the Lord Jesus as your Saviour today, you will have your sins forgiven and you will become a child of God.

If you have already asked the Lord to save you and you are already a child of God, remember Jesus is coming back soon. When He speaks to you, will He be able to say, "Good and faithful servant. You have used your talents well"? Or will He say, "You lazy servant. I gave you so much to use and you just buried your talent"?

CTU

CTS



## REVIEW QUESTIONS

1. To whom was Jesus referring when he told the story of the man who went on a journey? (To Himself.)
2. Where did Jesus go? (To Heaven.)
3. What did the man who received five talents do and what did the one who received two talents do? (The one with five gained another five; the one with two gained another two.)
4. If you, as a Christian, have been given the talent of intelligence, how can you use it to please the Lord? (For example, by helping another child with school work.)
5. If you have Jesus in your heart, how could you use the talent of health and strength? (For example, by helping Mum with housework.)
6. What did the third servant receive and do? (He received one talent and he buried it.)

### Review game

"Star jumps"

Materials:

- A stopwatch.

Instructions:

Let's use the healthy bodies God has given us. Award 20 points for each correct answer and then ask the child to do as many star jumps as he can in ten seconds. Award an extra point for each star jump.

*(To do a "star jump" the child stands with his hands by his sides and his feet together. He jumps and lands with his feet apart and arms outstretched—in the shape of a star—and then jumps in again to the starting position.)*

7. When the master returned, what did he say to the first two servants? (“Well done, good and faithful servant.”)
8. When is the Lord Jesus going to return? (We don’t know—it could be very soon.)
9. If you have not received the Lord Jesus as your Saviour, what must you do to prepare yourself for His return? (Turn from your sin and believe in Him.)
10. Say today’s verse. (“You also be ready, for the Son of Man is coming at an hour you do not expect”—Matthew 24:44.)



## WONDER TIME

**The glorious appearing.** Titus 2:13-14, like our memory verse, talks about when the Lord Jesus will come back again. It says that Christians are “looking for the blessed hope and glorious appearing of our great God and Saviour Jesus Christ, who gave Himself for us, that He might redeem us ...”. (*Read the verse a couple of times.*) I wonder, if you have asked the Lord Jesus to be your Saviour, are you looking forward to His return?

Sometimes, even as Christians, we can forget that Jesus is coming back again and just focus on now, or even on our talents and all the things we are trying to do for God. Think about this verse this week and ask God during your prayer times to help you focus on “our great God and Saviour Jesus Christ”. Think about how He “gave Himself for us” and His “glorious appearing”.

God helped Fanny Crosby to do this. In her hymn “Blessed assurance, Jesus is mine” she talks about “praising my Saviour all the day long”. She also says that she is ...

*“Watching and waiting, looking above,  
Filled with His goodness, lost in His love.”*



## CARRY-OVER ACTIVITY

**Thankful for what you do have.** (*Children who wish to may take a copy of the hymn by Fanny Crosby that was mentioned in the lesson. They could use it to tell their parents about what they learned in Good News Club this week. Explain that “I am resolved” means “I have decided” and that “contented” means “being happy with the way things are”.*) Remember, Fanny didn’t moan and complain about the “talent” she **didn’t** have (healthy eyes). Instead she was thankful for, and used, the talent for music that she **did** have. You and I can learn a lot from her!



## GAME

**My talents.** *(This game can be played with a parachute, but it can be played without a parachute if you don't have one. Children should spread out and hold the edge of the parachute. They should then run—slowly or there will be collisions!—underneath it when they have the talent named. Those holding the parachute should lift it up and down once while the others are running. Without a parachute all the children can stand at one side of the room. When they have the talent named they should cross the room to the other side.)*

Cross to the other side if you ...

- ... play a musical instrument.
- ... are good at sport.
- ... can draw well.
- ... have a good imagination.
- ... can listen patiently.
- ... make others laugh.
- ... have a healthy body.
- ... can use a computer.

*(Add other talents appropriate to the children in your club.)*

Maybe you think that you are not good at anything and have no talents. This is not true. God has given you talents. Talk to an adult you trust this week. Ask that adult to help you find out what you are good at and then use what God has given you!



## ACTIVITY

**My talents.** Have you ever said, “I played really badly today,” just so that someone will say, “No you didn’t, you were brilliant!” We all like to be praised and told that we did a good job. Never forget that any talent or ability you have has been given to you by God. Remember to be thankful and to **use** your talents to please Him.

Ask the children to complete the drawing of themselves by adding a face and hair and colouring the clothes. They should then write about the talents and abilities God has given them—eg “healthy body”, near the feet write “Go to shop for Mum” and at the mouth write “Tell people about Jesus”.

Younger children will need help from leaders with writing or they can just discuss their talents and abilities as they colour. It would be good to complete your own sheet in advance to show as an example.

# Use your time wisely

This page has been designed for you to photocopy and place in your Bible as a ready reference.

## Lesson overview

<b>Scripture</b>	John 13:1-17, Luke 19:1-10, Luke 4:1-13, Mark 1:32-35, Luke 4:16-20 and Hosea 10:12.						
<b>Memory verse</b>	Review Matthew 24:44.						
<b>Central truth</b>	God wants us to use our time wisely.						
<b>Application for unsaved</b>	Turn to God while there is time.						
<b>Application for saved</b>	Keep time for God each day.						
<b>Visual aids</b>	<table> <tr> <td>Lesson</td> <td> <ul style="list-style-type: none"> <li>Flashcards 6-1 to 6-6.</li> <li>Central truth visual: "God wants us to use our time wisely."</li> <li>A clock with hands (so you can move them to different times as you teach).</li> <li>Some Bible reading notes for the children, such as <i>Every Day With God</i> or <i>The Wonder Devotional Book</i>.</li> <li>A card with the following words written on it: "It is time to seek the Lord" (Hosea 10:12).</li> </ul> </td> </tr> <tr> <td>Memory verse</td> <td> <ul style="list-style-type: none"> <li>Memory verse visual: Matthew 24:44.</li> <li>A calendar, a diary and a watch (or pictures of these items).</li> <li>The mini clock faces, photocopied and cut out.</li> </ul> </td> </tr> <tr> <td>Carry-over activity</td> <td> <ul style="list-style-type: none"> <li>Copy the template provided and cut apart the cards.</li> </ul> </td> </tr> </table>	Lesson	<ul style="list-style-type: none"> <li>Flashcards 6-1 to 6-6.</li> <li>Central truth visual: "God wants us to use our time wisely."</li> <li>A clock with hands (so you can move them to different times as you teach).</li> <li>Some Bible reading notes for the children, such as <i>Every Day With God</i> or <i>The Wonder Devotional Book</i>.</li> <li>A card with the following words written on it: "It is time to seek the Lord" (Hosea 10:12).</li> </ul>	Memory verse	<ul style="list-style-type: none"> <li>Memory verse visual: Matthew 24:44.</li> <li>A calendar, a diary and a watch (or pictures of these items).</li> <li>The mini clock faces, photocopied and cut out.</li> </ul>	Carry-over activity	<ul style="list-style-type: none"> <li>Copy the template provided and cut apart the cards.</li> </ul>
Lesson	<ul style="list-style-type: none"> <li>Flashcards 6-1 to 6-6.</li> <li>Central truth visual: "God wants us to use our time wisely."</li> <li>A clock with hands (so you can move them to different times as you teach).</li> <li>Some Bible reading notes for the children, such as <i>Every Day With God</i> or <i>The Wonder Devotional Book</i>.</li> <li>A card with the following words written on it: "It is time to seek the Lord" (Hosea 10:12).</li> </ul>						
Memory verse	<ul style="list-style-type: none"> <li>Memory verse visual: Matthew 24:44.</li> <li>A calendar, a diary and a watch (or pictures of these items).</li> <li>The mini clock faces, photocopied and cut out.</li> </ul>						
Carry-over activity	<ul style="list-style-type: none"> <li>Copy the template provided and cut apart the cards.</li> </ul>						

## Suggested programme

<b>Before club</b>	Complete attendance record as the children arrive.
<b>Opening</b>	Welcome, prayer, snack, establish rules.
<b>Song</b>	A song about using our time wisely.
<b>Memory verse</b>	Review Matthew 24:44. Repetition: clocks.
<b>Song</b>	A song about how we need to turn to God while there is time.
<b>Bible lesson</b>	<b>Use your time wisely.</b>
<b>Activity</b>	Head, shoulders, knees and toes.
<b>Song</b>	A song about spending time with God.
<b>Review game</b>	Beat the clock.
<b>Wonder Time</b>	Oh, how I love Your law!
<b>Carry-over activity</b>	God has given us ____.
<b>Closing</b>	Announcements, prayer, memory verse tokens.

# Use your time wisely

This page has been designed for you to photocopy and place in your Bible as a ready reference.

*You may wish to read from God's Word the Scripture verses listed.*

## Scripture:

John 13:1-17.  
 Luke 19:1-10.  
 Luke 4:1-13.  
 Mark 1:32-35.  
 Luke 4:16-20.  
 Hosea 10:12.

## Memory verse:

Review Matthew 24:44.

## Central truth:

God wants us to use our time wisely.

## Application for unsaved:

Turn to God while there is time.

## Application for saved:

Keep time for God each day.



## I. INTRODUCTION

Questions about times at which the children do various things **CT**

## II. PROGRESSION OF EVENTS

A. Jesus takes time to be kind to the disciples and washes their feet **CT, CTS**  
 (John 13:14-15)

B. Jesus takes time to be friendly and attends a party in Zacchaeus' house **CTS**

C. Jesus forgives Zacchaeus' sins (Luke 19:9-10) **CTS**

D. Jesus takes time to learn God's Word and to use it (Hebrews 13:5, 1 John 4:4, Exodus 20:7, Colossians 3:23) **CTS**

E. Jesus takes time to pray (Mark 1:32-34, Mark 1:35) **CTS**

F. Jesus takes time to go to God's house **CTS**

## III. CONCLUSION

It is time to seek the Lord (Hosea 10:12) **CTU**



## MEMORY VERSE

Review Matthew 24:44.

### INTRODUCTION

(Show each of the following objects or a picture of them.)

- (Calendar:) I'm going on holiday on \_\_\_\_ (give date).
- (Diary:) I will celebrate my birthday on \_\_\_\_ (give date).
- (Watch:) I have an appointment at the dentist at 2.00 pm tomorrow.

Last week we learned about something that is going to happen, but we don't know what day or time it will take place. What is it? Jesus is coming back again.

### PRESENTATION

Read the verse from your Bible and then from the visual. Explain that the verse is from the first book of the New Testament part of the Bible. It's God's Word and He never tells lies.

### EXPLANATION

Do you remember who the Son of Man is? (Allow the children to answer.) God's Son, the Lord Jesus Christ who left Heaven to come to earth to live and die and come alive again. (Recap teaching from the previous week.)

Why is Jesus coming back to the earth for a second time? (Allow the children to answer.) To bring those who have trusted Him to Heaven with Him. (Recap teaching from the previous week.)

The Bible is very clear that Jesus is coming back again, but it does not tell us when. Our verse says that it will happen when we don't expect it. He could return next week or next year or it might not happen for a few years. Knowing **when** it will happen is not as important as being ready because it could happen today.

### APPLICATION

**Unsaved:** If Jesus comes back today what will your excuse be for not trusting Him? You didn't have time to think about Him? You were too busy enjoying yourself with your friends and on your computer/PlayStation®/Xbox®? (Choose an example which is appropriate for your group.) "It is time to seek the Lord" (Hosea 10:12). The Bible says that today is the best time to trust the Lord Jesus as your Saviour (2 Corinthians 6:2).

**Saved:** Use your time wisely so that when Jesus returns He will call you His faithful servant and say, "Well done!"

### REPETITION

**Clocks.** Print mini clock faces and use them to cover some of the words while the verse is repeated.

Intersperse the **explanation**, **application** and **repetition**.



## LESSON

*Information for the teacher: This lesson is quite long. If you are teaching very young children, it might be better to break it into two parts.*

### INTRODUCTION

*(Show a clock with hands. For each of the times in these questions, give a time that would be appropriate for the children in your club and move the hands of the clock to that time.)* What do you do at 7.30 am? *(Allow the children to share.)* That's when some of you get up. What do you do at 8.30 am? It's time to go to school. What do you do at 12.30 pm? Some of you would be eating lunch. What do you do at 9.30 pm? For some it's probably bedtime.

Time is a wonderful gift from God. Every day He gives us 24 hours of time. It is important to use this great gift wisely.

*(Show the central truth visual.)*

Have you ever thought that the richest man in the world has exactly the same amount of time each day as you have? The most powerful man in the world can't get any more hours in the day than those you have!

There are things that we all have to do and other things which you don't have to make a decision about. For example, you have to go to bed at night and sleep for eight or nine hours—your parents decide that for you. You have to eat some food every day. You have to go to school. Maybe you wish you do have a choice whether you go or not—but you don't! You also have to do the homework that the teachers set. You don't make a decision whether you will do the homework or not, but you can decide how you will do it. If you love the Lord Jesus, you will do your work both in school and at home as well as you can to please Him.

There is also quite a lot of time each day when you can choose what you may do—and we want to use that time wisely. So let's think together about how the Lord Jesus chose to use His time when He lived here on earth. That would be a very good example to follow, wouldn't it?

### PROGRESSION OF EVENTS

#### Flashcard 6-1

The Lord Jesus, who came down from Heaven, was God's Son. He was born as a baby. He grew up and became a man. He was perfectly human, as well as being God. So He had to sleep like we do. He had to eat. He had to drink. He chose to use time to be kind to others.

One evening after the Lord Jesus and His disciples had had a busy day, they came into a room together. They had been on their feet all day and their feet were tired and dusty from the streets. I'm sure they were glad to rest—but the Lord Jesus did not rest as the disciples did. He took a towel and put it round his waist. Then He got some water and poured it into a basin and began to wash the disciples' feet. They were probably really surprised

CT

because that was the job which the very lowest slave in a house would do and it was their master and teacher, the very Son of God, who was washing their feet. When it came to Peter's turn, he even asked, "Lord, how can you possibly be washing my feet?" and then he added, "You shall never wash my feet!" (From John 13:6,8). But the Lord Jesus went ahead and washed his feet too.

Why did Jesus do this? It was to show them that He loved them and appreciated them and wanted to be good to them. Jesus then said to all of them (*read John 13:14-15 from your Bible*), "If I then, your Lord and Teacher, have washed your feet, you also ought to wash one another's feet. For I have given you an example, that you should do as I have done to you."

CT

The Lord Jesus doesn't mean us to wash other people's feet, because nowadays we have showers and baths and we don't need someone to wash our feet. What He meant was that we are to be kind and helpful to others.

CTS

If you love Him, you will want to follow His example. That would be a good way to use the wonderful gift of time that God has given to you, wouldn't it? Let's think about how we can use our time to be kind. (*Let the children answer and encourage them to do what they say.*)

- How could you use your time **today** to help your mother?
- How could you use your time **this week** to be kind to somebody at school who is finding it hard to keep up with the school work?
- Do you have a little brother or sister who you could help in some way?

### Flashcard 6-2

Let's think again about how the Lord Jesus used the gift of time. Do you remember the story of Zacchaeus and how he climbed the tree to see Jesus? Jesus called to him to come down. He did that and then allowed the Lord Jesus to be a guest in his home. Remember, Zacchaeus was a man whom nobody liked. He worked for the Romans who collected taxes from the Jewish people. It seems that he also cheated and robbed the people, keeping a lot of the taxes for himself. Is that the sort of person that the Lord Jesus would mix with? Would He go to a home like that? Yes, Jesus used His time to do that. Then Zacchaeus gave a big party and Jesus and His disciples were there and enjoyed it. Jesus was a very friendly person.

CTS

If you are a Christian, ask the Lord to help you to use your time to be friendly too. For example, how could you use your time to be friendly **this week** to someone in your school who other people don't like? (*Let the children answer and encourage them to do what they suggest.*)



**Flashcard 6-3**

The Lord Jesus did not go to Zacchaeus' house just to be friendly. He wanted to forgive his sins and save him. That afternoon the Lord Jesus said, "Today salvation has come to this house, ... for the Son of Man has come to seek and to save that which was lost" (Luke 19:9-10).

Only God can forgive someone and save them—you and I cannot do that. But if you have the Lord Jesus as your Saviour, you could use your time in a very important way by explaining to a friend how he or she could have their sins forgiven. Have you tried using a little *Wordless Book* to explain to a friend how he could have his sins forgiven? (The *Wordless Book* is available from your CEF national office. If you need an address, contact the European Headquarters at the address at the front of this teachers' guide.)

So far we have seen three good ways to use the gift of time. What are they? (Let the children answer.) We can ...

- ... be kind.
- ... be friendly, especially to someone whom others do not like.
- ... explain to someone how they can have their sins forgiven by Jesus.

**Flashcard 6-4**

The Lord Jesus also used His time in another very important way. Let's think about it.

When Jesus had grown to be an adult and just before He began His work of teaching and healing, He was tempted by the devil to do wrong. The devil came to Him several times and each time tempted Him to do something that would displease His Heavenly Father. How did Jesus defeat the devil? Every time that the devil tempted Him to do wrong, Jesus answered with these words, "It is written," (Luke 4:4,8,12). He quoted a verse from the Bible because He knew God's Word. This is a good example and a challenge to us to spend time memorising Bible verses.

That would be a good way for you to spend some time too. When you learn a verse here in the *Good News Club* or in Sunday school, think about it and use it when you are tempted or when you need God to help you or to guide you.

- When could you use this verse? God's promise: "I will never leave you nor forsake you" (Hebrews 13:5). (Let the children give answers to the questions. For this one they might answer, "When you feel lonely or discouraged or sad.")
- Here's another verse. "He who is in you is greater than he who is in the world" (1 John 4:4). "He who is in you" is the Lord Jesus and "he who is in the world" is the devil. When would you use this verse?

CTS

CTS

- When could you use this verse? “You shall not take the name of the Lord your God in vain” (Exodus 20:7)—you should not misuse God’s name.
- When would you use this verse? “Whatever you do, do it heartily [with all your heart]” (Colossians 3:23).

So be like Jesus—use your time to read God’s Word, learn verses from the Bible and remember to use them. *(Can you have some Bible reading notes for the children and encourage them to use them? Every Day With God and The Wonder Devotional Book are available from your CEF national office.)*

### Flashcard 6-5

We read in the Bible about a very busy day in the life of our Lord. *(Read these verses from your Bible.)* “At evening, when the sun had set, they brought to Him [Jesus] all who were sick ... the whole city was gathered together at the door. Then He healed many who were sick with various diseases” (Mark 1:32-34).

So it was probably night by the time He had finished. The Lord Jesus would have been very tired. What do you think He did early next morning? Do you think He stayed in bed a little longer? No. *(Read Mark 1:35.)* “Now in the morning, having risen a long while before daylight, He went out and departed to a solitary place; and there He prayed.” It was so important for Jesus to take time to speak to His Heavenly Father in prayer!

### CTS

That is a very good use of time. Do you use some of the time that God has given to you in this good way? If you have trusted in Jesus as your Saviour, it is very important for you also to speak to your Heavenly Father.

Could you plan to get up in good time each morning to pray? You could also read a few verses of the Bible. It might be only a few minutes, but it is a great way to start the day. You can thank the Lord for His Word and ask Him to help you obey it. You can thank Him for all His good gifts. Give me some other things you can thank God for. *(Allow the children to share.)* You can ask Him to help you to please Him that day. You can pray for your parents and the other members of the family. Who else could you pray for?

It is good to end the day with a short prayer too—thanking the Lord, asking Him to forgive you for whatever wrong things you may have done during the day and asking Him to help you not to do the same wrong things the following day.

Let’s think of one more important way that Jesus spent His time.

### Flashcard 6-6

On the Sabbath, the seventh day of the week, the Lord Jesus had the habit of going to the synagogue—the Jewish church—to worship God (Luke 4:16).

Those of us who love the Lord like to follow His example and go to church on Sunday. That is a very good use of time on Sundays, or maybe another day of the week when there is a children's programme. Do you make time to do that?

I know a boy who was living with his uncle and aunt and their children. They enjoyed staying in their beds on Sunday morning, but Jonathan, who was a Christian, wanted to go to church. So he had to get himself up, eat some breakfast and set off on his own to church. The building was quite a long way away and sometimes it was cold and rainy, but he wanted to listen to God's Word and worship the Lord, so he made that effort on Sunday mornings.

Maybe you will have to make that special effort too. And when you do go to church, or to Sunday school, you want to really concentrate on what is being taught from God's Word. Remember that there are many Christians in the world who do not have a Bible. In some countries where there is so much persecution, they could even be sent to prison or shot for having a Bible.

### CONCLUSION

God says in the Bible, "It is time to seek the Lord" (Hosea 10:12). *(It would be good to print these words out on a sheet of paper, big enough for the children to read.)*

If you have not yet asked the Lord Jesus to be your Saviour and to take away your sins, it is time to do that. Maybe you have been coming to club for some time now and you have heard that you need to be saved from your sins. You have heard that Jesus died on the cross and was punished for you. You have heard that He rose again and is alive, able to forgive you and change you. But you have been putting off turning away from those sins—things which displease God—and turning to Jesus to receive forgiveness and eternal life. God says it is time to seek the Lord. Will you do that today?

Only the Lord Jesus can save you—I can't—but if you would like to talk to me personally about how to seek the Lord, please stay behind after club and I will be very happy to show you from the Bible.

CTS

CTS

CTU

Make yourself available for personal counselling. (Be sure to comply with the Child Protection Policy of your country.)



### ACTIVITY

**Head, shoulders, knees and toes.** This activity is designed as a quick review immediately after the lesson. The children can stand or sit. It is not necessary to have teams or keep score. Read each statement and set of answers. If the first answer is correct the children should touch their heads; if the second is true they should touch their shoulders; the third, their knees

and the fourth their toes. (To make it easier for you, the correct answers are marked with a tick.)

1. Everyone has the same amount of ...
  - Money.
  - ✓ Time.
  - Talents.
  - Brains.
  
2. Which of the following do you **not** have to do?
  - Sleep.
  - Eat.
  - Go to school.
  - ✓ Watch TV.
  
3. What did the Lord Jesus do for His disciples?
  - Made a cup of tea.
  - Cooked a meal.
  - ✓ Washed their feet.
  - Hung up their coats.
  
4. What was Zacchaeus' job?
  - ✓ Tax collector.
  - Accountant.
  - Salesman.
  - Plumber.
  
5. Why is learning the Bible a wise way to use your time? (There are only three options this time.)
  - You get a reward in *Good News Club* for learning it.
  - Everyone thinks you're clever.
  - ✓ You can use it to help you when you are tempted.

*(Although it may be true that the children get a reward for learning the memory verses, help them to see that this should not be the real motivation for learning the verses.)*

6. Which of the following is using your time wisely as God wants us to?
  - ✓ Helping your mum set the table.
  - ✓ Telling someone about Jesus.
  - ✓ Reading your Bible and praying.
  - ✓ Being friends with someone who others don't like.



## REVIEW QUESTIONS

1. How did Jesus use His time to be kind to His disciples? (He was kind many times, but on this occasion He washed their feet.)
2. How can you use your time to be kind in your home? (Answers will vary.)

3. How can you use your time to be kind at school? (Answers will vary.)
4. When was Jesus friendly with a person whom others did not like? (On this occasion, by attending the party in Zacchaeus' house.)
5. How could you use your time to be friendly to someone who others do not like? (Answers will vary.)
6. How did Jesus use the verses that He knew from the Bible? (On this occasion, by resisting Satan.)
7. How could you use this verse? Psalm 56:11—"In God I have put my trust; I will not be afraid." (*This example was not given in the lesson.*) (When you are afraid.)
8. When did Jesus use time to pray? (On this occasion, early in the morning.)
9. Why is it sometimes difficult to pray each morning? (Answers will vary.)
10. When is it time to seek the Lord for salvation? (Now.)



## WONDER TIME

**Oh, how I love Your law!** Having a Quiet Time is an important way to spend your time if you are a true Christian. But let's think about your attitude when it comes to spending time with your Heavenly Father. Do you ever think ...?

- "I need to do my Quiet Time or I will have a really bad day."
- "I'd better get my Quiet Time over with quickly so I can get on with the rest of my day."
- "If I don't have my Quiet Time today I'm a really bad Christian."

In Psalm 119:97 we read "Oh, how I love Your law! It is my meditation all the day." ("Law" means the Bible and "meditation" means thinking carefully.) The Psalmist loved the Bible, He thought about it all day!

Reading the Bible and praying is not something you **have** to do. It's a huge privilege to be able to spend time each day talking to the one who made you and loves you. The Bible is an amazing book—God has so much to teach you and show you through it!

If you are struggling with reading your Bible or praying please speak to a leader and we'll try to help you.

If your Quiet Time feels like a chore ask God this week to change your attitude so that you can be like the Psalmist and say, "Oh, how I love Your law!"

### Review game

"Beat the clock"

#### Materials:

- A copy of the phrases of the memory verse (cut apart as indicated).
- A timer or stopwatch.

#### Instructions:

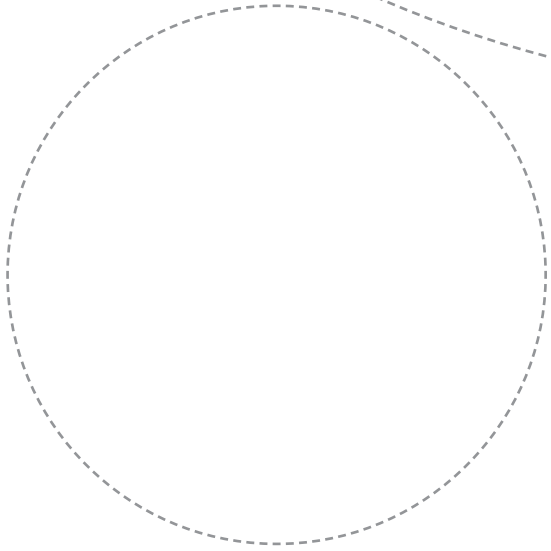
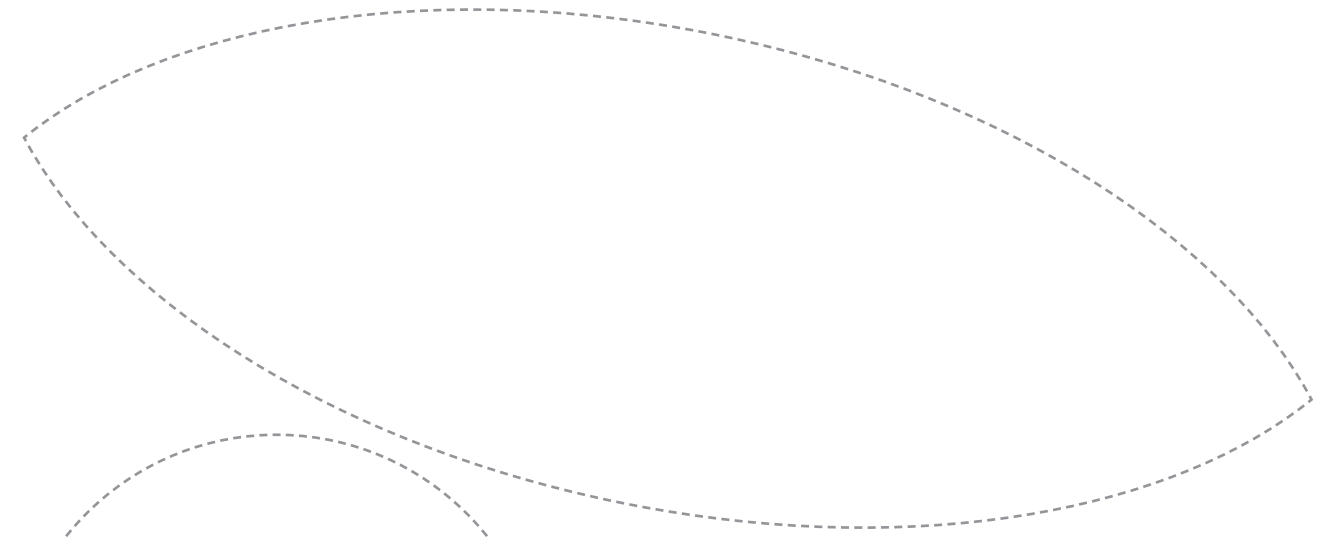
When a child answers a question correctly he is awarded 50 points for his team and he should come to the front. The pieces of the memory verse should be placed face up but jumbled. Use a timer to count down from 10 seconds. Award 50 extra points if the child is able to arrange the words of the memory verse correctly within the given time.

Be sure to comply with the Child Protection Policy of your country.



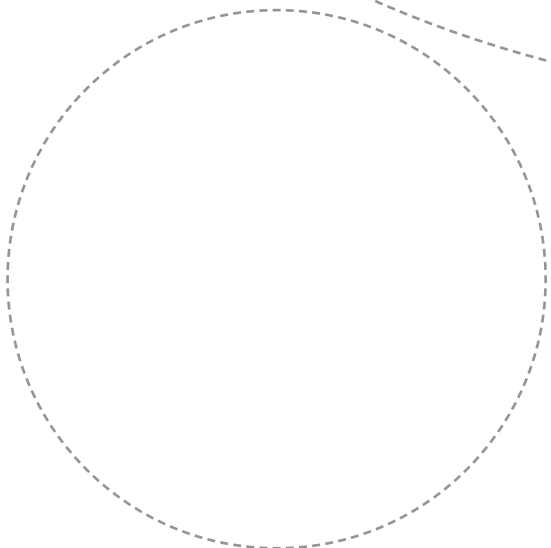
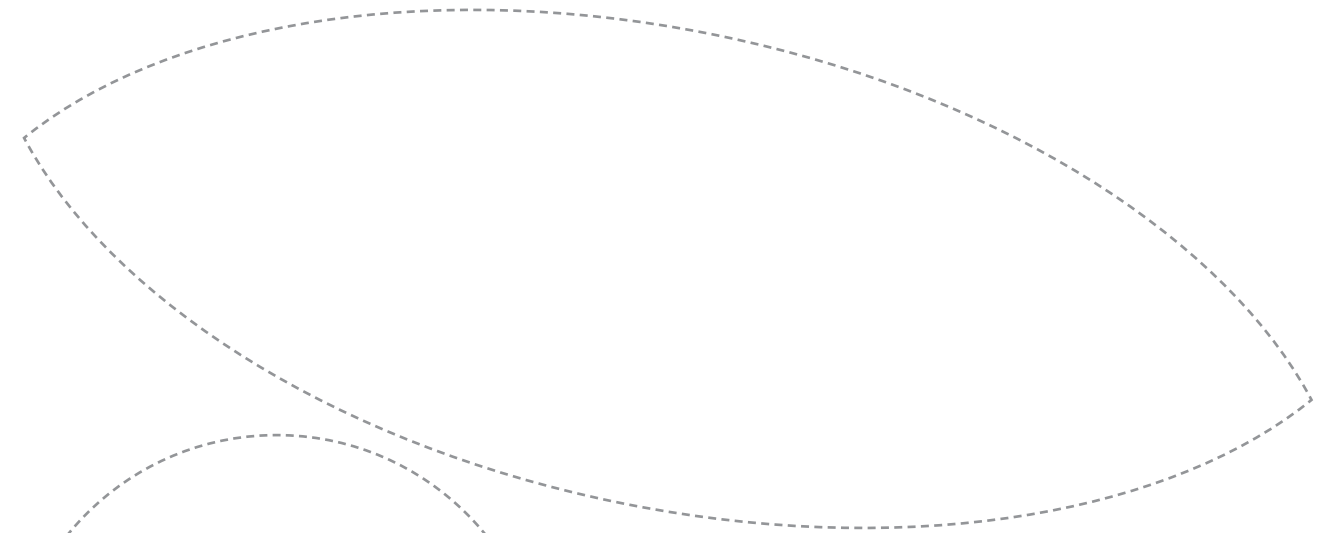
## CARRY-OVER ACTIVITY

**God has given us \_\_\_\_.** Give a card to any child who would like one to remind them of what we have learned during this series of lessons.



“... God saw everything that  
He had made, and indeed it  
was very good ...”

*(Genesis 1:31).*



“... God saw everything that  
He had made, and indeed it  
was very good ...”







*(Genesis 1:31).*

<p style="text-align: center;"><b>Things I could tell my friends and family</b></p> <p>What age was I when I became a true Christian?          Did someone tell me about the Bible?          What happened? Where was I?          Do I like being a Christian? Why?</p>	<p style="text-align: center;"><b>Things I could tell my friends and family</b></p> <p>What age was I when I became a true Christian?          Did someone tell me about the Bible?          What happened? Where was I?          Do I like being a Christian? Why?</p>
<p style="text-align: center;"><b>Things I could tell my friends and family</b></p> <p>What age was I when I became a true Christian?          Did someone tell me about the Bible?          What happened? Where was I?          Do I like being a Christian? Why?</p>	<p style="text-align: center;"><b>Things I could tell my friends and family</b></p> <p>What age was I when I became a true Christian?          Did someone tell me about the Bible?          What happened? Where was I?          Do I like being a Christian? Why?</p>
<p style="text-align: center;"><b>Things I could tell my friends and family</b></p> <p>What age was I when I became a true Christian?          Did someone tell me about the Bible?          What happened? Where was I?          Do I like being a Christian? Why?</p>	<p style="text-align: center;"><b>Things I could tell my friends and family</b></p> <p>What age was I when I became a true Christian?          Did someone tell me about the Bible?          What happened? Where was I?          Do I like being a Christian? Why?</p>

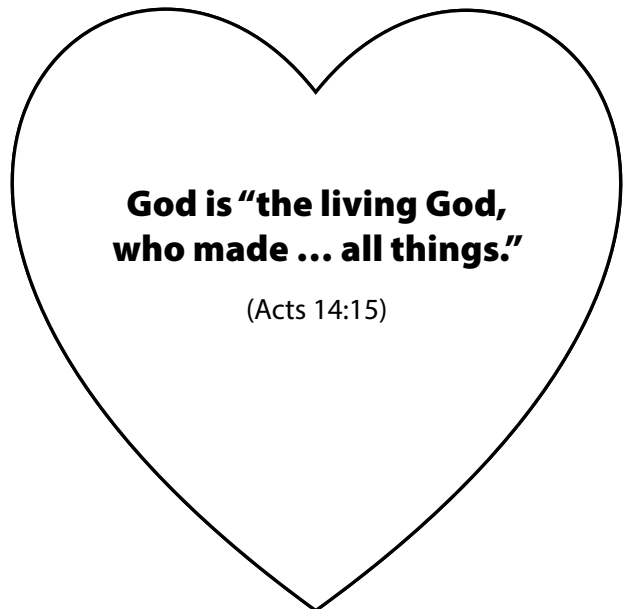
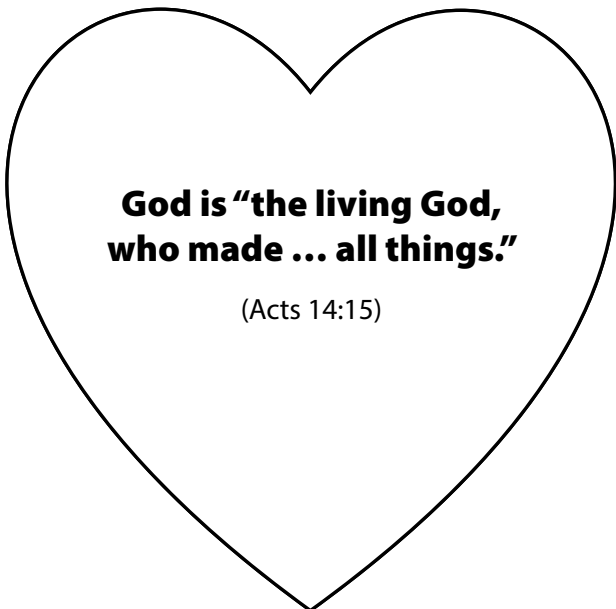
<p style="text-align: center;"><b><i>“God loves a cheerful giver.”</i></b>  <i>(2 Corinthians 9:7)</i></p>	<p style="text-align: center;"><b><i>“God loves a cheerful giver.”</i></b>  <i>(2 Corinthians 9:7)</i></p>
<p style="text-align: center;"><b><i>“God loves a cheerful giver.”</i></b>  <i>(2 Corinthians 9:7)</i></p>	<p style="text-align: center;"><b><i>“God loves a cheerful giver.”</i></b>  <i>(2 Corinthians 9:7)</i></p>
<p style="text-align: center;"><b><i>“God loves a cheerful giver.”</i></b>  <i>(2 Corinthians 9:7)</i></p>	<p style="text-align: center;"><b><i>“God loves a cheerful giver.”</i></b>  <i>(2 Corinthians 9:7)</i></p>



If the children in your group are old enough they could write the verses onto the hearts themselves, in which case you could use this template. Otherwise use the templates on the next few pages.



Gold (or yellow) hearts



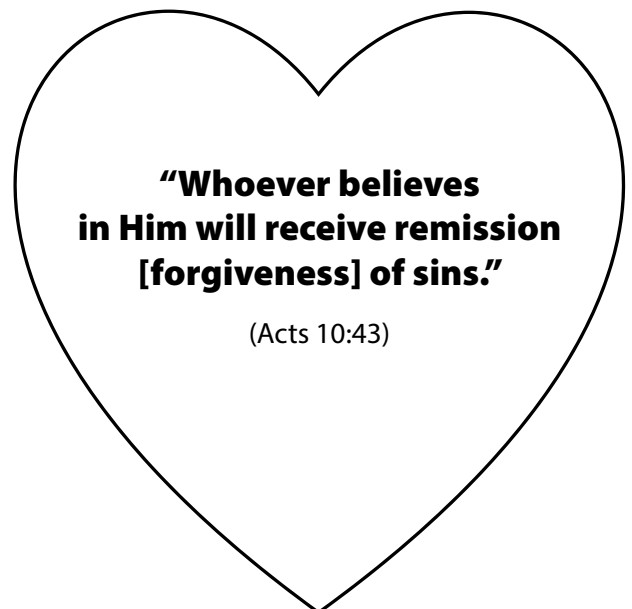
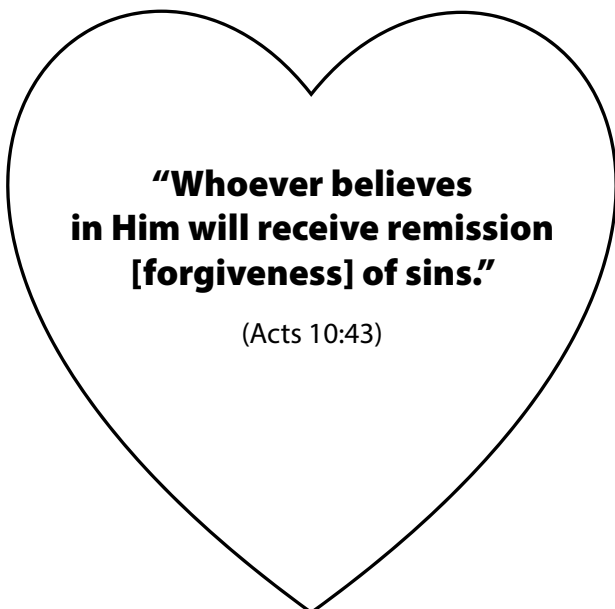
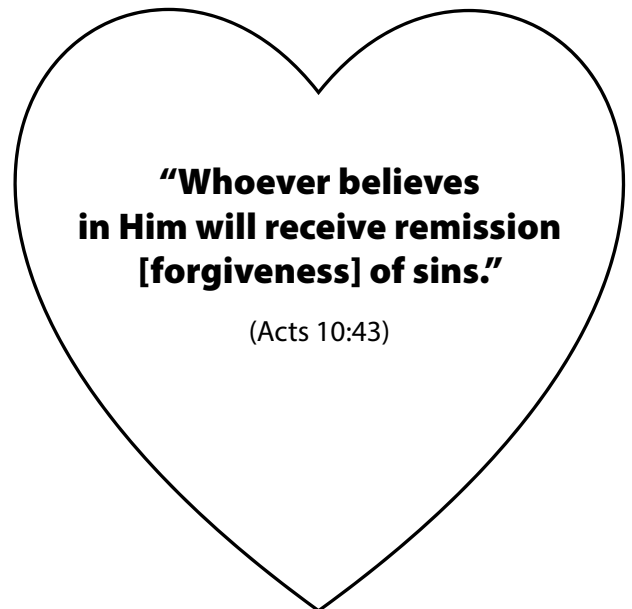
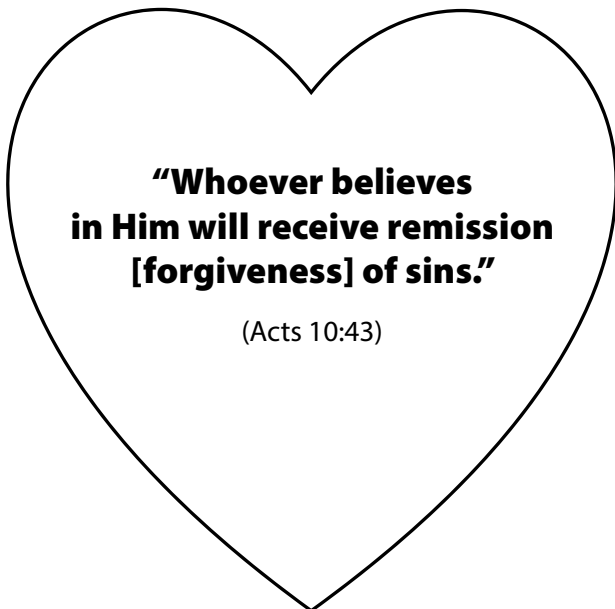
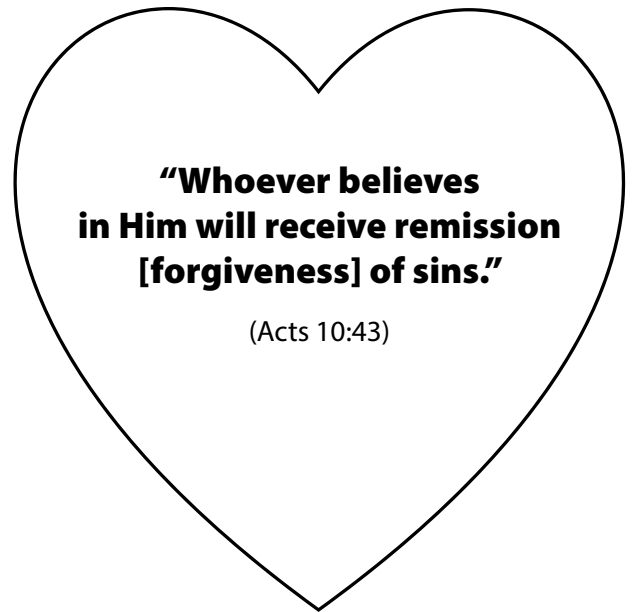
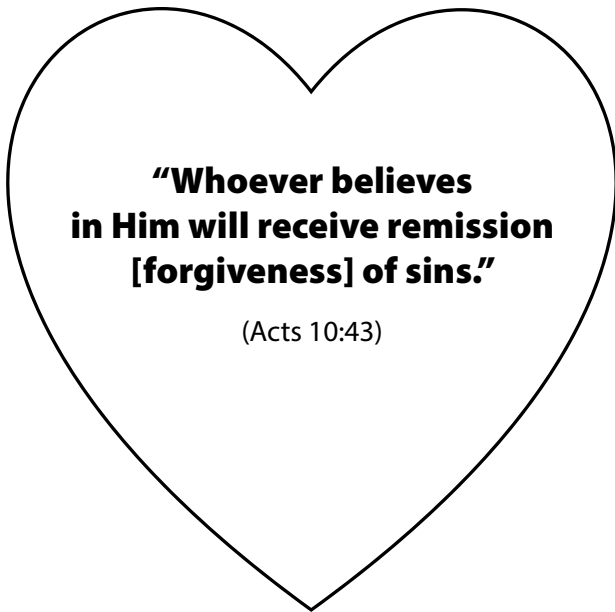
Dark hearts



Red hearts



Clean hearts



Green hearts



Photocopy on to red paper.

<b>Solomon</b>	<b>David and the leaders</b>
<b>Riches</b>	<b>We</b>
<b>Jesus' sacrifice</b>	<b>When we</b>

Photocopy on to orange paper.

<b>would build</b>	<b>gave generously</b>
<b>come from</b>	<b>should give</b>
<b>does not need</b>	<b>give to missionaries</b>



Photocopy on to green paper.

<p><b>the temple.</b></p>	<p><b>God.</b></p>	<p><b>to be repeated.</b></p>
<p><b>to God.</b></p>	<p><b>gladly from the heart.</b></p>	<p><b>we are giving to God.</b></p>

Oh, what a happy soul I am,  
 Although I cannot see;  
 I am resolved that in this world  
 Contented I will be.

How many blessings I enjoy  
 That other people don't!  
 To weep and sigh because I'm blind,  
 I cannot and I won't.

by Fanny Crosby (age 9)

Oh, what a happy soul I am,  
 Although I cannot see;  
 I am resolved that in this world  
 Contented I will be.

How many blessings I enjoy  
 That other people don't!  
 To weep and sigh because I'm blind,  
 I cannot and I won't.

by Fanny Crosby (age 9)

Oh, what a happy soul I am,  
 Although I cannot see;  
 I am resolved that in this world  
 Contented I will be.

How many blessings I enjoy  
 That other people don't!  
 To weep and sigh because I'm blind,  
 I cannot and I won't.

by Fanny Crosby (age 9)

Oh, what a happy soul I am,  
 Although I cannot see;  
 I am resolved that in this world  
 Contented I will be.

How many blessings I enjoy  
 That other people don't!  
 To weep and sigh because I'm blind,  
 I cannot and I won't.

by Fanny Crosby (age 9)

Oh, what a happy soul I am,  
 Although I cannot see;  
 I am resolved that in this world  
 Contented I will be.


How many blessings I enjoy  
 That other people don't!  
 To weep and sigh because I'm blind,  
 I cannot and I won't.







by Fanny Crosby (age 9)

Oh, what a happy soul I am,  
 Although I cannot see;  
 I am resolved that in this world  
 Contented I will be.

How many blessings I enjoy  
 That other people don't!  
 To weep and sigh because I'm blind,  
 I cannot and I won't.

by Fanny Crosby (age 9)





**“It is time to  
seek the Lord.”**

**(Hosea 10:12)**

**You also**

**for the**

**Matthew 24:44**

**be ready,**


**Son of Man**

**is coming**

**at an hour**

**you do not expect.**

## God has given us ...




... a beautiful world to appreciate and care for.

... the Gospel to share with others.

... money, time and talents to use wisely.

## God has given us ...




... a beautiful world to appreciate and care for.

... the Gospel to share with others.

... money, time and talents to use wisely.

## God has given us ...




... a beautiful world to appreciate and care for.

... the Gospel to share with others.

... money, time and talents to use wisely.

## God has given us ...




... a beautiful world to appreciate and care for.

... the Gospel to share with others.

... money, time and talents to use wisely.

## God has given us ...




... a beautiful world to appreciate and care for.

... the Gospel to share with others.

... money, time and talents to use wisely.

## God has given us ...



... a beautiful world to appreciate and care for.

... the Gospel to share with others.

... money, time and talents to use wisely.



## How to lead a child to Christ

### Make sure the child understands about:

#### God

- Who is God?
- God made us. He speaks to us through the Bible.
- God is holy and pure. He loves us.

#### Sin

- What is sin?
- Sin is disobeying God's commands. It is against God.
- Speak about specific sins.
- The child is a sinner by nature and act. (We sin because we are sinners.)
- Sin deserves punishment.

#### The Saviour

- Who alone can take away your sin?
- God the Son died on the cross for sinners.
- The Lord Jesus rose again from the dead.
- He is Lord of all.

### Explain how the child can be saved

- Explain what the Lord wants us to do, and what He will do.  
Use a Bible verse. (*John 1:12, John 3:16, John 6:37, Acts 16:31, Romans 6:23 or Romans 10:13.*)  
What does the Lord want you to do?  
What will the Lord do?
- Warn about difficulties.
- Ask, "Do you want to trust Christ, or would you rather wait and think about it?"
- Encourage the child to pray audibly (if ready).

### Speak about assurance of salvation

- Go back to the Bible verse you used.
- Speak about a changed life.
- Tell him what the person who is truly trusting in Christ can know.

### Give the child (later) some advice about the Christian life

- Read and obey your Bible.
- Talk to God, your Heavenly Father.
- Tell others what the Lord has done for you.
- Ask God to forgive you when you sin.
- Meet with other Christians.
- Remember the Lord promises, "I will never leave you" (*Hebrews 13:5*).

## How to help a saved child have assurance of salvation

### The importance of having assurance of salvation

There are many reasons why a child may lack assurance of his salvation. He may be wondering, "Did I believe enough? Did I pray enough? Was I sincere enough?"

Salvation is a gift from God and is based on what Jesus did, not on what the child did. It is therefore important to help him focus on what God has said and done, and to help him see that both salvation and assurance of salvation are based on the promises given in God's Word, not on feelings (*Romans 10:17*).

### Speak about assurance of salvation

- Question the child about his salvation, giving him opportunity to confess Christ to you. If he does not show clarity, go over the steps given for leading a child to Christ.
- Read a Bible verse together. (*1 John 5:12, 1 John 5:13, John 10:29, John 10:28, Acts 16:31, Romans 10:13 or John 1:12.*)
- Help him to see that the person who truly trusts in Christ can **know** that he is saved.
- Remind him that God **always** keeps His promises.
- Ask questions, such as, "Have you repented of your sins? Do you believe that Jesus died to take the punishment for your sins and that He rose again? Have you already trusted Him for salvation?" Encourage him to tell you about when he was saved and help him to see that if he can answer "yes" to these questions he is saved.
- Speak about a changed life. A saved child should display changes in behaviour and attitude, even if the changes happen gradually. It may help the child if he can identify a change which has already happened in his own life.
- Help him to see that Christians do sin and that when he does he should ask God to forgive him. Point out that he does not need to be saved again.

### Give the child some advice about the Christian life

- Read and obey your Bible.
- Talk to God, your Heavenly Father.
- Tell others what the Lord has done for you.
- Ask God to forgive you when you sin.
- Meet with other Christians.
- Remember the Lord promises, "I will never leave you" (*Hebrews 13:5*).