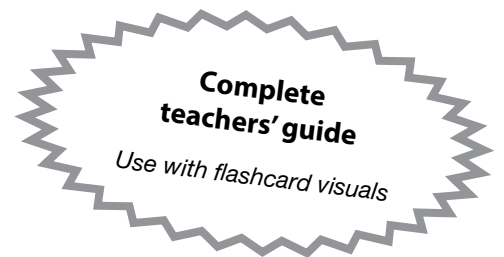


A Saviour For You

Five lessons from the Bible to help children aged 5-12 to know God



Authors: Jennifer Haaijer
Additional ideas:
Victoria Hylands

Artist: Tim Shirey

Design team: Brent Hautle
Thomas Bates

Publisher: CEF® of Europe
Kilchzimmer
4438 Langenbruck
Switzerland

Copyright © 2019
Child Evangelism Fellowship of Europe.
All rights reserved.
May be reproduced for personal,
nonprofit and non-commercial uses only.
Visit www.teachkids.eu for full details
of permission.

Version 2.0

Scripture taken from the New King James
Version. Copyright 1982 by Thomas
Nelson, Inc. Used by permission. All rights
reserved.

*Child Evangelism Fellowship® (CEF) is a
Bible-centred, worldwide organisation
composed of born-again believers
whose purpose is to evangelise boys
and girls with the Gospel of the Lord
Jesus Christ and to establish (disciple)
them in the Word of God and in a local
church for Christian living.*

CEF® develops, produces and distributes
a variety of publications for the purpose
of helping you evangelise children.

For more information about
CEF ministries, contact your national
office or write to CEF of Europe
(address above) or visit our website at
www.cfeurope.com.

TABLE OF CONTENTS

How to use this book.....	4
Overview of these lessons.....	6
Master planning chart.....	7
Lesson 1—The birth of Christ.....	8
Lesson 2—Jesus heals a paralysed man.....	18
Lesson 3—The trial and crucifixion of Christ.....	28
Lesson 4—The resurrection of Christ.....	38
Lesson 5—The great King.....	47
Templates for photocopying.....	56
How to lead a child to Christ.....	59
How to help a saved child have assurance of salvation...	59

PLEASE NOTE!

The visuals for this series can be purchased from most CEF
offices and online shops.

For a list of CEF offices and online shops in Europe, please
visit www.teachkids.eu and click on "Locations".



Since 1937

CEF
CHILD EVANGELISM
FELLOWSHIP®
Reaching children worldwide®

How to use this book

GET READY!


Trust and pray—As a teacher you play an important role in the lives of children. Our prayer and hope is that the Holy Spirit will work through you and that the children will come to know, love and follow Jesus Christ. Trust and pray that the Holy Spirit is already preparing the heart of each child. As you present God's Word to the children, pray that the Holy Spirit would speak to them and change their hearts.

Personalise—Each lesson you teach should be personalised to suit **your** children's needs. There will be a mixture of saved and unsaved children in your club. Getting to know each child will help you personalise the lesson and application.

Model—One of the best ways the children in your club will learn is by watching you. You are the one who will teach and show the children how to know, love and follow Jesus Christ. They will learn how to be followers of Jesus Christ by knowing you and watching what you do. Spend time talking to and getting to know the children during club time, so that they can both watch your life and see that you care about them. Share stories with them about how God has changed you. Ask yourself, "How is the Holy Spirit working in the lives of the children and how can I grow and nurture what He has already begun in their lives?"

GET SET!

Each lesson includes the Bible lesson, memory verse and other activities. Below we have included suggestions which will help you prepare and get set to teach your lesson.



BIBLE LESSON

Each lesson begins with two pages which include a lesson overview, suggested programme and lesson outline. If you wish you can photocopy these pages to use in your preparation and to make notes on your lesson. Then, when you are ready to teach, fold the lesson outline and place it in your Bible to help you as teach the lesson.

The lesson overview and outline include the following:

- **Scripture**—Key Bible passage(s) the lesson draws from.
- **Memory verse**—Bible verse, taught with the lesson, for children to memorise.
- **Central truth**—The central truth of the Bible lesson stated simply on a child's level.

Make sure that you do not get so engrossed in the narrative that you do not teach Bible truths. We fall short of our responsibility as teachers if we only tell children Bible stories. These stories have been written down to teach us and it is essential that children learn these truths. Take them a step further by showing what that truth means to them in their daily lives. Of course, it is not possible in one lesson to cover all the teaching any particular story would provide, so one central truth has been chosen for each lesson. The teaching of the central truth has been woven throughout the narrative, but to help you in your preparation the teaching sections have been marked "**CT**". They are also indicated in the lesson outline.

- **Application**—What God wants children to do or how He wants them to act as a result of hearing this lesson.

The application of the central truths are marked with a "**U**" or an "**S**" to show whether they apply to unsaved or saved children. This is also made clear in the text by using phrases such as, "If you have not trusted the Lord Jesus to forgive your sin ..." or, "Christian, you ...". As the application included is based on the Bible passage, you may find that a particular lesson includes an application for the unsaved child only or for the saved child only.

You may feel it necessary to adapt the applications to better suit the children you teach. For example, the application may use a boy's name, yet you have only girls present. It could be that the application given is more applicable to older children, while yours are very young. Make the changes you feel are necessary. The important thing is that the Word of God is applied to their lives.

Prepare before you teach—Begin your lesson preparation by reading the passage(s) from your Bible several times, paying special attention to the characters, places, time periods and story facts. Reflect prayerfully as you study God's Word and

prepare to teach it. Here are some questions to ask yourself as you study God's Word:

- What did God/Jesus/the Holy Spirit do in this passage and what does this show us about Him?
- How does this fit into God's whole plan?
- What is God saying to me in this lesson?

Present the Gospel—The presentation of the Gospel may be different in each lesson, depending on the topic covered in the lesson.

Make yourself available for counselling—

When you present the Gospel message, there may be children who will respond independently. They may or may not tell you later that they have trusted the Lord Jesus Christ as Saviour. There may, however, be others who have questions and need help in knowing how to put their trust in Jesus.

As you teach the saved children, there may be times when they would like advice in a difficult situation; they may need clarification on how a particular lesson applies to their daily lives; they may find themselves in a situation where they do not know what the Bible says they should do; they may want to share a difficulty so that you can pray for them, especially if you are the only Christian support they have.

For these reasons, it is important that the children know you are available to talk and that they know when and where to go to do that. Use wisdom in deciding where to meet a child and always comply with the Child Protection Policy of your country. Finally, it is essential that unsaved children do not confuse coming to the Lord Jesus with coming to you. Always point them to Him. In all cases you should make yourself available at a different time than when you extend the Gospel invitation, so that the children never get the impression that they can only come to Christ by coming through you, or that they are saved simply by waiting to speak to you.

- **An example for use with the unsaved child:** "Do you really want to live for the Lord Jesus, but don't know how to come to Him? I will be glad to explain it to you from the Bible. Come and see me when the meeting is over. Remember, I can't forgive your sin—only the Lord Jesus can do that—but I will be glad to help you understand clearly how you can come to

Him. Come and ask me any questions you have."



MEMORY VERSE

In each series of lessons we include teaching notes for a verse(s) which are written to be specifically taught with each lesson. We want to teach and review each verse in a variety of ways so that the children not only memorise, but also understand God's Word and hide it in their hearts. Memory verses are taught using the IPEAR (Introduction, Presentation, Explanation, Application, Repetition) method. This will help the children understand the meaning of the verse and how it applies to their lives. You will find this to be a simple yet effective way of making Scripture learning fun. The repetition part of the method will help them hide God's Word in their hearts.



FURTHER HELP

Bible Timeline—The whole Bible tells of God's plan to rescue sinners, deliver them from sin and death, and make them new in Jesus Christ by the work of the Holy Spirit. One day He will make all things new, destroying sin and death for ever.

The Bible Timeline will help to show the children that they are part of God's plan. It will help them see how God has actively been present in the world from the time of creation. It is amazing to see that throughout history God has graciously revealed Himself to us so that we will know, love and follow Him. Towards the end of the Bible Timeline you could add a picture of the children in your club to show them that they are part of God's plan. (The Bible Timeline is more suitable for situations where you are teaching lessons indoors.)

The Bible Timeline is available from your CEF® national office. If you need an address, contact the European Headquarters at the address at the front of this teachers' guide.

Sidebar—Every lesson has space in the side column where you can write down whatever is helpful to you in teaching God's Word. If you have background information that you want to include in that part of the lesson, make a note to yourself. If you have an idea for a fun activity to include in the lesson, jot down

your ideas! This will help you personalise the lesson for your children.

Songs—Songs are used throughout the programme to supplement teaching, to help children grow in their understanding of God and to give them an opportunity to praise and worship God. When you introduce a song for the first time, be sure to take time to effectively teach it so that children will understand what they sing. The IPEAR (Introduction, Presentation, Explanation, Application, Repetition) method, used for teaching the memory verses, is also an excellent way to teach songs.

Practise using the visuals—It is wise to practise using the visuals before teaching the lesson to children. Become thoroughly familiar with them and know when you need to use them in the lesson.

Extra visual aids—Print out the words of the central truth for each lesson on card. Use lower case letters, so that even the younger ones can read the words easily. Ensure that the words are clear and can be easily read. Display this card at the beginning of the programme or when you first teach the central truth in the lesson. If you are using a flannelboard, you may want to back the card with flannel or pieces of flocked paper.

Extra visual aids are provided in the resource pack available from your CEF national office.



REVIEW TIME

Some review questions are given for each lesson. These can be used immediately after the lesson or the following week, before teaching the new lesson.

Review time, if conducted in an orderly way, can be an ideal opportunity to reinforce what you have taught, while still being fun for the children. You can use this time:

- To find out how much the children are understanding and remembering.
- To help you as a teacher know what you need to emphasise more, so that the children will remember more clearly what they have been taught.
- To provide a time of fun during the programme. The children like competition and look forward to this time. But it is more than just a game—it is a time of learning.

In this teachers' guide questions on the lesson are included. It would also be profitable to include questions on the songs, memory verse and any other material you teach. In this way the children realise that every part of the programme is important.

GO!

Now you are ready and set to go teach the children in your club. We pray that, as you teach children, the Holy Spirit will change hearts and lives for God's glory.

Overview of these lessons

These lessons are simple, straightforward Gospel presentations designed to help you teach unevangelised children. They are also very suitable for young children. They can be used in an open-air *5-Day Club*® where those attending have little or no Bible knowledge. What a challenge and a privilege to teach such children about the birth, life, death, resurrection, ascension and coming again of our wonderful Saviour! The early Christians “did not

cease teaching and preaching Jesus as the Christ” (Acts 5:42). And so may we!

I praise the Lord for using Tim Shirey to prepare such appropriate pictures for the flashcards. Each scene has been prayerfully illustrated to help children to learn the truth, as well as to glorify the Lord. My prayer is that through this series many boys and girls will come to a saving knowledge of the Lord Jesus Christ.

Jennifer Haaijer

	1	2	3	4	5
Lesson	<p>The birth of Christ. Matthew 1:18-25, Luke 1:26-38 and Luke 2:1-20.</p>	<p>Jesus heals a paralysed man. Mark 2:1-12.</p>	<p>The trial and crucifixion of Christ. Matthew 26:57—27:66, John 19 and Luke 23:39-43.</p>	<p>The resurrection of Christ. John 20 and Luke 24:1-12.</p>	<p>The great King. Matthew 28:16-20, Acts 1:1-11, Revelation 1:9-19 and Revelation 22:20.</p>
Lesson visuals	Flashcards 1-1 to 1-8. (See also lesson overview.)	Flashcards 2-1 to 2-8. (See also lesson overview.)	Flashcards 3-1 to 3-8. (See also lesson overview.)	Flashcards 4-1 to 4-8. (See also lesson overview.)	Flashcards 5-1 to 5-8. (See also lesson overview.)
Central truth	Jesus Christ is the only Saviour.	Jesus Christ can forgive your sin.	Jesus Christ took the punishment for our sin.	Because Jesus Christ rose again, you can have peace with God.	Jesus Christ is King.
Application for unsaved	Ask Him to rescue you from sin.	Ask Him to forgive you and He will do it.	Trust in the Lord Jesus and you will belong to Him always.	Ask Jesus to take away your sin and then you will have peace with God.	Ask Jesus to save you from sin and be your King.
Application for saved	There is no application for the saved child in this lesson.	There is no application for the saved child in this lesson.	There is no application for the saved child in this lesson.	There is no application for the saved child in this lesson.	There is no application for the saved child in this lesson.
Memory verse	<p>Romans 10:13. Follow my finger. Group repetitions.</p>	<p>In a 5-Day Club® review Romans 10:13. In a one-time meeting teach Ephesians 1:7. Healed! Cover up.</p>	<p>1 Corinthians 15:3. Actions. Eye test.</p>	<p>Colossians 1:20. Actions. One more.</p>	<p>In a 5-Day Club review Colossians 1:20. In a one-time meeting teach Philippians 2:1. Every tongue (this idea can only be used if you are teaching Philippians 2:1). Volume control.</p>
Songs	Songs about Jesus being the only Saviour; how Jesus can rescue us from sin; how to ask Jesus for salvation.	Songs about how powerful God is; how Jesus can forgive sin; how we can ask Him for forgiveness.	Songs about how Jesus took the punishment for our sin; how we can belong to God; how to ask Jesus for salvation.	Songs about how Jesus has risen from the dead; Jesus being the only Saviour; how to ask Jesus for salvation.	Songs about Jesus the King; how Jesus can be our King; how to ask Jesus to be your King.
Review game	Draw it.	Jump to it.	Wipe out.	P.E.A.C.E.	Who says?
Closing	Announcements, prayer, memory verse tokens.	Announcements, prayer, memory verse tokens.	Announcements, prayer, memory verse tokens.	Announcements, prayer, memory verse tokens.	Announcements, prayer, memory verse tokens.

The birth of Christ

This page has been designed for you to photocopy and place in your Bible as a ready reference.

Lesson overview

Scripture	Matthew 1:18-25, Luke 1:26-38 and Luke 2:1-20.				
Memory verse	"For whoever calls on the name of the Lord shall be saved" (Romans 10:13).				
Central truth	Jesus Christ is the only Saviour.				
Application for unsaved	Ask Him to rescue you from sin.				
Application for saved	There is no application for the saved child in this lesson.				
Visual aids	<table> <tr> <td>Lesson</td> <td> <ul style="list-style-type: none"> Flashcards 1-1 to 1-8. Central truth visual: "Jesus Christ is the only Saviour." Map (see back cover). Optional: Bible Timeline. (Depending on the setting of your meeting it may not be practical to use the Bible Timeline.) A picture (mounted on card) of a boy. </td> </tr> <tr> <td>Memory verse</td> <td> <ul style="list-style-type: none"> Memory verse visual: Romans 10:13. Wordstrips: "maybe", "probably" and "certainly". Optional: a pencil with a pencil topper. </td> </tr> </table>	Lesson	<ul style="list-style-type: none"> Flashcards 1-1 to 1-8. Central truth visual: "Jesus Christ is the only Saviour." Map (see back cover). Optional: Bible Timeline. (Depending on the setting of your meeting it may not be practical to use the Bible Timeline.) A picture (mounted on card) of a boy. 	Memory verse	<ul style="list-style-type: none"> Memory verse visual: Romans 10:13. Wordstrips: "maybe", "probably" and "certainly". Optional: a pencil with a pencil topper.
Lesson	<ul style="list-style-type: none"> Flashcards 1-1 to 1-8. Central truth visual: "Jesus Christ is the only Saviour." Map (see back cover). Optional: Bible Timeline. (Depending on the setting of your meeting it may not be practical to use the Bible Timeline.) A picture (mounted on card) of a boy. 				
Memory verse	<ul style="list-style-type: none"> Memory verse visual: Romans 10:13. Wordstrips: "maybe", "probably" and "certainly". Optional: a pencil with a pencil topper. 				

Suggested programme

Before club	Complete attendance record as the children arrive.
Opening	Welcome, prayer, snack, establish rules.
Song	A song about Jesus being the only Saviour.
Memory verse	Romans 10:13. Repetition: follow my finger; or group repetitions.
Song	A song about how Jesus can rescue us from sin.
Bible lesson	The birth of Christ.
Song	A song about how to ask Jesus for salvation.
Review game	Draw it.
Closing	Announcements, prayer, memory verse tokens.

The birth of Christ

This page has been designed for you to photocopy and place in your Bible as a ready reference.

You may wish to read from God's Word the Scripture verses listed.

Scripture:

Matthew 1:18-25.
Luke 1:26-38.
Luke 2:1-20.

Memory verse:

"For whoever calls on the name of the Lord shall be saved" (Romans 10:13).

Central truth:

Jesus Christ is the only Saviour.

Application for unsaved:

Ask Him to rescue you from sin.

Application for saved:

There is no application for the saved child in this lesson.



I. INTRODUCTION

It happened only once and will never, ever happen again.

II. PROGRESSION OF EVENTS

A. An angel visits Mary

CT

B. Mary and Joseph travel to Bethlehem

C. Jesus is born in a stable (John 1:3, Exodus 20:16, Ephesians 6:1, Romans 3:23, Matthew 1:21)

CT

D. The angels appear to the shepherds

CT

E. The angels go back to Heaven (Galatians 1:4, Romans 10:13)

CTU

F. The shepherds decide to go into the city to see the baby

CTU

III. CLIMAX

The shepherds find the baby lying in a manger

IV. CONCLUSION

The shepherds tell others the news (Romans 10:13, Matthew 1:21)

CTU



MEMORY VERSE

“For whoever calls on the name of the Lord shall be saved” (Romans 10:13).

INTRODUCTION

(Have the words “maybe”, “probably” and “certainly” written out on cards and hold up at the appropriate time.) Which would you prefer to be told? “You can **maybe** go swimming this afternoon”, “You will **probably** go swimming this afternoon” or “You will **certainly** go swimming this afternoon”? It is better to know things for sure. There are no maybes in our Bible verse today.

PRESENTATION

Read the verse from your Bible and then give your Bible to an older child. Ask the child to check that the words are the same as you read the verse from the verse visual. Explain to the children that the verses we learn are from God’s Word, the Bible. It is completely true. Have the children read the verse with you from the visual. (You may wish to begin with, “The Bible says in Romans chapter 10 verse 13 ...”) Ask what the verse tells us will happen when someone calls on the name of the Lord. They “shall be saved”—and that’s definite.

EXPLANATION

“Saved” means to be rescued from danger. You and I are in danger because of our sin. God is always good and fair. He can’t forget about our wrongdoing or say that it doesn’t matter. He will always punish sin. You cannot escape the punishment you deserve, nor can you stop disobeying God by yourself—you need someone to rescue you.

“The Lord” is the Lord Jesus Christ. He is the one who is able to rescue us. Jesus is perfect—He never disobeyed God—so He didn’t deserve to be punished. Yet He allowed soldiers to put Him to death by nailing Him to a wooden cross. When He was on the cross God put the punishment for sin on Him—but that was not the end. He came alive again three days later. He is alive today and can save those who ask Him.

APPLICATION

Unsaved: If you couldn’t swim, but accidentally jumped into the deep end of the swimming pool, would you say quietly, “Excuse me, if it’s not too much trouble, could you help me please?” No! You would shout “Help!” as loud as you could. When you “call on the name of the Lord” you do not do it in a half-hearted way. You need to call out to Jesus, knowing that you are in big trouble, knowing that Jesus is the only one who can rescue you. This doesn’t mean you need to shout—but you must mean it. Talk to Jesus today. Tell Him how sorry you are for the wrong things you have done and depend totally on Him to rescue you. “Whoever” means anyone; it means you. If you ask Jesus to rescue you, He will do it today.

REPETITION

Follow my finger. Point to each word of the verse as the children repeat it. When your finger stops, the children stop too. You can also vary the speed

Intersperse the **explanation**, **application** and **repetition**.

at which the words are said. You may wish to keep score—one point to you if the children fail to stop, one point to them if they all stop when your finger does. (Another option is to use a pencil with a pencil topper as your pointer.)

Group repetitions. Have different groups of children read the verse from the visual—for example, those who have a baby brother/sister/cousin; those who have ever held a baby; those who have seen/touched a real sheep.



LESSON

INTRODUCTION

It happened only once and will never, ever happen again. Have you heard about it?

PROGRESSION OF EVENTS

Flashcard 1-1

Long, long ago a lady lived in a town far away. She was not at all famous or rich. But one day an amazing, frightening thing happened to her. She heard someone come into her home and call, “Greetings!” She was not expecting a visitor and was startled when she saw him. It was not one of her neighbours. It was not Joseph, the man she was going to marry. This visitor was different, very different. He was one of God’s messengers, an angel sent from Heaven, where God lives. We do not know what he looked like, but when the young lady saw him she was afraid.

“Do not be afraid,” the angel said kindly. “God has chosen you for something special. You are going to have a baby and you will name Him Jesus. He will be very great; He will be the Son of God.”

The young woman was puzzled and frightened. It was impossible for such a thing to happen. “But how can that happen?” she asked. “I am not married.”

The angel explained that the lady would be the mother of the baby, but God would be His Father. Every baby has a woman for a mother and a man who is his father.

But this baby would be different—He would not have a man as a father, God would be the Father. Never before, and never again has this happened. I know this is difficult for you and me to understand. Even though we do not understand, we can believe it for this is what is written in the Bible. This baby would be the Son of God. God has only one Son and the angel said that soon He was going to become a baby.

The surprised young woman told the angel, “If this is what God plans to do, I am willing to be His servant.” Then the angel left.

CT

Does anyone know the name of this woman? *(Allow the children to answer.)* It was Mary. As she sat alone in her home in Nazareth, her mind was full of all sorts of thoughts and questions. *(Show Nazareth on the map.)* It was impossible for such a thing to happen ... but God could do impossible things. Would anyone believe the story? And whatever would Joseph, the man she was to marry, say?

At first Joseph was very upset, but God told him that Mary's baby was God's Son. Then Joseph was willing to marry Mary. It would be an honour to help care for this special child.

Flashcard 1-2

There was probably a lot of excitement in Mary and Joseph's home as they got ready for the birth of the baby. The months passed quickly; very soon the baby would be born.

But one day Joseph said, "Mary, we have to travel to Bethlehem." *(Show Bethlehem on the map.)*

"It's a long journey, Joseph. Do you have to make it now?" Mary may have asked anxiously.

"I'm afraid so. The Emperor wants to count how many people live in his empire. So we have to go to Bethlehem to sign our names in a book there."

They prepared for the long journey and soon left home. Probably Mary rode a donkey. They were tired when they reached the town.

"Let's find somewhere to stay," they thought. But that proved very difficult. The town was crowded. One after another, the innkeepers (who were like hotel owners) shook their heads and said, "Sorry, we have no room for you."

Mary was exhausted. They needed somewhere to rest soon. When one innkeeper suggested, "If you wish you may sleep in the stable," they agreed. It was not what they wanted, but it was better than nothing. They were glad to get inside, and they made themselves as comfortable as possible. Perhaps there were animals sleeping there, too.

Flashcard 1-3

Sssh! *(Make a sound like a baby's cry.)* That was the cry of a baby—a new baby. Yes, right there in the stable, Mary's baby was born. Can you remember who was the baby's Father? *(Allow the children to respond.)* Yes, it was God! This is what we remember at Christmas—God's only Son coming to earth. *(If you are using a Bible Timeline point out when Jesus was born. You could also show other events with which the children are familiar.)*

Lovingly and gently Mary and Joseph cared for Him, wrapping Him snugly in strips of cloth. But of course they had no bed or cot for Him.

“Let’s use the manger!” Perhaps it was Joseph’s idea. They used the manger, out of which the animals usually ate their food. Probably they put in fresh straw to make it comfortable for the tiny, newborn baby.

Mary and Joseph gazed in wonder at the little baby boy. Yes, He was a real baby. Such little feet and toes, such tiny hands and fingers. He needed to be fed and cared for just as any other baby.

But this baby was different—He was God’s one and only Son. Before becoming a baby He had lived with God His Father. His life with God had no beginning; He was always there. He was there when the world was made. He even made the world (*read the verse from your Bible or have an older child read it*)—“all things were made through Him” (John 1:3).

CT

But now He had become a tiny, helpless baby, and was spending His first night in this world sleeping in a stable. How different from Heaven where He had always lived!

“His name is Jesus,” Mary and Joseph whispered.

God had told both of them what His name should be. The name Jesus has a wonderful meaning. Jesus means “Saviour”—that is someone who rescues or saves people. God sent His only Son, because you and I are in big trouble and we need to be saved.

CT

Let me tell you about a boy called Alexander who was in the same trouble. (*It would be good to have a picture of a boy, mounted on card, and to use that as your visual at this point.*) “No, I didn’t do it, honest,” Alexander told his Mum. “Michael did it.” Michael was only two and could not explain how the plant had been toppled. Mum believed Alexander, and he was glad. She did not know that he had been kicking the ball in the living room—something he was not allowed to do. His quick lie had got him out of trouble.

Have you ever told a lie to get out of trouble? Have you ever disobeyed your parents? When you do, you disobey God. In the Bible God commands us, “Do not lie,” and, “Obey your parents” (from Exodus 20:16 and Ephesians 6:1.) When you disobey God, you are in big trouble. Those things that displease God are called sin. God is so good, pure and right that He will punish all sin. That punishment comes after you die, when you meet God and have to answer to God for the way you disobey Him. The Bible says that “all have sinned” (Romans 3:23), so everyone here is in this big trouble. You need to be rescued, otherwise you will be punished for ever for the wrong you have done. But you can be rescued, for God’s Son came into the world to be the Saviour. (*Show the central truth visual.*) An angel had told Joseph (*read the verse from*

your Bible or have an older child read it), “Call His name Jesus, for He will save His people from their sins” (Matthew 1:21).

It seemed as if only Mary and Joseph knew about His coming. The busy people in Bethlehem knew nothing of what was happening in the stable.

Outside the city it was a quiet night. On a hillside some shepherds were looking after their sheep. For them it was just like any other night, until ...

Flashcard 1-4

... suddenly a great bright light lit up the whole sky. It was one of God’s messengers, an angel, again. Like you and me, the shepherds had never seen an angel. They were terrified and covered their faces with their hands.

“Do not be afraid,” the angel’s voice rang out. “I have good news. A Saviour for you has been born in Bethlehem. You will find Him wrapped in strips of cloth, lying in a manger.”

Suddenly the sky was filled with angels, all praising God. The angels were so thrilled at what God had done that they said, “Glory to God!” Never before had so many angels been seen on earth. God was doing something very wonderful.

CT

He loved people like you and me very, very much. He knows that we are in big trouble because we have disobeyed Him. But He sent His only Son to save us. The Lord Jesus can rescue you from the punishment you deserve. (*Show the central truth visual.*) He saves you from sin and changes you. He will help you to live in a way that pleases Him.

That was the good news the angel told the shepherds. The shepherds were amazed and afraid, excited and puzzled as they watched and listened.

Flashcard 1-5

All at once the sky was dark again. The coming of the Saviour had been announced, so the angels went back to Heaven.

CTU

But how could a tiny baby boy save these shepherds from their sin? How could He do anything to rescue you and me from God’s punishment? The little baby was also God, so He was very special. He grew just as you do. He learned to walk and talk. He played with his friends. He went to school. But He never got into that big trouble that you are in. He never told a lie. He never disobeyed God. He was perfect. Then, when He was over thirty years old, He was killed. He was nailed to a cross. As He hung there and died God punished Him for our sin. He suffered dreadfully, as God punished Him for our lies, cheating, disobedience, mean thoughts, selfishness, anger, envy ... and every wrong thing. The Bible says that the Lord Jesus “gave Himself for our sins”

(Galatians 1:4). *(Read the verse from your Bible or have an older child read it.)* He loved you and me so much, that He was willing to be punished in our place.

Nobody else loves you as much as He does. Yes, He still loves you, for He is not dead today. He died and was buried, but after three days He came alive. He is still alive and will never die again. He is back in Heaven now, but He can see you and hear you. If you ask Him to rescue you from your sin and change you, He will do it. God promises *(read the verse from your Bible or have an older child read it)*, “Whoever calls on the name of the Lord shall be saved” (Romans 10:13). He is the only Saviour there is. Perhaps you really want Him to be your Saviour, but you are not sure how to “call on the name of the Lord.” Perhaps you have questions about it. I will be glad to talk to you and help you from the Bible. After club, when the others leave, please come and talk to me. I will be *(designate place)*. The Lord Jesus is the Saviour you need. He is the one the shepherds needed too.

Flashcard 1-6

“We have to go to Bethlehem,” they said to each other. “Yes, let’s see for ourselves what God has told us about.” For them, just hearing about the Saviour was not enough; they wanted to go and see Him for themselves.

For you too, it is good to hear about the Lord Jesus, but you should ask yourself, “Is this Saviour for me?” You need to trust the Lord Jesus Christ for yourself. That means that you know you are in big trouble with God and you are sorry you have sinned. That means you know that the Lord Jesus died for you and you ask Him right now to rescue you from your sin. Then He will be your Saviour and He will change your life. Don’t just say, “I liked the story.” Do something about what you heard. You cannot go to Bethlehem, but you can ask Jesus Christ to save you now.

The shepherds would have missed so much if they had only listened to the good news. But they left their sheep and set out for the city.

CLIMAX

Flashcard 1-7

They did not know to which house to go in Bethlehem. The angel had given them a clue. Can you remember it? *(Allow the children to answer.)* Yes, the baby would be wrapped in strips of cloth and He would be lying in a manger.

They looked here and there until they found a stable near an inn. They peeped in and saw people, a man and a woman. Close to them was a manger. “This must be the place,” they thought. Their hearts probably thumped with excitement.

Make yourself available for personal counselling. (Be sure to comply with the Child Protection Policy of your country.)

CTU

Quietly they went in and gazed in wonder at the little baby. Probably they knelt beside the manger, for they knew that the baby was their Saviour. They did not yet understand that one day He would die for their sins, for Mary's, for Joseph's and for ours.

The shepherds told Mary and Joseph what the angel had said. They told about the great crowd of angels. Perhaps it helped Mary and Joseph to understand how wonderful this baby boy was.

CONCLUSION

Flashcard 1-8

Soon it was time for the shepherds to return to their sheep. They said goodbye and took a last look at the baby. As they walked back to the hillside, they stopped to tell the news to others.

“God has sent the Saviour He promised.”

“We saw Him in a stable in Bethlehem.”

“Rejoice! God has been good to us. The Saviour has come.”

“An angel told us about Him. Oh, we'll never forget that great crowd of angels!”

CTU

And so the news spread. Since then, many, many people have heard it. Today you have heard it too. If you just listen, but do nothing about it, you will still be in big trouble. All the wrong you do will keep you away from God, and you will be punished for ever and ever.

Jesus Christ can save you today. (*Show the central truth visual.*) Do you know that you have disobeyed God and deserve God's punishment? Are you sorry for the wrong you have done? Do you want to be different? Then tell the Lord Jesus about it, just quietly, where you are sitting. You may say something like this: “Dear Lord Jesus, I am sorry for all the wrong I have done. I want to be different. Thank You for coming into the world and dying for me. Please save me now.” That is how you “call on the name of the Lord.” When you do that, you will be saved. God promises (*read the verses from your Bible*), “Whoever calls on the name of the Lord shall be saved” (Romans 10:13). He will save you too. God said that the Lord Jesus “will save His people from their sins” (Matthew 1:21).



REVIEW QUESTIONS

1. Who were the parents of the baby in our lesson? (Mary was His mother and God was His Father.)

2. Where did Mary and Joseph live? (Nazareth.)
3. Why did they have to travel to Bethlehem? (The Emperor wanted to count how many people lived in his empire, so Mary and Joseph had to go to Bethlehem to sign their names in a book there.)
4. What special thing happened while they were in Bethlehem? (The Lord Jesus was born.)
5. The angels told Joseph to give the Baby the name “Jesus”. What does “Jesus” mean? (Saviour—someone who rescues or saves people.)
6. From what does Jesus want to save us? (The punishment we deserve for our sin.)
7. How can Jesus become your Saviour? (Tell the Lord Jesus that you have sinned and ask Him to forgive you.)
8. What did the shepherds do after they had seen Jesus? (They told others.)

Review game

“Draw it”

Materials:

- Whiteboard or a large sheet(s) of paper and a marker.
- Photocopy (or write out) and cut apart the template (provided at the back of this book).

Instructions:

Divide the children into two teams and ask questions, alternating between the teams. If a child answers a question correctly, give his team 100 points. Show the child one of the words and allow 10 seconds for him to draw it on a white board or large piece of paper. If his team guesses the word correctly, they gain another 100 points. The child drawing may not speak or write words. If a child does not want to draw he may choose a leader to draw for him. (If you have a lot of younger children you may wish to allow more than 10 seconds or remove the time limit.)

Jesus heals a paralysed man

This page has been designed for you to photocopy and place in your Bible as a ready reference.

Lesson overview

Scripture	Mark 2:1-12.				
Memory verse	In a <i>5-Day Club</i> review Romans 10:13. In a one-time meeting teach: "In Him we have redemption through His blood, the forgiveness of sins" (Ephesians 1:7).				
Central truth	Jesus Christ can forgive your sin.				
Application for unsaved	Ask Him to forgive you and He will do it.				
Application for saved	There is no application for the saved child in this lesson.				
Visual aids	<table> <tr> <td>Lesson</td> <td> <ul style="list-style-type: none"> Flashcards 2-1 to 2-8. Central truth visual: "Jesus Christ can forgive your sin." Optional: Bible Timeline. Map (see back cover). </td> </tr> <tr> <td>Memory verse</td> <td> <ul style="list-style-type: none"> Memory verse visual: Romans 10:13 or Ephesians 1:7. If you are teaching Ephesians 1:7 cut out the following from card/paper, each of which should be large enough to cover the relevant word(s) on the memory verse visual: <ul style="list-style-type: none"> - A speech bubble (to cover the words "In Him"—the speech bubble represents talking to the Lord Jesus). - The word "Free!" ("redemption"). - A red cross ("through His blood"). - A clean heart ("forgiveness"). - A dark heart ("sins"). </td> </tr> </table>	Lesson	<ul style="list-style-type: none"> Flashcards 2-1 to 2-8. Central truth visual: "Jesus Christ can forgive your sin." Optional: Bible Timeline. Map (see back cover). 	Memory verse	<ul style="list-style-type: none"> Memory verse visual: Romans 10:13 or Ephesians 1:7. If you are teaching Ephesians 1:7 cut out the following from card/paper, each of which should be large enough to cover the relevant word(s) on the memory verse visual: <ul style="list-style-type: none"> - A speech bubble (to cover the words "In Him"—the speech bubble represents talking to the Lord Jesus). - The word "Free!" ("redemption"). - A red cross ("through His blood"). - A clean heart ("forgiveness"). - A dark heart ("sins").
Lesson	<ul style="list-style-type: none"> Flashcards 2-1 to 2-8. Central truth visual: "Jesus Christ can forgive your sin." Optional: Bible Timeline. Map (see back cover). 				
Memory verse	<ul style="list-style-type: none"> Memory verse visual: Romans 10:13 or Ephesians 1:7. If you are teaching Ephesians 1:7 cut out the following from card/paper, each of which should be large enough to cover the relevant word(s) on the memory verse visual: <ul style="list-style-type: none"> - A speech bubble (to cover the words "In Him"—the speech bubble represents talking to the Lord Jesus). - The word "Free!" ("redemption"). - A red cross ("through His blood"). - A clean heart ("forgiveness"). - A dark heart ("sins"). 				

Suggested programme

Before club	Complete attendance record as the children arrive.
Opening	Welcome, prayer, snack, establish rules.
Song	A song about how powerful God is.
Memory verse	Review Romans 10:13 or teach Ephesians 1:7. Repetition: healed; or cover up.
Song	A song about how Jesus can forgive sin.
Bible lesson	Jesus heals a paralysed man.
Song	A song about how we can ask Him for forgiveness.
Review game	Jump to it.
Closing	Announcements, prayer, memory verse tokens.

Jesus heals a paralysed man

This page has been designed for you to photocopy and place in your Bible as a ready reference.

You may wish to read from God's Word the Scripture verses listed.

Scripture:

Mark 2:1-12.

Memory verse:

In a *5-Day Club* review
Romans 10:13

In a one-time meeting
teach: "In Him we have
redemption through His
blood, the forgiveness of
sins" (Ephesians 1:7)

Central truth:

Jesus Christ can forgive
your sin.

Application for unsaved:

Ask Him to forgive you
and He will do it.

Application for saved:

There is no application
for the saved child in this
lesson.



I. INTRODUCTION

The news spreads quickly—"He is back in the city"

II. PROGRESSION OF EVENTS

- A. They are talking about the Lord Jesus Christ **CT**
- B. The paralysed man is lying on his mat-bed (Exodus 20:17, Mark 12:30, Deuteronomy 10:12, Hebrews 9:27) **CT**
- C. His friends tell him about Jesus
- D. The friends lower the paralysed man down through the roof **CT**
- E. Jesus talks to the paralysed man (Hebrews 8:12, 1 Corinthians 15:3) **CT**
- F. Not everyone is happy!—"No-one but God can forgive sins. Who does He think He is?" (Psalm 44:21) **CT**

III. CLIMAX

The paralysed man stands up (Ephesians 1:7) **CTU**

IV. CONCLUSION

The man's sins are forgiven, and he is healed (Ephesians 1:7) **CTU**



MEMORY VERSE

(In a 5-Day Club review Romans 10:13. In a one-time meeting teach Ephesians 1:7.)

*“In Him we have redemption through His blood, the forgiveness of sins”
(Ephesians 1:7).*

INTRODUCTION

“I’m not your slave!” Have you ever said that to your brother or sister when they ask you to do something? Did you know that in Bible times slaves had to work hard and were often treated badly? If a slave wanted to be free from their master, money had to be paid. A price was paid for their redemption. Our Bible verse says that you and I can have redemption. But we’re not slaves, are we?

PRESENTATION

Read the verse from your Bible and again from the visual, emphasising that this is God’s Word. Ask the children to read the verse with you from the visual. Ask which word means “to be set free”.

EXPLANATION

The Bible says that everyone is born wanting to please themselves instead of wanting to please God. No matter how hard we try, we cannot stop breaking God’s rules. You are a slave to sin because it controls your life.

“In Him” means Jesus. Jesus paid the price to set us free. He paid with His blood. He allowed Himself to be hurt and then killed because He loves you. His blood ran out as He died on the cross.

In Him we can have redemption. What is the second thing we can have? It begins with “F”. (Forgiveness.) Jesus can forgive us so that our sin is no longer a problem between us and God. God will never remember our sin and we will not have to be punished after we die.

APPLICATION

Unsaved: You can be free from the way sin controls and ruins your life. You can be forgiven so that you will never be punished for your sin. Only Jesus can do that because He poured out His blood for you. Pray to Him now. Say that you want to turn away from your sin and depend only on Him and what He did for you on the cross. Because of Jesus you can have redemption and forgiveness. You will be forgiven and free to live for God.

REPETITION

Healed! Let’s use our legs like the paralysed man after Jesus healed him. Repeat the verse while walking/marching/jumping on the spot. Say the reference together then say the first word with knees bent, the second word standing up straight, the third word with knees bent and so on.

Intersperse the **explanation**, **application** and **repetition**.

Cover up. Between the repetitions use the pictures to explain and then later use the shapes you have cut out to cover relevant word(s)—“In Him”, “redemption”, “through His blood”, “forgiveness” and “sins”.



LESSON

INTRODUCTION

Flashcard 2-1

The news spread quickly.

“He is back in the city. Come on, let’s go and see Him.”

“He’s the best teacher I ever heard.”

“He might even heal a sick person. I don’t want to miss that.”

“My neighbour told me about Him; I want to see Him for myself.”

PROGRESSION OF EVENTS

They were talking about the Lord Jesus Christ. Do you remember that in our last lesson we learned how He was born? (*If you are using a Bible Timeline show when Jesus lived.*) By this time He was a grown man. He was back home in Galilee, in Capernaum, and many were hurrying to listen to Him. (*Show Bethlehem—where Jesus was born—and Capernaum on the map.*) Others were not so enthusiastic. They were rather grumpy and jealous.

“Who is this fellow anyway? Look at all the people who crowd to hear Him. We’d better go and check up on what He’s telling them,” they grumbled.

These men were very religious and often talked about God. But they did not like His Son, Jesus Christ.

The house, where the Lord Jesus was teaching, was crammed with people. Those who could not squeeze in gathered around the door. Everyone listened intently as the Lord Jesus taught about God and how to belong to Him.

He was such a good teacher; nobody else could teach so well. Not many people in the crowd knew that every word the Lord Jesus said was from God. They did not know that He was God, God’s only Son. He looked like a man; He was a man; but He was also God.

That is why it was so wonderful to listen to Him, even if there was hardly room to move!

But let’s leave that crowded house and go to another house in the same town.

CT

CT

Flashcard 2-2

Probably it was a quiet, sad place. Lying on a mat-bed was a very sick man. He was paralysed. That means that he could not move. The doctors could not help him. There was no medicine that could make him well. How hard it would be to lie in bed all day. Imagine not being able to run around, jump or climb.

But that was not the only problem this man had. There was something else wrong, something which people could not see so easily—but God could. God had seen the many times this man had disobeyed Him. Because God sees absolutely everything, the man could not hide his disobedience no matter how hard he tried. Perhaps the man had envied other people and wanted what they had. God commands, “Do not covet” (from Exodus 20:17). Perhaps there were many times the man did not love God at all even though God commands, “Love the Lord your God with all your heart” (Mark 12:30 and Deuteronomy 10:12). *(Read Mark 12:30 from your Bible or have an older child read it.)* If all the wrong things this man had done were written in a book, it would have to be a huge book.

Suppose there was a book like that for you and me. What would be in it? Perhaps your brother got a remote control car for his birthday. It was top of its range. You were so jealous that you could not be nice to him, even though it was his birthday. God commands, “You shall not covet” (Exodus 20:17). You disobeyed God, so “coveted brother’s car” would go in your book. Many, many other things that you have done against God would be there too:

- Did not turn off the TV, when Mum said you should.
- Quarrelled with your sister.
- Slammed the door in bad temper.
- Thought mean thoughts about a girl in school.
- Told a lie to get out of trouble.
- Cheated in a school test.
- Didn’t even think about God today.

On and on it would go. There is no need for a book like that, for God knows every wrong you have done. He even knows every wrong you will ever do. God sees these things as a big problem. He calls wrong “sin.” He cannot ever say, “Oh, it doesn’t matter about sin.” He is good and right, so when we disobey Him, He will punish that disobedience. That punishment happens when you die. In the Bible we read *(read the verse from your Bible or have an older child read it)*, “It is appointed for men to die once, but after this the judgment” (Hebrews 9:27). When you die, God will punish you for every wrong you have done against Him. God’s punishment for sin

will last for ever and ever. This is what I deserve, it is what you deserve, and it is what this man deserved too.

Flashcard 2-3

Suddenly there was a noise in his doorway. Four of his friends burst in. "Come quickly!" they told him excitedly. "Jesus is back in town."

Jesus? Probably the man had heard of Him. "He is the teacher, the one who makes sick people well in a moment. Perhaps ..."

He didn't have much time to think, for his friends lifted his bed and hurried out into the street.

"We are sure He can make you well," they maybe told him, as they hurried along the streets, carrying him on his bed. They did not care if people stared at them; they believed that the Lord Jesus could help their friend.

Soon they arrived at the door of the house where the Lord Jesus was teaching. Although it was crowded, they tried to get in. But it was impossible, nobody would move to let them through. What a disappointment!

Flashcard 2-4

But the four friends were not ready to give up. Quickly they talked together and came up with another idea. They carried their friend on his mat-bed to the side of the house, where there were steps leading to a flat roof.

Up they went—ever so carefully. The roof was probably made from mud mixed with chopped straw, spread over the beams and dried out. The men gently placed the mat-bed on the roof and set to work. They began to make a hole in the roof. They were determined to get their friend to the Lord Jesus; they were sure He could help.

He is indeed God's only Son and He can do anything. Nothing is too difficult for Him. These men were right to trust Him.

But would they be able to get their friend to Him? The hole in the roof became quite large. The four friends gently eased the mat through the hole and lowered their friend into the house!

Imagine the surprise of the people in the house when they saw the men make the hole. Perhaps some mud fell on people's heads! Surely the Lord Jesus stopped teaching, as the sick man was lowered and set right in front of Him. Everyone could see that this was a very sick man. Could the Lord Jesus help him? Would He help him? All the people watched and listened.

Flashcard 2-5

What do you think the Lord Jesus said? (*Allow the children to respond.*) He said to the man, "Son, your sins are forgiven."

CT

CT

Perhaps some people were disappointed that the Lord Jesus had not healed the man. But the Lord Jesus saw the two problems the man had, his sin and his sickness. He dealt with the biggest problem first. If something was not done about the man's sin, he could never live with God in Heaven; he would be punished for ever.

So at that moment the Lord Jesus forgave all his sin. It was as if all his sins, written in that huge book, were wiped out and all the pages were clean. God would never remember this man's sins anymore (Hebrews 8:12). God would love him and care for him and, when he died, he would live with God for ever in Heaven. He would not be given the punishment he deserved. That is what it means to be forgiven.

It would have been impossible for this man or anyone else to be forgiven, if God had not planned a wonderful way for sin to be forgiven. We have learned that God cannot say, "Oh it does not matter about the wrong you do. I'll just forget about it." God will punish all sin. So God sent His only Son, the Lord Jesus Christ, to be the one who would be punished for our sin and for the sins of the sick man. He never did anything wrong; He always obeyed God. Then, about two years after this paralysed man met Him, the Lord Jesus was nailed to the cross and died. As He hung on the cross, God punished His own dear Son for our sins. (*Read the verse from your Bible or have an older child read it.*) "Christ died for our sins" (1 Corinthians 15:3). If God had not done this, nobody could have ever been forgiven. God loved us so much that He gave His Son to die for us. (*Show the central truth visual.*) The Lord Jesus willingly suffered and died, taking the punishment we deserve. Nobody else loves you like that. I am sure that this sick man could see that the Lord Jesus loved him too.

It was wonderful to have that biggest problem of all taken care of. How glad he was that the Lord Jesus had forgiven his sin.

Flashcard 2-6

However, not everyone was smiling as they looked on. Some men were very unhappy. They did not say anything, but they thought many things!

"Why does this fellow talk like this?"

"No-one but God can forgive sins. Who does He think He is? After all, He's only a man!"

"Why didn't He heal the man, then we could see if it happened? Nobody can see whether or not his sins are forgiven. That was an easy way out."

The angry thoughts of the men were interrupted when the Lord Jesus spoke to them. "Why are you thinking these things?" He asked. They probably gasped in surprise. What? Did He know their thoughts!

Yes, because He is God. God knows everything. *(Read the verse from your Bible or have an older child read it.)* “He knows the secrets of the heart” (Psalm 44:21). He knows every sin of yours that would have to be written in that huge book, if we had one. So, of course, the Lord Jesus knew the thoughts of these men.

CT

He asked them a question, “Which is easier to say, ‘Your sins are forgiven’ or ‘Get up and walk?’” But they did not answer. Why not? *(Allow the children to respond.)* Not one of them could forgive sins or heal the man. Only God could do these things.

“I will show that I can forgive sins,” the Lord Jesus continued. He looked down at the sick man. “Get up, take up your mat and go home,” He said.

CLIMAX

Flashcard 2-7

Every eye watched. The paralysed man moved. He sat up, got off his mat and rolled it up. All the people were amazed. They could see that he was completely well. They could be just as sure that he was also completely forgiven. Jesus Christ, the Son of God, had done it.

He can do it for you too. You have the big problem of sin. You know you have often disobeyed God. Perhaps you are very sorry and you want to be forgiven. *(Show the central truth visual.)* Listen to these wonderful words from the Bible—*(read the verse from your Bible or have an older child read it)* “In Him [Jesus Christ] we have ... the forgiveness of sins” (Ephesians 1:7). That means if you depend on the Lord Jesus to forgive your sins, He will do it. He died so that you could be forgiven; but He came back to life. He is alive and, although you do not see Him, He sees you.

CTU

Perhaps you are puzzled about how to believe in the Lord Jesus. Think of a boy, we will call him Anthony. He climbed a high wall in an old tumbledown house, his favourite hideout. When he tried to get down, he couldn’t make it. It grew dark and he was alone. Then he heard footsteps and his father’s voice. “I’m stuck, Dad,” he called. His dad came closer and spoke gently, “Just jump, Anthony, and I’ll catch you.”

Anthony knew his father was a strong man, so he jumped. His father caught him. Anthony believed in his father and trusted himself to him. You believe in the Lord Jesus, when you trust yourself to Him. He will hear you as you talk to Him quietly in your heart. Tell Him something like this, “Lord Jesus, I am sorry for all the wrong I have done. Thank You for dying, so that I could be forgiven. Please forgive me now.” If you trust in Him, you receive forgiveness of sins. It will be as if every sin is wiped out from that huge book. None will ever be

CTU

Review game

"Jump to it"

Materials:

- A ruler or a tape measure.

Instructions:

Divide the children into two teams and ask questions, alternating between the teams. If a child answers a question correctly, give his team 100 points. Ask the child to do a standing jump from a point marked on the floor (ie stand with feet together and jump forwards while keeping his feet together). The distance the child jumps should then be added to their score.

written there any more, for the wrong you do tomorrow, next week or next year is also forgiven, but of course you should tell Jesus you are sorry when you do sin. You will never be punished for your sin. You will be ready to live with God for ever and ever. It is just wonderful to be forgiven.

CONCLUSION**Flashcard 2-8**

The man who had been brought by his friends was so happy. His sin was gone and his sickness was gone. He could move his arms and legs. He could walk. The people, who would not move to let him and his friends through when they arrived, now moved aside to let him walk through. I am sure his friends hurried down the outside steps to meet him. Everyone was excited and thrilled. "We have never seen such a thing!" they exclaimed. "This is something only God can do!"

Walking home that day was very special for this man. He was completely healed and completely forgiven. How good and kind the Lord Jesus had been to him.

The Lord Jesus loves you too. He wants to forgive your sin, right now. (*Show the central truth visual.*) If you are truly sorry that you have disobeyed God, won't you ask the Lord Jesus to forgive you right now? Then all your sin will be forgiven and forgotten by God. Remember the promise in the Bible (*read the verse from your Bible*), "In Him [Jesus Christ] we have ... the forgiveness of sins" (Ephesians 1:7).

**REVIEW QUESTIONS**

1. The man in our lesson today had two problems. Can you tell me one of them? (He was paralysed—he could not walk.)
2. What was the other problem he had? (He had disobeyed God—he was a sinner.)
3. The four friends decided to take their friend to Jesus. What was the problem when they got to the house? (There were so many people there that they could not get into the house.)
4. How did they get into the house? (They made a hole in the roof and lowered their friend down into the house.)
5. What was the first thing that Jesus said to the paralysed man? ("Son, your sins are forgiven.")
6. Why were some men angry when Jesus said this? (Jesus had claimed to be able to forgive sins and only God can forgive sins.)

7. How did Jesus know what they were thinking? (He is God and knows everything.)
8. Can you give me an example of a sin which could be in our lives? (Answers will vary. Examples in the text include not turning off the TV, when Mum said you should; quarrelling with your sister; slamming the door in bad temper; thinking mean thoughts about a girl in school; telling a lie to get out of trouble; cheating in a school test; not thinking about God today.)
9. Can you give me another example? (Answers will vary.)
10. What else did Jesus say to the paralysed man? (“Get up, take up your mat and go home.”)

The trial and crucifixion of Christ

This page has been designed for you to photocopy and place in your Bible as a ready reference.

Lesson overview

Scripture	Matthew 26:57—27:66, John 19 and Luke 23:39-43.				
Memory verse	"... Christ died for our sins according to the scriptures" (1 Corinthians 15:3).				
Central truth	Jesus Christ took the punishment for our sin.				
Application for unsaved	Trust in the Lord Jesus and you will belong to Him always.				
Application for saved	There is no application for the saved child in this lesson.				
Visual aids	<table> <tr> <td>Lesson</td> <td> <ul style="list-style-type: none"> Flashcards 3-1 to 3-8. Central truth visual: "Jesus Christ took the punishment for our sin." Optional: Bible Timeline. </td> </tr> <tr> <td>Memory verse</td> <td> <ul style="list-style-type: none"> Memory verse visual: 1 Corinthians 15:3. The words "history" and "His story" written out on heavy paper or card. </td> </tr> </table>	Lesson	<ul style="list-style-type: none"> Flashcards 3-1 to 3-8. Central truth visual: "Jesus Christ took the punishment for our sin." Optional: Bible Timeline. 	Memory verse	<ul style="list-style-type: none"> Memory verse visual: 1 Corinthians 15:3. The words "history" and "His story" written out on heavy paper or card.
Lesson	<ul style="list-style-type: none"> Flashcards 3-1 to 3-8. Central truth visual: "Jesus Christ took the punishment for our sin." Optional: Bible Timeline. 				
Memory verse	<ul style="list-style-type: none"> Memory verse visual: 1 Corinthians 15:3. The words "history" and "His story" written out on heavy paper or card. 				

Suggested programme

Before club	Complete attendance record as the children arrive.
Opening	Welcome, prayer, snack, establish rules.
Song	A song about how Jesus took the punishment for our sin.
Memory verse	1 Corinthians 15:3. Repetition: actions; or eye test.
Song	A song about how we can belong to God.
Bible lesson	The trial and crucifixion of Christ.
Song	A song about how to ask Jesus for salvation.
Review game	Wipe out.
Closing	Announcements, prayer, memory verse tokens.

The trial and crucifixion of Christ

This page has been designed for you to photocopy and place in your Bible as a ready reference.

You may wish to read from God's Word the Scripture verses listed.

Scripture:

Matthew 26:57—27:66.
John 19.
Luke 23:39-43.

Memory verse:

"... Christ died for our sins according to the scriptures"
(1 Corinthians 15:3).

Central truth:

Jesus Christ took the punishment for our sin.

Application for unsaved:

Trust in the Lord Jesus and you will belong to Him always.

Application for saved:

There is no application for the saved child in this lesson.



I. INTRODUCTION

Black flashcard (representing sin)
(Romans 3:12b)

CT

II. PROGRESSION OF EVENTS

A. Jesus appears before the high priest
(Matthew 3:17, John 10:30-31)

CT

B. Jesus appears before Pilate
(2 Corinthians 5:21)

CT

C. The soldiers beat Jesus (1 Peter 1:18-21)

CT

D. Jesus is given a wooden cross to carry and He is crucified (Isaiah 53:5)

CT

E. Jesus—"Today you will be with Me in Paradise"
(Luke 23:42, Luke 23:43)

CT, CTU

III. CLIMAX

Jesus dies (1 Corinthians 15:3, Matthew 27:46, John 3:16)

CT, CTU

IV. CONCLUSION

Jesus is buried (John 3:16)

CTU



MEMORY VERSE

“... Christ died for our sins according to the Scriptures” (1 Corinthians 15:3).

INTRODUCTION

(On a piece of card write the words “history” and “His story” and ask the children to read them.) Some people think that the Bible is just about history. Things that happened in the past, but it is about His story, God’s story. It is about God’s Son the Lord Jesus, why He came and what He did. That’s what today’s memory verse tells us.

PRESENTATION

Ask a child to read the verse from the Bible, then read it yourself from the visual. Remind the children that God’s Word tells His true story and it’s a love story. Have the children repeat the verse together. You may want to begin with, “The Bible says in 1 Corinthians chapter 15 verse 3.”

EXPLANATION

God’s story began before He made the world. He knew we would disobey Him and that He always punishes sin. But He loved us very much, so He planned to make a way for us to be rescued from the punishment we deserve.

At the right time, God sent Jesus into the world to be our rescuer. Jesus never disobeyed God so He did not deserve to be punished. God allowed cruel soldiers to put Jesus to death by nailing Him to a wooden cross. While Jesus was dying on the cross, God placed the punishment for sin on Him. God treated Jesus like the sinners we are.

“Scriptures” is another word for the Bible. “According to the Scriptures” means that Jesus’ death happened just like God said it would earlier in the Bible. Because Jesus died God can rescue us—just like He planned.

APPLICATION

Unsaved: God loved you so much that He made a way for you to be rescued from the punishment you deserve for your sin. Jesus’ death is an amazing part of God’s love story for you. The Lord Jesus died for your sin! He is alive today. If you ask Him to rescue you, He will do it! Will you pray to Jesus? Tell Him how sorry you are for your sin and ask Him to rescue you. If you do this, you will never have to be punished for your sin. You will belong to God and one day go to be with Him in Heaven.

REPETITION

Actions. Use the following actions while repeating the verse:

- “Christ died”—make a cross with your arms or fingers.
- “our sins”—point to yourself.
- “according to the Scriptures”—put your hands together like an open book.

Intersperse the **explanation**, **application** and **repetition**.

Eye test. Let's pretend we are having our eye-sight checked. Ask the children to cover one eye while repeating the verse. Now cover the other eye and repeat the verse. For the final repetition, you could ask those children who think they know the verse to close both eyes while repeating it.



LESSON

INTRODUCTION

Flashcard 3-1

(As you tell the following story, either you or a helper should show the black card—flashcard 3-1—at the parts in the lesson marked ✨. Before telling the story, explain to the children that you want them to think why the black card was shown at particular points.)

Alice curled up under the blankets and tried not to think of school. “Alice, are you out of bed? We’re late already,” called her Mum. “Yes, Mum, I’m up,” ✨ she replied and pulled the blankets tighter around her.

After a short time she heard footsteps on the stairs, so she quickly leapt out of bed. Everything was such a rush. She dressed quickly, gobbled her breakfast, forgot to clean her teeth, bundled her school books together and dashed off, forgetting her lunch. At the school gate she met Susie—“Smarty Susie”.

“Did you get all your homework done?” asked Susie. “Of course, it was easy,” lied Alice ✨ and hurried ahead!

“Hi, Alice!” called Phil. “You came with Smarty Susie, I see,” and he grinned wickedly. “She’s a pain. Actually, I hate her,” muttered Alice. ✨

Soon they were all in class. Some of Alice’s work was wrong. Angrily, she thumped her books on the desk, ✨ because she had to do it over again as the others started craft time. At last she could join the others, as they painted models. This was something Alice did very well. All too soon the paints and brushes had to be put away.

“Is everything in the cupboard?” asked the teacher. “Yes,” replied Alice, pretending not to see the brush lying on the floor. ✨ She hurried out with the others.

(Discuss with the children why the black card was shown.) The black card was shown every time Alice displeased God. She told lies, she was mean and angry. All of these are disobeying God’s commands.

If someone were to show a black card every time you or I disobey God, it would be seen very often. Not one of us lives the way God wants us to live. The Bible says *(read the verse from your Bible or have an older child read it)*, “There is none who does good, no, not one” (Romans 3:12b). Nobody lives a perfect life, doing only good. Only once was there a person who

CT

could never have had a black card shown about anything He did. That was the Lord Jesus Christ. He lived a perfect life. He never lied. He was never mean or hateful.

People watched Him very, very closely to see if they could discover something they could blame Him for.

PROGRESSION OF EVENTS

Flashcard 3-2

One night His enemies arrested Him. They were going to bring Him to a kind of court. Their problem was that they could find nothing to blame Him for. They even paid men to tell lies about Him; but as these men told their story in court, no-one believed it. Everyone knew they had made it up.

(If you are using the Bible Timeline, show the children when Jesus lived as well as other events with which they are familiar.)

At last the judge, who was also a priest, turned to the Lord Jesus Christ and asked, "Are You the Son of God?" The Lord replied, "I am." "This is all we need!" exclaimed the judge angrily. "He must die for saying such a thing," the others agreed.

CT

Was it wrong for Jesus Christ to say He was God's Son? No! He was telling the truth. The Bible tells us many times that He is God's only Son. He had lived for ever in Heaven with God the Father, before coming to earth. God had even spoken aloud from a cloud and said, "This is my dearly loved Son" (from Matthew 3:17).

But the Jewish leaders would not believe this. They hated Him when He said, "I and My Father are one" (John 10:30). They were determined that He should die for saying such things. So they passed the death sentence on Him. They knew that the Roman governor, Pontius Pilate, would have to agree. Before sending Him to Pilate, they punched Him and spat in His face.

Flashcard 3-3

In Pilate's hall, the Roman governor looked at the man before him. "The Jews are envious of Him; that is why they bring Him here," he thought.

Then Pilate asked the Lord Jesus questions, but the Lord remained silent. Pilate knew He was a good man and He did not deserve death. As the Roman governor was thinking about what he should do, he received a message from his wife. "Have nothing to do with this good man!"

Pilate knew his wife was right, but he also knew that he would be very unpopular—he might even lose his job—if he let the prisoner go free. "What wrong has He done?" he asked the Jewish leaders.

CT

They could not mention any wrong, for Jesus never sinned. In the Bible we read that He had no sin (2 Corinthians 5:21). That means He never thought a wrong thought. He never

said a wrong word. Everything He did pleased God. He was not guilty.

But the Jews were chanting, “Crucify Him! Crucify Him!” (When someone was nailed to a cross and died like that, it was called being crucified.)

Pilate was too scared to do the right thing, so he took a basin and washed his hands to show that he would not take the blame for the death of this man. “I find no fault in this man,” he said. “You take Him and crucify Him.”

Flashcard 3-4

That was all that the Jewish leaders wanted to hear. Their hated enemy would die.

Meanwhile Pilate allowed the soldiers to beat the Lord Jesus. Then they put a scarlet robe and a crown woven out of sharp thorns on Him. They mocked Him, saying, “Hail, King of the Jews!” They spat on Him and beat Him again. The Lord Jesus did not shout at them or hit back. He took it all quietly.

He could have destroyed all His enemies, for He is God; but He did not. He went through all that suffering, because He loved you and me. He knew that, just like Alice about whom we heard at the beginning, we displease God many, many times. He knew that we could never live with God, because of our sin. Even before God made the world, He planned to send His Son to take away our sin (1 Peter 1:18-21). The Lord Jesus knew He had to go through the mocking and beating if He was going to carry out God’s plan.

CT

Flashcard 3-5

The soldiers roughly took off the scarlet robe and gave the Lord Jesus a large wooden cross to carry. This was the cross to which He would soon be nailed. It was heavy, and He was weak from the beatings, so He stumbled and fell. The soldiers then forced another man to carry the cross to Calvary Hill.

There the soldiers laid the cross on the ground and nailed the Lord Jesus to it. They hammered big nails into His hands and feet. Then they lifted the cross and set it upright in the ground. There hung the perfect Son of God, and His precious blood poured out.

How cruel and unfair! How painful for the Lord Jesus! The Bible tells us that (*read the verse from your Bible or have an older child read it*) “He was wounded for our transgressions” (Isaiah 53:5). “Transgressions” means disobedience to God. Those wounds the Lord suffered were because of our disobedience. (*Show the central truth visual.*) He, the Son of God, was taking our blame and our punishment.

CT

CT

CTU

Make yourself available for personal counselling. (Be sure to comply with the Child Protection Policy of your country.)

Flashcard 3-6

The people who were watching there at Calvary Hill did not understand. His friends were broken-hearted that such a good, dear friend should be treated so cruelly. His enemies were glad. They would not have to worry about His miracles or teaching any more.

Two other men—thieves—were being crucified also. They were being punished for doing very bad things. They looked at the Lord Jesus as He hung on the cross between theirs. One of them spoke very roughly to Him. “Come on, get us out of this trouble!”

They were not sorry for the wrong they had done; they just wanted the Lord Jesus to get them out of this terrible punishment and death. He did not answer them.

Then one of the thieves stopped cursing and speaking roughly. Suddenly he began to understand. He spoke to the other thief. “Be quiet! Can’t you see that we deserve what we are getting? This man does not.” This thief seems to have understood that very soon he would die. Then he would meet God.

How dreadful to meet the great, pure, good God, if you have sin and wrong in your life.

But who could help him? At that moment he was very sorry for living in such a bad way. Somehow he knew that the Lord Jesus could help him. So turning to the Lord Jesus, he said, “Lord, remember me when You come into Your kingdom” (Luke 23:42).

Even though He was suffering so much, the Lord Jesus loved that thief. He answered, “Today you will be with Me in Paradise,” that is where God is (Luke 23:43). *(Read the verses from your Bible or have an older child read them.)*

The Lord Jesus was being punished for all the thief’s sins too. So He could take away all his sin and make him ready to meet God. The Lord Jesus can do the same for you today. If you too are really sorry and ask the Lord Jesus to take all your sin away, He will do it. *(Show the central truth visual.)* Perhaps you want to do this, but you are not sure how. I would be glad to show you again from the Bible. When the others leave, please stay in your seat. Then I will know that you want to talk about this. I will be happy to show you what God says in the Bible. You need the Lord Jesus to take away your sins, just as the thief did. How wonderful it was that he could die, knowing he would live for ever with God.

Think of how the Lord Jesus was suffering for that thief, and for us. But worse was still to come.

CLIMAX**Flashcard 3-7**

At twelve o'clock in the middle of the day the sky became dark. Normally, at that time the sun was high in the sky. Now there was a strange, thick darkness for three long hours.

There in the darkness God punished His only Son, as if He had told lies, hated people, murdered people, thought jealous thoughts, stolen, used bad language and every other wrong. We know that the Lord Jesus Christ had never done anything wrong. *(Show the central truth visual.)* He took our punishment— *(read the verse from your Bible or have an older child read it)* “Christ died for our sins” (1 Corinthians 15:3). The punishment was so dreadful that we cannot even understand it.

CT

Suddenly a cry was heard in the darkness, “My God, My God, why have You left me?” (From Matthew 27:46.) It was the Lord Jesus calling out to God.

His Father had left Him, because the Lord Jesus was taking our sin on Himself. God is so good that He cannot even look on sin. This was the only time He had ever left His Son.

CT

At last the suffering was over. The Lord Jesus called out, “It is finished!” and then He died.

He had done all that was needed to take away our sin. Does that mean that everyone's sin is taken away and everyone will live with God in Heaven? No! The Bible makes it very clear that you need to trust the Lord Jesus to take away your sins. Only then will your sin be taken away, and only then will you be ready for Heaven.

CTU

Suppose you were very sick and a doctor gave you medicine. He said, “Take this medicine and you will soon be better.” If you put the medicine beside your bed and look at it, will you get better? Of course not! You need to take it. It is the same with that big problem of your sin. You have heard today of what the Lord Jesus has done for you. But hearing about Him will never take away your sin and save you from God's punishment. You need to ask the Lord Jesus to take away your sin, if you are truly sorry and want to be different. He can do that for you, because He did not stay dead. He is alive today. The Bible says *(read the verse from your Bible or have an older child read it)*, “For God so loved the world that He gave His only begotten Son, that whoever believes in Him should not perish [that means to be away from God and punished for ever] but have everlasting life” (John 3:16). If you trust or believe in the Lord Jesus, you will not be punished for ever for your sins. *(Show the central truth visual.)* Rather you will have eternal life—

CTU

Review game

"Wipe out"

Materials:

- Whiteboard or a large sheet(s) of paper and a marker.
- A ball and a bucket or waste paper bin.

Instructions:

Draw the letter 'X' 20 times (two groups of ten) on a whiteboard or large sheet of paper. Divide the children into two teams. Each team begins with 10 Xs. The winning team will be the one with the most Xs left at the end. Each time a child answers a question correctly he may wipe out (or scribble out) one of the other team's Xs. If he can also throw a ball into a bucket or waste paper bin from a point you have marked on the floor, he may wipe out a second X (ie a total of two Xs can be removed per question).

you will know God and belong to Him always. This is why God's only Son suffered and died.

CONCLUSION**Flashcard 3-8**

His friends did not yet understand this. Sadly a few of them took His dead body from the cross. Carefully they wrapped up His body and put it into a tomb. "We will never see Him again," they thought.

They did not know that a wonderful surprise was awaiting them! The Lord Jesus came back to life! He is alive today. So you can ask Him to take away your sin. He can live in your life and help you to live for Him. He is alive and you can know Him.

In the Bible we read that anyone who believes in Him will not perish, but have everlasting life (John 3:16). (*Read the verse from your Bible or have an older child read it.*) What will happen to those who do not trust Him? They will perish, they will be punished for ever and ever.

What are you going to do? Won't you trust the Lord Jesus now? If you are sorry for the wrong in your life and want it all taken away, tell the Lord Jesus about it now just quietly where you sit. You might say something like this: "Dear Lord Jesus, I know You suffered and died for me. Thank You so much. Please take away my sin. I want to belong to You for ever. I want to live in a way that pleases You." If you trust Him, you will "not perish but have everlasting life" (John 3:16).

**REVIEW QUESTIONS**

1. When Jesus' enemies arrested Him, what did Jesus say that made them determined that He should die? (They asked, "Are You the Son of God?" and He answered, "I am"—He claimed to be God.)
2. What message did Pilate's wife send him? ("Have nothing to do with this good man!")
3. When Pilate asked the Jewish leaders what Jesus had done wrong, what did they answer? ("Crucify Him! Crucify Him!")
4. Two thieves were crucified with Jesus. One mocked Jesus. What did the other ask Him to do? ("Lord, remember me when You come into Your kingdom.")
5. What strange thing happened in the middle of the day? (Normally at that time the sun was high in the sky, but when Jesus was crucified there was a strange, thick darkness for three hours.)

6. What did Jesus cry out just before He died? (“It is finished!”)
7. What did He mean? (He had done all that was needed to take away our sin.)
8. Does that mean that everyone’s sin is taken away and everyone will live with God in Heaven? (No—first you need to trust the Lord Jesus to take away your sins.)

The resurrection of Christ

This page has been designed for you to photocopy and place in your Bible as a ready reference.

Lesson overview

Scripture	John 20 and Luke 24:1-12.				
Memory verse	"... [He] made peace through the blood of His cross" (Colossians 1:20).				
Central truth	Because Jesus Christ rose again, you can have peace with God.				
Application for unsaved	Ask Jesus to take away your sin and then you will have peace with God.				
Application for saved	There is no application for the saved child in this lesson.				
Visual aids	<table> <tr> <td>Lesson</td> <td> <ul style="list-style-type: none"> • Flashcards 4-1 to 4-8. • Central truth visual: "Because Jesus Christ rose again, you can have peace with God." • Optional: Bible Timeline. </td> </tr> <tr> <td>Memory verse</td> <td> <ul style="list-style-type: none"> • Memory verse visual: Colossians 1:20. </td> </tr> </table>	Lesson	<ul style="list-style-type: none"> • Flashcards 4-1 to 4-8. • Central truth visual: "Because Jesus Christ rose again, you can have peace with God." • Optional: Bible Timeline. 	Memory verse	<ul style="list-style-type: none"> • Memory verse visual: Colossians 1:20.
Lesson	<ul style="list-style-type: none"> • Flashcards 4-1 to 4-8. • Central truth visual: "Because Jesus Christ rose again, you can have peace with God." • Optional: Bible Timeline. 				
Memory verse	<ul style="list-style-type: none"> • Memory verse visual: Colossians 1:20. 				

Suggested programme

Before club	Complete attendance record as the children arrive.
Opening	Welcome, prayer, snack, establish rules.
Song	A song about how Jesus has risen from the dead.
Memory verse	Colossians 1:20. Repetition: actions; or one more.
Song	A song about Jesus being the only Saviour.
Bible lesson	The resurrection of Christ.
Song	A song about how to ask Jesus for salvation.
Review game	P.E.A.C.E.
Closing	Announcements, prayer, memory verse tokens.

The resurrection of Christ

This page has been designed for you to photocopy and place in your Bible as a ready reference.

You may wish to read from God's Word the Scripture verses listed.

Scripture:

John 20.
Luke 24:1-12.

Memory verse:

"... [He] made peace through the blood of His cross" (Colossians 1:20).

Central truth:

Because Jesus Christ rose again, you can have peace with God.

Application for unsaved:

Ask Jesus to take away your sin and then you will have peace with God.

Application for saved:

There is no application for the saved child in this lesson.



I. INTRODUCTION

"What's wrong?"
"Old Mr. Bartholomew is dead"

II. PROGRESSION OF EVENTS

A. Jesus' body is in a sealed tomb (Exodus 20:17, Leviticus 19:18, Mark 12:31) **CT**

B. The women bring Peter and John the news that Jesus' body has been stolen

C. Peter and John go into the tomb **CT**

D. Jesus meets Mary Magdalene in the garden (Revelation 1:18) **CT**

E. Jesus' friends meet together

F. Jesus—"Peace be with you" (Hebrews 9:27, Colossians 1:20) **CTU**

III. CLIMAX

The disciples tell Thomas that they have seen Jesus

IV. CONCLUSION

Jesus shows Thomas the wounds in His hands (Romans 5:1) **CTU**



MEMORY VERSE

“... [He] made peace through the blood of His cross” (Colossians 1:20).

INTRODUCTION

Have you ever cut your knee and some blood came out? Perhaps you fell off your bike. Our blood flows around inside our bodies and keeps us alive. But when we are hurt some blood can ooze or flow out. Our verse talks about Jesus’ blood when He was hurt so badly and put to death on the cross.

PRESENTATION

Read the last part of Colossians 1:20 from your Bible and then from the visual. Explain that this is the last part of a longer verse. The word ‘He’ is not there in the Bible but we will learn it this way so that it makes sense. Ask the children to read it slowly from the visual.

EXPLANATION

When we disobey God, we stand against Him. We are His enemies and we fight against Him with our lies and greed and jealousy. We cannot end this war; we need someone to make peace between us and God.

“He” means Jesus. The Lord Jesus made it possible for there to be peace between us and God when He bled and died on the cross. It is not nice to think about the terrible pain that Jesus felt when He was dying on the cross, but that is not the worst part of what Jesus went through. The worst part was that God turned away from Him. Our fighting and rebellion was put on Jesus and God treated His own Son as His enemy.

APPLICATION

Unsaved: You can have peace with God because of Jesus’ death. Will you tell Him now that you are sorry for fighting against Him? Will you thank Jesus for dying for you? If you do, you will have peace with God. You will no longer be His enemy. You can have a special friendship with Him and be sure that you will go to Heaven when you die.

REPETITION

Actions. Each child will partner with the person beside them. (A leader can be a child’s partner if there is an odd number of children.) While repeating the reference and first two words, children should stand with their arms folded and their back to their partner. On the word “peace” children should turn around to face each other (ie no longer standing against each other as enemies). For “blood of His cross” make a cross with arms or fingers.

One more. Say the first word together; then the first and second words; then the first, second and third words. Continue adding one more word on each time until you have said the entire verse.

Intersperse the **explanation**, **application** and **repetition**.



LESSON

INTRODUCTION

“What’s wrong?” asked Martin when he met Stephanie, who looked very sad. “Old Mr. Bartholomew who lived in the flat above ours is dead,” she told him. “Oh!” Martin didn’t know what to say.

“He used to be very kind to me. He always gave me money on my birthday,” Stephanie murmured sadly. “Cheer up! You can’t change it by being glum,” said Martin.

“But I am sad. I’ll never see him again. What does it mean to be dead anyway?” continued Stephanie. Martin was not sure of the answer to that question. He had heard his big brother talk about it. “When you die, that is the end of you,” he answered. But that made Stephanie even sadder. Neither she nor Martin knew what God tells us in the Bible about death.

God tells us that when someone dies, that is not the end of that person. The person’s body may be buried, but the part of the person that thinks, loves, is happy or sad, lives on. The Bible calls that part your soul. Your soul, the real you, lives on after you die.

CT

PROGRESSION OF EVENTS

Flashcard 4-1

The friends of the Lord Jesus knew that His soul was not dead. But they were very, very sad. He was dead; they were sure of that. His body had been wrapped up in cloth and put in a tomb, or a cave. A huge stone had been rolled over the entrance of the tomb and soldiers guarded it. Jesus’ friends had never felt so upset or so puzzled.

“How could the Son of God die?”

“He was so good, but He suffered the worst death of all. It is unfair.”

“We will never see Him again. He is dead.”

Probably they were thinking like that. They did not yet understand that the death of the Lord Jesus was something God had planned. Every person—you, you, you and you, and me too—fights against God.

God commands, “You shall not covet” (Exodus 20:17). Your friend got a brand new bike, you got a second-hand one and you are unhappy and jealous. God commands, “Love others as much as yourself” (from Leviticus 19:18 and Mark 12:31). But you think mean thoughts about others, you bully others, or you quarrel with others. By disobeying God, you are saying to God, “No! I won’t go your way!” You fight against Him. Of course God is displeased with all who fight against Him.

CT

But God loves us so much that He planned that His only Son would die, so that there could be peace between us and God.

(Show the central truth visual.)

His friends would never forget that awful day. The next day was sad and lonely. It seemed like every day would be just the same. They had hoped for so much, but their hopes were shattered.

Flashcard 4-2

Early on Sunday morning two of the Lord Jesus' friends, Peter and John, were very surprised when some women ran to them. The women were very upset.

"They have taken away the Lord's body out of the tomb," they gasped. "We don't know where they have put it."

"We went to the tomb very early to put some spices on the Lord's body. The great stone was rolled away. The body's gone. You must help!"

John and Peter were sad to think that the enemies of the Lord Jesus would do such a thing. They hurried off to see for themselves. John got there first. He stooped at the entrance and looked in. He was amazed at what he saw. Then Peter arrived. He brushed past John and went right into the tomb. He too was amazed.

Flashcard 4-3

There, before their very eyes, were the cloths that had been around the Lord's body. They were neat and in order. The body of the Lord Jesus was not there. It was clear to Peter and John that enemies had not stolen it. Something else had happened.

The Lord Jesus Christ had come back to life. He was not in the tomb, because He was alive! Nobody had ever done this before. It is something only God could do. By making Him alive again, God was showing everybody that the Lord Jesus truly was His Son.

John and Peter left the tomb, no longer sad or upset. As they walked home, they were probably very happy. Probably they remembered what the Lord had told them many times—that, after His death, He would live again. Yes, He was alive. He was not in the tomb. But where was He?

Flashcard 4-4

Peter and John did not know that the Lord Jesus was actually in the garden where His tomb was. Someone else was in the garden too. It was Mary Magdalene, another friend of the Lord Jesus. She was heartbroken, for she still believed the story that His body had been stolen. Through her tears she saw a man who spoke kindly to her. "Woman, why are you crying?"

CT

She replied tearfully, "Sir, if you have taken His body, please tell me where it is."

The man said, "Mary!"

She knew that voice. She looked at Him again. It was the Lord Jesus. "Master!" she cried. It was the real Lord Jesus Christ. The body had not been stolen. He was right beside her, talking and alive!

"I am going back to my Father," He told Mary.

Soon He was going back to Heaven. He would never die again. In the Bible the Lord Jesus says (*read the verse from your Bible or have an older child read it*), "I am He who lives, and was dead, and behold, I am alive forevermore" (Revelation 1:18). Those who have trusted the Lord Jesus to take away their sins will live with Him for ever. Life with the Lord Jesus never ends, for He will never die again. But those who do not trust Him to take away their sins, are still God's enemies. They will not live with Him. They will go to a place called Hell, a place of punishment.

Mary Magdalene was one of those whom the Lord Jesus had forgiven. She was excited to talk with Him again. She ran to tell His friends, "I have seen the Lord!"

Flashcard 4-5

Sunday was not the long, sad day they had expected. Little by little they discovered what had happened. Very early in the morning an angel had come and rolled the stone away so that the people could see that the Lord Jesus was not in the tomb. Soldiers had been on guard and they fled in terror when that happened.

On Sunday evening the friends of the Lord Jesus gathered together. They had a lot to talk about. Some had seen the Lord, others had not. Some had heard an angel speaking to them, others had not. They made sure, however, that the doors were securely locked. The Jewish leaders might try to arrest them too. That thought made them very afraid.

Flashcard 4-6

Suddenly an amazing thing happened. The Lord Jesus was there in the room. He had not opened a door, yet He had come in. There was something different about Him now. He could come in and go out without opening the door. But His body was real. Some had already touched Him, others had watched Him eat. Now all of them could see Him. They maybe even gasped in surprise.

Then He spoke to them. "Peace be with you," He said. Did He mean that they should not quarrel with each other? No, He meant that they did not need to worry or be afraid. He was there.

CT

CT

There are things that you and I should worry about. You should worry about the way you disobey God; you are fighting against God. You should be afraid of what will happen when you die, if you go on disobeying God. The Bible says that when you die, the real you will meet God (Hebrews 9:27). How frightening to meet God if you are still His enemy, still fighting against Him. God would have to punish you for ever and ever for that.

But the Lord Jesus was saying “Peace” to His friends. Then He showed them something to help them understand why they could have peace. He pulled back the robe so that they could see the sword wound in His side. He held out His hands so they could see the marks of the nails. *(If you are using the Bible Timeline, show the children when Jesus lived, died and rose again.)*

CTU

He had died for them, and for us. He died to make peace between us and God. Sometimes when there is a war someone tries to get the two sides to stop fighting. The only way there could be peace between us and God was if God’s only Son died for all our wrongdoing. He did that. *(Show the central truth visual.)* He gave His blood to bring you and God together. He “made peace through the blood of His cross” (Colossians 1:20). *(Read the verse from your Bible or have an older child read it.)* When God brought Jesus back to life, He showed that the death of His Son did make peace between us and God. When you are sorry that you have been fighting against God and ask the Lord Jesus to take away your sin, then there is peace between you and God. You are no longer God’s enemy. Then you do not have to worry about what happens when you die. God will take you to Heaven to live with Him for ever. It is wonderful that the Lord Jesus is alive.

CLIMAX

Flashcard 4-7

All His friends in that room were very excited. But there was one who was missing—Thomas. Of course the others told him, “We have seen the Lord.” They told him what they had seen and heard. But Thomas exclaimed, “I cannot believe it, not until I see the marks of the nails, not until I touch them.”

Do you think Thomas had peace inside? No! For eight long days he watched the others who were joyful and happy. But, for Thomas, their story seemed too wonderful to be true. Perhaps he thought, “If it is true, I don’t want to miss Him again.” He did, however, make sure that he was often with the other disciples.

CONCLUSION**Flashcard 4-8**

Eight days passed and the same thing happened. The Lord Jesus came through closed doors.

Once more He said, "Peace be with you." Then He said, "Thomas, put your finger in the wounds. Do not go on doubting—believe." The Lord Jesus wanted Thomas to believe too. That one man was important to Him.

You too are important to Him, just you. (*Show the central truth visual.*) He wants you to stop fighting against God. He wants you to believe that He died to make peace between you and God. He is alive today. Although you cannot see Him, you can be just as sure as Thomas was at that moment.

Thomas said in awe and wonder, "My Lord and my God." Thomas believed. That day changed his life. Now he had the peace the others had. He knew for sure that the Lord Jesus was alive.

You cannot see the Lord Jesus today, for He is in Heaven, but you too can believe in Him. (*Show the central truth visual.*) Do you want to stop fighting against God and disobeying Him? Do you know that Jesus Christ died to bring peace between you and God? Won't you believe in Him now? You can speak to Him just where you are sitting. You don't need to speak aloud. Tell Him something like this, "Lord Jesus, I am sorry for disobeying God and fighting against Him. Please let there be peace between us now. Thank You for dying to make that peace." God promises that, if we trust in the Lord Jesus Christ (*read the verse from your Bible*), "we have peace with God" (Romans 5:1) and when we die, we will live with Him for ever and ever.

CTU**CTU****REVIEW QUESTIONS**

1. What message did the women bring after they had visited Jesus' tomb? ("They have taken away the Lord's body out of the tomb and we don't know where they have put it.")
2. Which two disciples went to the tomb to see for themselves? (Peter and John.)
3. Who met the risen Jesus in the garden? (Mary Magdalene.)
4. Why did Jesus' friends lock the doors when they met together? (They were afraid that the Jewish leaders might try to arrest them too.)

Review game

"P.E.A.C.E."

Preparation:

Photocopy and cut out the template of the small letters (provided at the back of this book). Place the cards in a bag or turn them upside down so the children can't see the letters.

Instructions:

Divide the children into two teams and ask questions, alternating between the teams. If a child answers a question correctly, award 100 points to his team. The child may choose two letters. Award an extra 50 points for each letter that is in the word "peace". Award a bonus 50 points at the end if a team has all the letters of the word "peace".

5. What strange thing happened while they were together? (Jesus was suddenly there in the room with them—he had not opened the door, yet He came in.)
6. Which disciple was not there when Jesus appeared? (Thomas.)
7. When Jesus appeared to the disciples eight days later, what did He say to Thomas? (“Thomas, put your finger in the wounds. Do not go on doubting—believe.”)
8. What is the memory verse we learned today? (“... [He] made peace through the blood of His cross”—Colossians 1:20.)

The great King

This page has been designed for you to photocopy and place in your Bible as a ready reference.

Lesson overview

Scripture	Matthew 28:16-20, Acts 1:1-11, Revelation 1:9-19 and Revelation 22:20.				
Memory verse	In a <i>5-Day Club</i> review Colossians 1:20. In a one-time meeting teach: "... Every tongue should confess that Jesus Christ is Lord ..." (Philippians 2:11).				
Central truth	Jesus Christ is King.				
Application for unsaved	Ask Jesus to save you from sin and be your King.				
Application for saved	There is no application for the saved child in this lesson.				
Visual aids	<table> <tr> <td>Lesson</td> <td> <ul style="list-style-type: none"> Flashcards 5-1 to 5-8. Central truth visual: "Jesus Christ is King." Optional: Bible Timeline. Map (see back cover). </td> </tr> <tr> <td>Memory verse</td> <td> <ul style="list-style-type: none"> Memory verse visual: Colossians 1:20 or Philippians 2:11. </td> </tr> </table>	Lesson	<ul style="list-style-type: none"> Flashcards 5-1 to 5-8. Central truth visual: "Jesus Christ is King." Optional: Bible Timeline. Map (see back cover). 	Memory verse	<ul style="list-style-type: none"> Memory verse visual: Colossians 1:20 or Philippians 2:11.
Lesson	<ul style="list-style-type: none"> Flashcards 5-1 to 5-8. Central truth visual: "Jesus Christ is King." Optional: Bible Timeline. Map (see back cover). 				
Memory verse	<ul style="list-style-type: none"> Memory verse visual: Colossians 1:20 or Philippians 2:11. 				

Suggested programme

Before club	Complete attendance record as the children arrive.
Opening	Welcome, prayer, snack, establish rules.
Song	A song about Jesus the King.
Memory verse	Review Colossians 1:20 or teach Philippians 2:11. Repetition: every tongue (this idea can only be used if you are teaching Philippians 2:11); or volume control.
Song	A song about how Jesus can be our King.
Bible lesson	The great King.
Song	A song about how to ask Jesus to be your King.
Review game	Who says?
Closing	Announcements, prayer, memory verse tokens.

The great King

This page has been designed for you to photocopy and place in your Bible as a ready reference.

You may wish to read from God's Word the Scripture verses listed.

Scripture:

Matthew 28:16-20.
Acts 1:1-11.
Revelation 1:9-19.
Revelation 22:20.

Memory verse:

In a *5-Day Club* review
Colossians 1:20.

In a one-time meeting
teach: "... Every tongue
should confess that
Jesus Christ is Lord ..."
(Philippians 2:11).

Central truth:

Jesus Christ is King.

Application for unsaved:

Ask Jesus to save you
from sin and be your
King.

Application for saved:

There is no application
for the saved child in this
lesson.



I. INTRODUCTION

"That was the tree we had our tree-house in!"

II. PROGRESSION OF EVENTS

A. The disciples are talking together **CT**

B. Jesus—"You must go everywhere in the world,
telling people the good news" **CTU**

C. Jesus goes back to Heaven **CT**

D. The disciples spread the Gospel and many
believe (Isaiah 53:6) **CTU**

E. Stephen is arrested and stoned to death
(Matthew 28:20) **CTU**

F. John is arrested and becomes prisoner on an
island

III. CLIMAX

John sees Jesus (Revelation 1:17-18,
Revelation 22:20) **CTU**

IV. CONCLUSION

One day Jesus will come back (Luke 12:40,
Isaiah 43:25, Revelation 22:20) **CTU**



MEMORY VERSE

(In a 5-Day Club review Colossians 1:20. In a one-time meeting teach Philippians 2:11.)

“... Every tongue should confess that Jesus Christ is Lord” (Philippians 2:11).

INTRODUCTION

Stacey loved playing games (you may wish to use an example that is relevant to your group—eg a computer game or snakes and ladders) with Aunt Julie, but not when her aunt won. Aunt Julie would tickle her until she could take it no longer and had to say out loud, “Aunt Julie is the champion!” She didn’t like having to admit that. Our Bible verse tells us something that God wants everyone to admit.

PRESENTATION

Read the verse from your Bible. Explain that this is part of a longer verse from God’s Word, the Bible. It is from the second part of the Bible called the New Testament and can be found in the book of Philippians. Read the verse from the visual.

EXPLANATION

We use our tongue when we speak. “Every tongue should confess” means everyone should say for sure or accept that it’s true. What does God want us to be sure about? That Jesus is Lord. He is the Lord of the whole universe and wants you to accept Him as Lord of your life. We do not confess Jesus as Lord while we continue to live to please ourselves instead of obeying God. We need to allow Jesus to rule over everything we think and say and do. He needs to be our boss.

APPLICATION

Unsaved: This is not a game like Stacey played and had to say that her aunt was champion—this is very important. When the Lord Jesus comes back to earth you will see with your own eyes that everything the Bible says about Him is true, but it will be too late to trust Him. “**Every** tongue” means **you** too. God wants **you** to accept Jesus as Lord and King of your life today. If you are really sorry for not giving Jesus His right place in your life, pray to Him today. Ask Him to rescue you from sin. Then you can say for sure, “Jesus is my Lord!”

REPETITION

Every tongue: “Every tongue” means everyone. This includes the people in Australia (hold the memory verse visual upside down and repeat the verse), in China to the east (hold the visual sideways and repeat the verse) and in America to the west (turn visual to other side and repeat the verse). It includes everyone in the whole world. (Rotate visual slowly while repeating the verse.)

Volume control. When the memory verse visual is held up high the children should repeat the verse in a loud voice (not shouting). When the visual is held low down they should speak quietly. When it is in between, they should speak normally. (If you hold the verse upside down, high is quiet and low is loud!)

Intersperse the **explanation**, **application** and **repetition**.



LESSON

INTRODUCTION

“That was the tree we had our tree-house in!” exclaimed Simon.

He and his brother were visiting the farm where they used to live.

“And, look, that is the pond we raced our boats in,” said Patrick.

“Remember the day you fell in, Patrick, and then tried to sneak indoors without Mum seeing you?” said Simon.

“Isn’t it fun to come back and visit the farm—there is so much to remember!” replied Patrick.

PROGRESSION OF EVENTS

Flashcard 5-1

The friends of the Lord Jesus Christ had lots to remember too, as they spent time together around Galilee. They remembered how with just five loaves and two fish, the Lord Jesus had fed more than 5,000 people on the hillside. They would never forget the night they had been caught in a storm on the lake. The Lord Jesus had commanded the storm to stop, and it obeyed Him! Often they had sat by the lake shore listening to Him teaching. The place was full of memories! It was so thoughtful of Him to send a message, that He would meet them in Galilee again.

“There’s the Master,” someone said and pointed to a person in the distance.

“No, that’s not Him,” another may have replied.

The figure came closer and they could see Him more clearly. “It is the Lord!” they exclaimed. They were thrilled that their Master and Teacher had not stayed dead.

He had died on a cross, but had shown that He is even more powerful than death by coming back to life. *(If you are using the Bible Timeline, show the children when Jesus lived, died and rose again.)*

They had seen Him and talked with Him several times already, but every time they saw Him, they were excited. He had been dead, but He was alive again! Now He was coming to tell them something very important.

Flashcard 5-2

“All authority [power] in Heaven and on earth has been given to Me,” He told them.

What? All power? Yes, God the Father had given His only Son the right and the power to do whatever He pleased. He could make any king, any government, any army, any person do what He wanted. His friends could hardly take it in. But He had more to say. “So, you must go everywhere in the world, telling people the good news.”

CT

What “good news” did the Lord Jesus want told to people all over the world? He wanted everyone then and now to know that He is God the Son, and that He died on the cross, taking the punishment we deserve for our sin. Of course He wants people to know that He is alive and can be King of people’s lives and take away all their sin. (*Show the central truth visual.*) God loves you and wants you to hear this good news too. But hearing alone will make no difference—you need to trust the Lord Jesus to save you from sin and to be your King. This was the good news which the disciples were to tell.

They wanted to tell it, but some of them may have been afraid. “What will happen to us? Maybe we will be arrested, or even killed.”

But the next thing the Lord Jesus said helped them not to be afraid. “I will always be with you,” He promised. He had all power, so wherever they were He could care for them.

Flashcard 5-3

Not long afterwards, however, it seemed as if He could no longer be with them. The Lord Jesus and His followers climbed a mountain just outside the city of Jerusalem, the Mount of Olives. (*Show Jerusalem on the map.*) There He talked with them, but did not sit down as He usually did. Rather, He stood and talked.

Once again He said, “You must go everywhere telling people about Me. I will always be with you.”

Then it happened! Slowly He started to go up, up, up. His friends were amazed and watched open-mouthed, until a cloud hid Him from their view. He had gone back to Heaven to His Father. His followers just kept on gazing up into the sky until they were surprised by two angels speaking to them.

“Why do you stand there looking up into the sky?” they asked. “This same Jesus will come back to earth in the same way as you have seen Him leave.”

The Lord Jesus has not yet come back to earth, but one day He will. Until then He rules from Heaven. Although the disciples could not see Him any longer, He would be with them all the time—of that they could be sure.

Flashcard 5-4

Can you remember what the Lord Jesus had told His followers to do? Yes, they were to go everywhere telling others about Him.

Suppose you came to a town where every person had a terrible sickness, a sickness that would kill them. If you knew of the only medicine that would make them well, what would you do? (*Allow the children to respond.*) Of course, you would tell them about the cure.

CTU

CT

CTU

CTU

It was like that for the disciples. All around were people who had disobeyed God. These people told lies, quarrelled, were jealous or angry. They did not love God.

It is just the same today. All people go their own way instead of God's way. The Bible says (*read the verse from your Bible or have an older child read it*), "We have turned, every one, to his own way" (Isaiah 53:6). That is why you and your brother quarrelled and yelled at each other. That is why you ate all the chocolate yourself and did not share it. You too have this problem. It is a far bigger problem than the worst sickness. God will punish those who disobey Him. That punishment comes after you die, and it lasts for ever and ever.

The followers of the Lord Jesus knew the answer to this problem. They started to tell others about it. Some of them told their families and friends. Some spoke to large crowds of people in the streets. Listen to them and you will hear the answer to the problem of the wrong things in your life.

"Jesus Christ is the special one whom God promised to send. He is God's only Son. He died for our sin, when He was nailed to the cross. But God brought Him back to life and made Him Lord and King over all."

Many of those who listened knew they needed to do something about the problem of their sin. They asked, "What must we do?" The followers of the Lord Jesus answered, "Turn from your wrong ways to the Lord Jesus—depend on Him to save you. When you do, all your sins will be wiped out and gone for ever."

Hundreds of people did just that. How exciting it was for the disciples to see all these people turning from their sinful ways and depending on Jesus Christ to wipe out their sins.

CTU

Make yourself available for personal counselling. (Be sure to comply with the Child Protection Policy of your country.)

When God wipes out your sins, they are all gone for ever! Perhaps you too would like to trust Him, but you are not sure how, or you have questions. Don't leave when the others go, just stay where you are and I will be happy to show you from the Bible how to trust the Lord Jesus. The disciples, too, were glad to spend time explaining this to people.

Flashcard 5-5

Not everyone was happy to see these Christians preaching. Many of the leaders were angry that people believed in Jesus Christ. They began to make life hard for the Christians. A young man called Stephen was stoned to death because he told others about the Lord Jesus. (From Acts 7:57-60.) Many were thrown into prison; others were killed with a sword. (From verses such as Acts 8:3.) Surely the Christians should stop telling others about the Lord Jesus! But they did not. They knew that their Lord was King over all and He allowed these things to happen. It was part of His plan. They knew that if people did not hear about the Lord Jesus and trust Him to save them, they would never, never live with God. So they kept on telling others.

Things got even worse when the Emperor wanted people to worship him as if he were a god. The Christians refused. “The Emperor is not Lord. Jesus Christ is Lord,” they said. Many were thrown to the lions and others were burned alive.

If you trust the Lord Jesus to take away your sin and be your King, some difficult things may happen to you. You will not be thrown to the lions, but some of your family may laugh at you. Perhaps you will be the only one in your class who will obey the teacher, or not cheat. It is hard to be different. Like the disciples, you too can remember the Lord Jesus’ promise, “I will be with you always” (Matthew 28:20). He is the King over all and He is with each one who loves Him. (*Show the central truth visual.*)

One of those who loved Him was John. He had been a very close friend of the Lord Jesus. He had seen many of his friends being killed and he himself had been imprisoned. But he did not give up.

Flashcard 5-6

When John was quite old, soldiers came once more. They roughly arrested John and took him on a boat. When he and the other prisoners were all on board, the boat sailed out to sea. Where were they being taken? After a time, away in the distance, they saw a tiny island. The boat headed towards the island and stopped there. John and the others were herded off and the boat sailed away. The island, called Patmos, was small—just 12 kilometres by 7 kilometres. This was their prison. No doubt there was a cruel master to make sure they did not escape and that they worked hard. Probably John’s work was chipping slabs of marble from the quarry. It was hot, hard work for an older man.

Often John may have thought, “The Lord is with me here; I know that, for He promised.” I am sure he remembered that the Lord Jesus was King over all. His King could free John from the island, if He wished. The Lord Jesus had a reason for John’s being there. Yes, He had a wonderful plan.

Flashcard 5-7

One Sunday morning, John saw the Lord Jesus. Yes, he actually saw Him! He was great and mighty, shining and bright—the way He is now in Heaven. It was all too wonderful for John. He fell unconscious at the Lord’s feet.

The Lord Jesus is the greatest and most powerful one of all, but He is also very kind and loving. He placed His right hand on John and said (*read the verse from your Bible or have an older child read it*), “Do not be afraid. I am the one who is alive. I was dead, but now I am alive for ever and ever” (from Revelation 1:17-18).

This is the Lord Jesus—the one who can take away all your sin. He can save you from the punishment you deserve. When you turn from your own wrong way to Him, He will

CTU

CTU

CTU

help you live the way God wants. He had done that for John. He had helped John to live for Him. John had been a very hot-tempered man, and the Lord Jesus made him kind and patient. (John and his brother James had been called the “Sons of Thunder” [Mark 3:17], suggesting that they were hot-tempered.) He can change you too. If you are a bully, He can make you gentle. If you tell lies, He can make you honest. You need the Lord Jesus to take away all your sin and to change you. *(Show the central truth visual.)* He is a great and wonderful King—He can save from sin; He can change lives; He rules over everything; and He knows all that will happen in our world.

He showed John some of the things that would happen. John even saw what Heaven would be like—a place full of joy and happiness. He saw a huge crowd singing to the Lord Jesus, the great King. John also saw the dreadful punishment that would come to those who do not trust the Lord Jesus to save them. John wrote down what he saw, and we can read it at the end of the Bible. The last thing John wrote is very, very important; something about the King, the Lord Jesus. John heard Him say *(read the verse from your Bible or have an older child read it)*, “I am coming quickly” (Revelation 22:20).

The Lord Jesus has not yet come, but He will. He told John He would; and remember, the angels said He would return to earth. *(If you are using the Bible Timeline, show the children where they are on the timeline and that Jesus will come again in the future.)*

Flashcard 5-8

One day—nobody knows when—He will come suddenly in the sky. He will come as quickly as it takes you to blink. His coming will not be announced beforehand in the newspapers or on TV. But when He comes, everyone will know it. Those who have trusted Him to save them will be caught up into the air to meet Him. They will live with Him for ever and ever. All the people who have not trusted Him will be afraid and will try to hide. But each one will have to meet Him, and He will be their judge. He will have to punish them for ever and ever. It will be too late to trust Him as Saviour.

When the Lord Jesus talked about His coming, He said *(read the verse from your Bible or have an older child read it)*, “Be ready!” (Luke 12:40). How can you be ready? Do you remember what the followers of the Lord Jesus told the people? They said, “Turn away from the wrong in your life, trust Jesus Christ”. Do you want to turn from the wrong in your life? Then right now tell the Lord Jesus that and ask Him to take away your sin. God promises that your sins will be wiped out (Isaiah 43:25). You will be ready when He comes back.

John really looked forward to His coming. He said, “Come, Lord Jesus!” (Revelation 22:20).

Later John was set free and allowed to return to his friends. But he never forgot what he had heard and seen on the island. Best of all, he had seen his King.



REVIEW QUESTIONS

1. What command did Jesus give His disciples before He went back to Heaven? (“You must go everywhere in the world, telling people the good news.”)
2. What promise did Jesus give them? (“I will always be with you.”)
3. What “good news” did the Lord Jesus want told to people all over the world? (He wanted everyone to know that He is God the Son, and that He died on the cross, taking the punishment we deserve for our sin.)
4. What happened to Jesus as He was on the mountain with His disciples? (Slowly He started to go up, up, up until a cloud hid Him from their view—He had gone back to Heaven to His Father.)
5. Suddenly two angels appeared and spoke to the disciples. What did they say? (“Why do you stand there looking up into the sky? This same Jesus will come back to earth in the same way as you have seen Him leave.”)
6. When John was quite old, he was taken prisoner. Where was his prison? (The tiny island of Patmos.)
7. What happened to John one Sunday morning? (He saw the Lord Jesus and Heaven.)
8. When will Jesus come back? (Nobody knows when, but we know that He **will** come back.)
9. When Jesus comes back, what will happen to those who have trusted Him to save them? (They will be caught up into the air to meet Him.)
10. When Jesus was here on earth He talked about His coming again. What did He tell us to do? (“Be ready!”)

Review game

“Who says?”

Preparation:

Photocopy the template with the statements and cut out the speech bubbles. (Alternatively, you could write out the statements and cut them apart.)

Instructions:

Divide the children into two teams and ask questions, alternating between the teams. Award 100 points for each correct answer and ask the child to choose a speech bubble. He should read the speech bubble aloud. An extra 50 points should be awarded for saying whether the statement was said by the Lord Jesus (either to His disciples before He went back to Heaven or to John when He appeared to him on the island) or said by the disciples as they told others the Good News about Jesus.

maybe

probably

certainly

Draw it

(Lesson 1—Review game)

angel

sheep

shepherd

baby

Joseph

Mary

cross

manger

p	p	p
e	e	e
a	a	a
c	c	c
e	e	e
b	h	f
m	r	g
d	y	n

**All power has
been given to Me.**

**Jesus is the
special one who God
promised to send.**

**Go and tell
people the good news
about Me.**

**Everyone has
disobeyed God.**

**I will always
be with you.**

**Jesus died on
the cross to take the
punishment for sin.**

**Do not be afraid,
I was dead but now
I am alive for ever.**

Jesus came alive again.

I am coming quickly.

**You need to
turn from your sin
and trust in Jesus.**

How to lead a child to Christ

Make sure the child understands about:

God

- Who is God?
- God made us. He speaks to us through the Bible.
- God is holy and pure. He loves us.

Sin

- What is sin?
- Sin is disobeying God's commands. It is against God.
- Speak about specific sins.
- The child is a sinner by nature and act. (We sin because we are sinners.)
- Sin deserves punishment.

The Saviour

- Who alone can take away your sin?
- God the Son died on the cross for sinners.
- The Lord Jesus rose again from the dead.
- He is Lord of all.

Explain how the child can be saved

- Explain what the Lord wants us to do, and what He will do.
Use a Bible verse. (*John 1:12, John 3:16, John 6:37, Acts 16:31, Romans 6:23 or Romans 10:13.*)
What does the Lord want you to do?
What will the Lord do?
- Warn about difficulties.
- Ask, "Do you want to trust Christ, or would you rather wait and think about it?"
- Encourage the child to pray audibly (if ready).

Speak about assurance of salvation

- Go back to the Bible verse you used.
- Speak about a changed life.
- Tell him what the person who is truly trusting in Christ can know.

Give the child (later) some advice about the Christian life

- Read and obey your Bible.
- Talk to God, your Heavenly Father.
- Tell others what the Lord has done for you.
- Ask God to forgive you when you sin.
- Meet with other Christians.
- Remember the Lord promises, "I will never leave you" (*Hebrews 13:5*).

How to help a saved child have assurance of salvation

The importance of having assurance of salvation

There are many reasons why a child may lack assurance of his salvation. He may be wondering, "Did I believe enough? Did I pray enough? Was I sincere enough?"

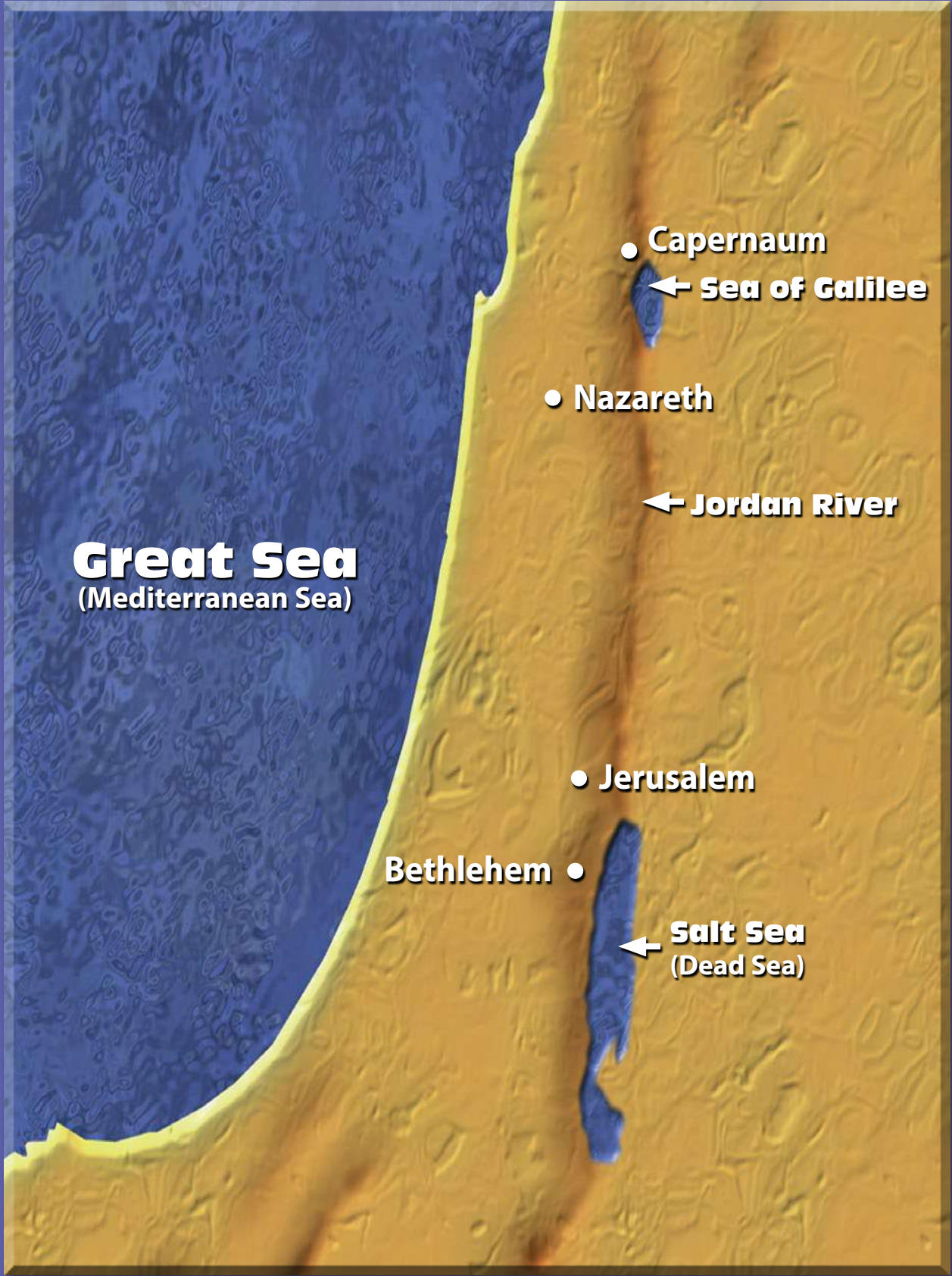
Salvation is a gift from God and is based on what Jesus did, not on what the child did. It is therefore important to help him focus on what God has said and done, and to help him see that both salvation and assurance of salvation are based on the promises given in God's Word, not on feelings (*Romans 10:17*).

Speak about assurance of salvation

- Question the child about his salvation, giving him opportunity to confess Christ to you. If he does not show clarity, go over the steps given for leading a child to Christ.
- Read a Bible verse together. (*1 John 5:12, 1 John 5:13, John 10:29, John 10:28, Acts 16:31, Romans 10:13 or John 1:12.*)
- Help him to see that the person who truly trusts in Christ can **know** that he is saved.
- Remind him that God **always** keeps His promises.
- Ask questions, such as, "Have you repented of your sins? Do you believe that Jesus died to take the punishment for your sins and that He rose again? Have you already trusted Him for salvation?" Encourage him to tell you about when he was saved and help him to see that if he can answer "yes" to these questions he is saved.
- Speak about a changed life. A saved child should display changes in behaviour and attitude, even if the changes happen gradually. It may help the child if he can identify a change which has already happened in his own life.
- Help him to see that Christians do sin and that when he does he should ask God to forgive him. Point out that he does not need to be saved again.

Give the child some advice about the Christian life

- Read and obey your Bible.
- Talk to God, your Heavenly Father.
- Tell others what the Lord has done for you.
- Ask God to forgive you when you sin.
- Meet with other Christians.
- Remember the Lord promises, "I will never leave you" (*Hebrews 13:5*).



Great Sea
(Mediterranean Sea)

● Capernaum
← **Sea of Galilee**

● Nazareth
← **Jordan River**

● Jerusalem

Bethlehem ●
← **Salt Sea**
(Dead Sea)



CEF
CHILD EVANGELISM
FELLOWSHIP®
Reaching children worldwide™

Since 1937