

Meet the Author!

Five lessons for children on
the Person and work of the Holy Spirit

Text: Paul Reid

Illustrated by: Tim Shirey

PLEASE NOTE!

The visuals for this series can be purchased from most CEF offices and online shops. For a list of CEF offices and online shops in Europe, please visit www.teachkids.eu and click on "Locations".

Text published by:

CEF® of Europe
Kilchzimmer
4438 Langenbruck
Switzerland
www.cefeurope.com



Copyright © 2009 Child Evangelism Fellowship®
All rights reserved worldwide. May be reproduced for
personal, nonprofit and non-commercial uses only.
Visit www.teachkids.eu for full details of permission.

Table of contents

Lesson		Page
Introduction		3
Overview		6
Lesson 1	Who is the Holy Spirit and what is He like?	7
Lesson 2	The Holy Spirit gave us the Bible	13
Lesson 3	The Holy Spirit gives life	19
Lesson 4	The Holy Spirit, the believer's Companion	25
Lesson 5	The Holy Spirit gives strength to God's children	33
The Bible never grows old (carry-over activity - lesson 2)		39
A maze (carry-over activity - lesson 3)		40
The Holy Spirit helps when the devil attacks (carry-over activity - lesson 4)		41
Summary of steps for counselling the child who wants to come to Christ		42

Introduction

Many, many children have little or no knowledge about this Person of the Godhead.

There are many mistaken concepts about the Person and work of the Holy Spirit. Extra-biblical ideas are common, for example that through the influence of the Spirit of God people are knocked down, struck dumb or caused to shout uncontrollably.

The lessons are aimed mainly at older children and some vocabulary and methods might need to be adapted for younger children.

Obviously only some aspects of teaching on the Person and work of the Holy Spirit can be included in five lessons. For example, there is no teaching on the gifts of the Spirit. If you wanted to include some more teaching on that subject, you could find it in the series *Great truths in the book of Romans* (also published by CEF® of Europe).

We would recommend that you teach the whole series systematically week by week in the order given.

Alternatively you may choose lessons for special occasions. Lessons 1-3 are more evangelistic. They could be used to present the Gospel in the open air, camp or Good News Club®. Lessons 4 and 5 were written with the objective of helping Christian children to grow in their spiritual life.

Each lesson is not based on a single Bible story, so in your teaching you will need to use various methods as well as narrative. The lesson texts include questions and answers, case studies, working in groups, role play and carry-over activities. Of course, you may not find each method suitable to your class or age group. Feel free to adapt to your own needs!

We trust that you will enjoy using a variety of methods to help the children understand and apply these great truths to their lives.

May the Holy Spirit Himself bless you as you teach this wonderful doctrine to the children. He is the Great Teacher (1 Corinthians 2:13).

Teaching Bible truths

We fall short of our responsibility as teachers if we only tell children Bible stories. It is essential that children learn the truths these stories were written down to teach us, and that we then take them a step further to show what that truth means to them in their daily lives. Of course, we cannot in one lesson cover all the teaching any particular story would provide, so in each of these lessons one central truth has been chosen. The teaching of the central truth has been woven throughout the narrative, but to help you in your preparation the teaching sections have been marked “CT”. These are also marked out in the lesson plan.

You will notice that the central truths are marked with a “U” or an “S” to show the kind of children the truth is applied to - unsaved or saved. This is also made clear in the text by using phrases such as, “If you have not trusted the Lord Jesus to forgive your sin ...” or, “Christian, you ...”.

The application of the truth has been highlighted with a line beside the text. You may feel it necessary to adapt the applications to better suit the children you teach. For example, the application may use a boy’s name, yet you have only girls present. It could be that the application given is more applicable to older children, while yours are very young. Make the changes you feel are necessary. The important thing is that the Word of God is applied to their lives.

Make yourself available for counselling

When you present the Gospel message, there will be children who will respond to it independently. They may or may not at a later date tell you that they have trusted the Lord Jesus Christ as Saviour. There will, however, be others who would like some help. They may have questions to ask; they may need help or encouragement in knowing what to say.

As you teach the saved children, there may be times when they would like advice in a difficult situation; they may need clarification on how a particular lesson applies to their daily lives; they may find themselves in a situation where they do not know what the Bible says they should do; they may want to share a difficulty so that you can pray for them, especially if you are the only Christian support they have.

For these reasons it is important that the children know you are available to talk. It is also important that they know when and where to go when they want to talk to you. Finally, it is essential that unsaved children do not confuse coming to the Lord Jesus with coming to you.

In all cases you should not make yourself available at the same time as giving the Gospel invitation, so that the children never get the impression that they cannot come to Christ without coming through you, or that they are saved simply by waiting to speak to you.

An example for use with the unsaved child

“Do you really want to live for the Lord Jesus, but don’t know how to come to Him? I will be glad to explain it from the Bible; come and see me. I’ll be standing by that tree when the meeting is over. Remember, I can’t take away your sin - only the Lord Jesus can do that - but I will be glad to help you understand better how you can come to Him. Just come and sit with me under that tree.”

An example for use with the saved child

“If you have trusted the Lord Jesus as your Saviour and you have never told me about it, please let me know. I’ll be standing beside the piano after the meeting is finished. I would like to know if you too have trusted the Lord Jesus as your Lord and Saviour, so that I can pray for you and perhaps help you.”

Memory verses

A Scripture verse to teach the children has not been given for each lesson. Instead we have included a total of three verses. It is advisable to teach only two or three verses well, which the children will then remember. If you try to teach five verses (one per lesson) the children may not really learn any of them well.

Practise using the visuals

It is wise to practise using the visuals before teaching the lesson to children. Become thoroughly familiar with the flashcards or PowerPoint slides and know when you need to use them in the lesson.

PowerPoint® visuals

If you are using the PowerPoint version of this lesson, you can choose from two options on the CD.

- 1 The first version contains the flashcard images and lesson cover slides only.
- 2 The second contains the extra features of the central truth, applications and memory verse.

At the bottom right side of each slide you will see a small image (such as a Bible, a cross or a crown) which contains a hyperlink. If you click on this image, it will take you to the central truth for that lesson, thus allowing you to use the central truth at any stage in your teaching. Clicking on the arrow on the central truth slide will take you back to the slide you were previously showing.

Some slides also have the letters “CTS” at the bottom left corner. Clicking on the “CTS” will allow you to show the application of the central truth for the saved child. Clicking on the arrow will return you to the previous slide.

Extra visual aids

On a piece of card print out the words of the central truth for each lesson. If you are using a flannelboard, back the card with flannel or pieces of flocked paper. (Use lower case letters, so that even the younger ones can read the words easily.) Put this card on the board at the beginning of the class or when you first teach the central truth in the lesson.

Additional helps

Along the left and right margins additional helps are provided, giving background information and optional ideas on how to add interest to your lesson.

These ideas are designed to incorporate different learning styles. For effective learning some children need to see or write, others need to hear or speak, others need to touch or handle, and still others need active participation.

You can use these ideas in your club as time allows.

Review questions

For each lesson some review questions are given. These can be used after the lesson or the following week, before teaching the new lesson.

Review time, if conducted in an orderly way, can be an ideal opportunity to reinforce what you have taught, while still being fun for the children. You can use this time ...

- 1 to find out how much the children have understood and remembered.
- 2 to help you as a teacher know what you need to emphasise more so that the children will remember better.
- 3 to provide a time of fun in the class. The children like competition and look forward to this part of the programme. But it is more than just a game: it is a time of learning.

In this textbook only questions on the lesson are included. It would be profitable to include questions also on the songs, verse and whatever else you teach. In this way the children will realise that every part of the programme is important.

Overview

Lesson	Central truth	Application	Memory verse
Who is the Holy Spirit and what is He like? Genesis 1:2 John 16:7 Acts 5:1-11 Revelation 22:17	The Holy Spirit is God, one of the Persons of the Trinity	Unsaved: Let Him show you the way to be saved Saved: Let Him give you His strength to do what is right	“... When He, the Spirit of truth, has come, He will guide you into all truth ...” John 16:13
The Holy Spirit gave us the Bible Isaiah 9:6 2 Peter 1:21	The Holy Spirit is the Author of the Bible	Unsaved: Obey the message of the Bible - turn to Christ for salvation Saved: Read at least one verse of the Bible every day	“... Men of God spoke as they were moved by the Holy Spirit” 2 Peter 1:21
The Holy Spirit gives life Acts 2:36-41 John 16:8	The Holy Spirit shows us our sin and gives life	Unsaved: Ask God to give you eternal life through His Spirit Saved: Thank the Lord that you have eternal life	Review John 16:13 and 2 Peter 1:21
The Holy Spirit, the believer's Companion John 14:17 2 Corinthians 3:18 Ephesians 4:30 Romans 8:4,15-16 1 John 2:3	The Holy Spirit lives in the believer	Unsaved: Come to the Lord Jesus, as the Holy Spirit speaks to you Saved: Thank Him each day for His wonderful work in your life	“... He who is in you is greater than he who is in the world” 1 John 4:4
The Holy Spirit gives strength to God's children Romans 8:26 Acts 1:8 John 14:26-27 John 16:13 Ephesians 4:30,32 Isaiah 63:10	The Holy Spirit helps Christian children to please God	Saved: Ask Him to help you and trust Him to do it	Review 1 John 4:4

Lesson 1

Who is the Holy Spirit and what is He like?

Scripture for teachers

Genesis 1:2

John 16:7

Acts 5:1-11

Revelation 22:17

Central truth

The Holy Spirit is God, one of the Persons of the Trinity

Application

Unsaved: Let Him show you the way to be saved

Saved: Let Him give you His strength to do what is right

Memory verse

“... When He, the Spirit of truth, has come, He will guide you into all truth ...” John 16:13

It would probably be better to have the children memorise the verse **after** the Bible lesson, as an explanation of the verse is given during the lesson.

Visual aids

- ◆ Flashcards: 1-1, 1-2, 1-3, 1-4, 1-5, 1-6 and 1-7
- ◆ Wordstrips: “The Holy Spirit is God, one of the Persons of the Trinity” (central truth) and “Let Him give you His strength to do what is right” (application for the saved child)
- ◆ Lego pieces
- ◆ Picture of shamrock
- ◆ Globe (if possible)
- ◆ Bible verses written on cards (see flashcards 1-3 and 1-6)

Lesson outline

Introduction

The author of a book you like

Progression of events

- 1 The Holy Spirit is God CT
- 2 He is a member of the Trinity CT
- 3 He is a Person, not an influence
- 4 He is a wonderful Person because He is eternal
- 5 He is a wonderful Person because He is everywhere CTS
- 6 He is most wonderful because He is holy CT
- 7 There is nothing greater than knowing Him and loving Him, and nothing worse than grieving Him

Conclusion

The Holy Spirit is indeed holy and reveals our sin CTU

He wants to lead you to Christ CTU

Lesson

★ **Introduction:** The author of a book you like.

When you read a book that you really like, do you sometimes wonder about the author, the person who wrote the book? If you had a chance to meet him, what questions would you ask him?

Allow the children to answer.

We are going to learn about a very special Author today, Someone who has written the most important Book ever written. It is also a Book that has been read by millions of people. This Book is the Bible and the Author is the Holy Spirit. I am sure that you will enjoy learning about Him and getting to know Him.

Flashcard 1-1

★ **Progression of events:** The Holy Spirit is God.

The Holy Spirit is God.

The Bible, God's Word, tells us that there is only one true and living God. ("Besides Me there is no God" - Isaiah 44:6b.) He is the One who made the universe. He made the millions of worlds that look like tiny lights up in the night sky - we call them stars. He made the flowers in the fields, He made you and me.

The Bible tells us that God created this world. "Create" just means "make out of nothing". Isn't that awesome! You and I can make something out of some other materials. For example, you can make a house with Lego bricks, you could make a road on the beach with sand and stones, or your mother could make a meal from groceries that she buys in the supermarket.

Flashcard 1-2


★ **Progression of events:** He is a member of the Trinity.

There are three Persons in this one God. We call them the Trinity. This is quite hard to understand and explain, but we know that it is true because we find it in the Bible, the Book that God has given to us.

The three Persons in the one God are God the Father, God the Son (the Lord Jesus Christ) and God the Holy Spirit. God is so great and so wonderful that we really cannot completely understand Him with our little minds.

This triangle will help to explain a little how there can be only one God and yet there are three Persons. The triangle has three sides but there is just one triangle. This figure shows what we call an equilateral triangle. Maybe you have heard about that in your maths classes. It means that the three sides of the triangle are equal and the three angles are equal.

The three Persons in the one God are all equal in their goodness and love and power. God the Holy Spirit is just as perfect as God the Father. God the Son, the Lord Jesus, is just as good as God the Holy Spirit.



CT

PowerPoint 1-1

Show card with central truth: "The Holy Spirit is God, one of the Persons of the Trinity".

PowerPoint hyperlink (bottom right of screen)

Method: Have a child come up and build a house (or a wall) with "Lego". Then take away the bricks and tell him to make a house!

Show card with central truth.

PowerPoint hyperlink (bottom right of screen)

PowerPoint 1-2

Show card with central truth.

PowerPoint hyperlink (bottom right of screen)

CT

Many hundreds of years ago, a man called Patrick went to the island of Ireland to teach the people about God. He tried to explain the idea of the Trinity with a leaf of shamrock.

Show a picture of a shamrock.

Flashcard 1-3

★ **Progression of events: He is a Person, not an influence.**

Some people think that the Holy Spirit is something like the force of gravity or electricity. This is not so. He is a Person. A person is someone who can think, who can understand and know, who can love. The Holy Spirit too can think, He can understand and know. In fact, He knows everything there is to know! He can love - He loves everything that is good and right. He hates all that is wrong.

I am going to read you some verses from the Bible, God's Book, and I want you to think about this question: what does the verse tell us the Holy Spirit does for us?

- ◆ John 14:26 - "... The Holy Spirit ... will teach you all things ..."
Answer: The Holy Spirit will teach us. Can a wind or something like an electric current teach you? No!
- ◆ John 16:13 - "... The Spirit of truth ... will guide you ..."
Answer: He will guide. If you were lost somewhere you could not ask the wind to guide you home, could you? The Holy Spirit is a Person and He can guide us.

Here are two more texts which tell us what **we** can do to the Holy Spirit:

- ◆ Acts 5:3 - "... [You have lied] to the Holy Spirit ..."
Answer: You can lie to Him. You can only lie to a person - not to a force like the wind or the waves.
- ◆ Ephesians 4:30 - "... Do not grieve [sadden] the Holy Spirit of God ..."
Answer: He can be made sad by our bad behaviour. You cannot make the wind or the force of gravity sad, can you?


No, the Holy Spirit is a Person who can think, guide and teach. We can speak the truth to Him or lie to Him. We can make Him sad or we can please Him. He is a real Person.

It is true that we cannot see Him, for He has no body. That is why He is called a Spirit - but He is a Person. He is not a thing like an electric current, or a strong wave that carries you along.

Flashcard 1-4

★ **Progression of events: He is a wonderful Person because He is eternal.**

The Holy Spirit is a wonderful Person because He is eternal. This means that He has always lived and He will always be alive. Just as this




PowerPoint 1-3



Method: Questions, especially for older children. Read the words from your Bible rather than from this text.

It might be even more helpful if you could print the words from the verses on a card so that the children could read them.

PowerPoint 1-4



Read (or have an older child read) the verse from your Bible.

circle has no beginning and no end, the life of the Holy Spirit had no beginning and has no end.

Twenty years ago you were not yet born - you were not alive. The Holy Spirit was never born, but He is alive! He was living long before the Earth and the sun and stars were created. In Genesis, the very first book of the Bible, we read about the Holy Spirit at work in the creation of the world. ("The Spirit of God was hovering over the face of the waters" Genesis 1:2b.)

Every person on Earth lives maybe seventy or eighty or ninety years and then their body dies, but God the Holy Spirit will never die. Long after the building we are in now has fallen down, long after my car has rusted away in the junk yard, the Holy Spirit still be living. We read about Him in Revelation, the last Book of the Bible which tells us many things that will happen in the future (Revelation 22:17). Even this world we live in will no longer exist, but God the Holy Spirit will still be alive and working.

What do each of these two pictures (the triangle in the circle and the shamrock) help you to understand about the Holy Spirit?

Let the children answer.



PowerPoint 1-5

Flashcard 1-5

★ **Progression of events: He is a wonderful Person because He is everywhere.**

You may wish to use a globe if you have one.

You and I can only be in one place at one time. You cannot be at school and at home in bed at the same time, can you? The Holy Spirit is a wonderful Person because He is everywhere. Because He is a Spirit and does not have a body, the Holy Spirit can be everywhere in the world at the same time. He can be in Australia at the same time that He is in Russia! That is one reason He can help people all over the world - any time, in any place. We will talk more about that next week.

Read (or have an older child read) the verse from your Bible.

Just before the Lord Jesus went back to Heaven, He said to His disciples, "If I go away, I will send Him to you" (from John 16:7). Who was Jesus going to send to be with His disciples? Yes, the Holy Spirit who would come down from Heaven and be present all over the world at the same time.

When the Lord Jesus was living in this world, He took a human body to live in, and so even He could only be in one place at a time, but the Holy Spirit who came to take the place of the Lord Jesus on Earth does not have a human body and He can be present in many different parts of the world at the same time.

CTS

Show card with application for the saved child: "Let Him give you

PowerPoint hyperlink (bottom left of screen)

If you have trusted in Jesus as your Saviour from sin, do you know that the wonderful Holy Spirit lives in you? (1 Corinthians 6:19, Romans 8:9.) Isn't that marvellous? He is strong and powerful and He is with you every day to help you to do what is right and to say

“no” to what is wrong. He will never leave you. Remember you make Him sad when you do wrong. But you can make Him glad when you do right. Will you make Him glad today by letting Him help you to do what is right?

Flashcard 1-6

A boy whose name is Robert Williams, is often called by different names. Maybe his parents call him Robert, but his friends call him Bob or Bobby, or possibly Williams. In the same way the Holy Spirit has different names.

I will read some verses from the Bible and you can tell me by what other names the Holy Spirit is called. Also see if you can work out why He is given these names.

- ◆ Romans 8:9a - “... The Spirit of God dwells [lives] in you ...”

Answer: “Spirit of God” - He is God.

- ◆ Romans 8:9b - “... If anyone does not have the Spirit of Christ, he is not His [does not belong to Christ].”

Answer: “The Spirit of Christ” - the Lord Jesus Christ, together with the Holy Spirit are members of the Trinity.

- ◆ John 14:16 - “... The Father ... will give you another Helper, that He may abide [be] with you forever.”

Answer: “The Helper” - He is the One who helps us by coming alongside and giving good counsel or good advice.

- ◆ John 14:17 - “The Spirit of truth ...”

Answer: “The Spirit of truth” - He always speaks and teaches the truth.

★ **Progression of events: He is most wonderful because He is holy.**

The name that is used most in the Bible is **the Holy Spirit**.

This name shows us that He is absolutely pure and good. This is the most wonderful thing about Him. He always does what is right. He is very different from us. You and I do so many wrong things that are not pleasing to God. Maybe you have often disobeyed your parents, or maybe you have told lies, or cheated at school. These things displease God the Holy Spirit and make Him sad. As you listen to the teaching from the Bible He can show you the way to be forgiven and to be changed. Will you let Him do that in your life?

Flashcard 1-7

★ **Progression of events: There is nothing greater than knowing Him and loving Him, and nothing worse than grieving Him.**

Though you have done many wrong things that grieve or sadden the Holy Spirit, God still loves you. If you are not yet a Christian, He wants to forgive you and change you.

His strength to do what is right”.

PowerPoint 1-6



Method: Scripture search, especially for older children. Again it would be useful to have the words of these verses printed on a card so that the children can read them.

CT

CTU

PowerPoint 1-7a

PowerPoint 1-7b



Make yourself available for personal counselling. (Be sure to comply with the Child Protection Policy of your country.)

★ **Conclusion: The Holy Spirit is indeed holy and reveals our sin.**

This change begins when the Holy Spirit makes you realise that the bad things you do are serious and displease God. They make a big “wall” between you and God. The only way for that great wall to be taken away was for the Lord Jesus, God’s Son, to come down from Heaven to help you. He suffered and died on the cross for the wrong things that you have done.

★ **Conclusion: He wants to lead you to Christ.**

Are you listening to the quiet voice of the Holy Spirit telling you to come to the Lord Jesus and ask Him to forgive you and take away your sin? You can do that today just where you are! Jesus promises, “The one who comes to Me I will by no means cast out” (John 6:37b). He will receive you and forgive you.

Of course you don’t come walking to Jesus. You come to Jesus in prayer, telling Him in your heart that you know you need Him to forgive you and to save you. Only He can do that for you.

If you would like me to explain a little more how you can “come to Jesus”, stay behind in your place after club. I will be very happy to sit down with you and talk to you more about that.

Review questions

- 1 Who are the three Persons in God, the Holy Trinity? (God the Father, God the Son/the Lord Jesus, and God the Holy Spirit.)
- 2 What did we read in the Bible that proves the Holy Spirit is a Person? (He can teach, He can guide, He can be lied to, He can be saddened.)
- 3 What is the difference between saying “God made the world” and “God created the world”? (“Created” really means “made from nothing”.)
- 4 What do we mean when we say that God the Holy Spirit is eternal? (He has always lived and will go on living for ever.)
- 5 Explain the picture of the triangle in the circle. (The triangle has three sides but it is one triangle; the Trinity is three Persons in one God. Like a circle, God has no beginning and no end.)
- 6 What did Patrick use to explain the Trinity? (The shamrock.)
- 7 He is called the Holy Spirit. What does that name tell us about Him? (He is pure, perfect.)
- 8 In the Bible, the Holy Spirit has other names. Give me two of them. (The Spirit of God, the Spirit of Christ, the Helper, the Spirit of truth.)

Lesson 2

The Holy Spirit gave us the Bible

Scripture for teachers

Isaiah 9:6

2 Peter 1:21

As well as studying the Scriptures and the lesson, it would be good to find some portions of the Bible in other languages, and to record a man reading Isaiah 9:6. (You could use www.BibleGateway.com.)

Central truth

The Holy Spirit is the Author of the Bible

Application

Unsaved: Obey the message of the Bible - turn to Christ for salvation

Saved: Read at least one verse of the Bible every day

Memory verse

“... Men of God spoke as they were moved by the Holy Spirit” 2 Peter 1:21

Have the children memorise the verse **after** the lesson. An explanation of the verse is given during the lesson.

Visual aids

- ◆ Flashcards: 2-1, 2-2, 2-3, 2-4, 2-5, 2-6 and 2-7
- ◆ Wordstrips: “The Holy Spirit is the Author of the Bible” (central truth) and “Read at least one verse of the Bible every day” (application for the saved child)
- ◆ MP3 player (or CD player and CD) with recording of Isaiah 9:6
- ◆ Boat made from folded paper (or a little plastic toy boat) and a basin of water
- ◆ Letter in an envelope

Lesson outline

Introduction

Keith did not know what to write

Progression of events

- 1 Isaiah, guided by the Holy Spirit, prophesied about the coming of the Lord Jesus
- 2 The Holy Spirit breathed the truth into the minds of the human authors CT
- 3 Demonstration by the teacher
- 4 The Holy Spirit carried along the human authors CT
- 5 The Holy Spirit used many men to write the books of the Bible with no mistakes CT
- 6 He helps us to understand the Bible CTS
- 7 The Bible, given by the Holy Spirit, is like a letter telling us about the Writer

Cimax

The Bible also tells us about ourselves

CTS, CTU

Conclusion

You need to obey the message of the Bible and call on the Lord for salvation CTU

Lesson

★ **Introduction:** Keith did not know what to write.

Keith sat biting the end of his pen. It was Friday night and he had to hand in an essay at school on Monday morning. He just could not get started. He simply did not know what to write! Have you ever had that problem? I'm sure that you have! But the men we will be hearing about today did not. They knew exactly what to write! If you listen carefully, you will find out why.

Flashcard 2-1

★ **Progression of events:** Isaiah, guided by the Holy Spirit, prophesied about the coming of the Lord Jesus.

A man called Isaiah lived about seven hundred years before the Lord Jesus was born. He was often in the palaces of the kings and was probably a nobleman as well as a prophet (a man who preached God's Word to the people). Let's listen to him preaching on one occasion.

Read Isaiah 9:6 (all or part of the verse).

"For unto us a Child is born, unto us a Son is given; and the government will be upon His shoulder. And His name will be called Wonderful, Counsellor, Mighty God, Everlasting Father, Prince of Peace" (Isaiah 9:6).

Who is Isaiah talking about? The Lord Jesus Christ who was going to be born on Earth seven hundred years later. He would be a little baby, but He also was the "Mighty God", "the Prince of Peace". If Isaiah lived seven hundred years before Jesus was born on Earth, how did he know all these things? He knew because God the Holy Spirit showed them to him.

Flashcard 2-2

★ **Progression of events:** The Holy Spirit breathed the truth into the minds of the human authors.

God wanted to let us know that He is a great God who is so powerful and loving. So He decided to write it all down in a Book, which is the Bible that we have today. God the Holy Spirit did not actually take a pen or a computer and write the words Himself, but He chose some men long ago to do the writing. Isaiah was one of those writers and God had him write what we just heard on the recording.

Can you remember a relative or a visitor in your home asking you a question when you were supposed to know the answer? You did not know what to say and you were embarrassed until your mother whispered in your ear, and then you were able to give the right answer.

In a much more wonderful way the Holy Spirit whispered the Words of God into the mind of Isaiah and many other men who wrote the books of the Bible. They wrote on a scroll, with a pen made from a feather, as you can see in the picture.

PowerPoint 2-1

It would be much more dramatic if these words were pre-recorded on an MP3 player or CD by a man reading clearly and with expression. At this point turn on the recording.



PowerPoint 2-2

Show card with central truth: "The Holy Spirit is the author of the Bible".

PowerPoint hyperlink (bottom right of screen)



CT

★ **Progression of events: Demonstration by the teacher.**

You could act out this little scene with a pupil.

Let's pretend that Arthur here is the prophet Isaiah.

Give the child a reed to write with and a sheet of paper. Make a whispering sound into his ear. He pauses and thinks and then pretends to write down what you have said. You whisper again into his ear. The child pauses, thinks and writes.

Be sure to explain that the Holy Spirit did not dictate to Isaiah the exact words that he should write. Isaiah chose the words and the way to express God's thoughts, but God the Holy Spirit prevented him from making any mistakes. For that reason in the little sketch we see "Isaiah" thinking before he writes any phrase.

This was the way that Isaiah and others wrote what God said to them. They were not just like computers into which God typed a message. No. Isaiah and the other writers used their own words and said the things in their own way. But God kept them from making mistakes or leaving anything out. When we read from the book of Isaiah today (*show the book to the children*), we know that it is God's Word and not just the words of Isaiah. This is true of all the books of the Bible.

Flashcard 2-3

★ **Progression of events: The Holy Spirit carried along the human authors.**

If possible make a little boat of folded paper or find a little plastic toy boat. Place it in a basin of water. Blow the little boat gently across the surface of the water from one side to the other.

You saw me blowing this little boat across the water. Have you seen something like that happen on the sea when there is a yacht race? The wind fills the sails and carries the boats across the waves.

That is another picture of how the Holy Spirit helped the writers of the books of the Bible. Listen to these words from the Bible.

"... Men of God spoke as they were moved by the Holy Spirit" (2 Peter 1:21).

Sometimes after writing for a while their bodies would be tired, but the Holy Spirit gave them strength and helped them to continue with this great work. Sometimes their minds must have got tired too, and the Holy Spirit gave them the ideas, the words and the power to go forward with the writing of this wonderful Book. It was God, the Holy Spirit, who gave us this Book. There are many good books but there is not another book in the whole world that is like the Bible. It is the only Book that God Himself has given to us. The information in other books may grow out of date. But God's Word is for ever. It is always true, always right, always up-to-date. It will never pass away.

Flashcard 2-4

★ **Progression of events: The Holy Spirit used many men to write the books of the Bible with no mistakes.**

As well as Isaiah, God the Holy Spirit used many other men to write the Bible. There were about forty men in total. They wrote in different

PowerPoint 2-3



CT
Show card with central truth.

PowerPoint hyperlink
(bottom right of screen)



PowerPoint 2-4

CT

Show card with central truth.

PowerPoint hyperlink (bottom right of screen)

CTS

Show card with application for the saved child: "Read at least one verse of the Bible every day".

PowerPoint hyperlink (bottom left of screen)

"The Wonder Devotional Book" is produced by Child Evangelism Fellowship® Inc and is available from your CEF National Office. If you need an address, contact the European Headquarters (address at the front of this book).

PowerPoint 2-5



PowerPoint 2-6

CTS, CTU



countries and even in different languages, and at different times. They had different jobs - David was a king, Luke was a doctor, Matthew was a tax collector, Isaiah was a nobleman, Peter was a fisherman, Amos was a farmer.

When Isaiah and the other writers wrote down God's message, the Holy Spirit guided them so that there were no mistakes or errors. Nothing was added by mistake, nothing necessary was left out. We can believe every page of the Bible because it is the pure Word of God.

Show the children the title of this series - "Meet the Author!"

★ Progression of events: He helps us to understand the Bible.

The Holy Spirit not only is the Author of the Bible, He also has another special job. That is to teach us God's Word and to help God's children to understand it. If you are God's child, the Holy Spirit helps you to understand the Bible as you read it day by day. "The Holy Spirit will teach you" (Luke 12:12). This is a promise from God to you. When you start to read the Bible, or when you listen to the Bible lesson in club, ask God the Holy Spirit to help you to really understand and obey. He is the best Teacher ever.

If you have not done so already, this is a good opportunity to give the children a copy of "The Wonder Devotional Book". Show them how to read a page each day and encourage them to do so.

Flashcard 2-5

★ Progression of events: The Bible, given by the Holy Spirit, is like a letter telling us about the Writer.

Show a letter in an envelope. Take it out and read a few words.

If you get a letter or e-mail from your grandmother or some other person, what kind of things would you find in it? Isn't there usually some news about the person who wrote to you and then probably something about you? Your Grandma says that she is glad you are doing well at school. Maybe she is pleased that you have good friends.

That is exactly what the Bible is like. There is news in it about God the Writer. The Bible tells us that God is good and loving. He is totally perfect. He never does anything wrong.

Flashcard 2-6

★ Cimax: The Bible also tells us about ourselves.

The Bible also tells us about you. You are very precious to God and He loves you very, very much. The reason He loves you and me is not because we are good. There is not one of us who is good enough to come near God who is so perfect and pure. He sees into your heart and He knows the wrong things that you do and say and think. There is nothing that is hidden from God. He sees the unkind and ugly thoughts that other people do not know about. God the Holy Spirit shows us from the Bible that these wrong things are serious and that they separate you from God.

As you listen to the Bible, the Holy Spirit is the One who makes you concerned about your sin. He is the Person who shows you that what you have done makes God very sad. Dying on the cross, the Lord Jesus took the awful punishment that you deserve for the wrong things you have done against God. That is why God can forgive you and you can be saved from your sin.

Flashcard 2-7

★ **Conclusion:** You need to obey the message of the Bible and call on the Lord for salvation.

Today you have heard how the Holy Spirit gave us the Bible, the wonderful message of God. Have you listened to it as I have explained it to you? Has He been showing you that you need to have your sins forgiven? If you have not asked Jesus to be your Saviour, are you willing to do what God says in the Bible? Are you willing to turn away from those wrong things that you do and ask Him to forgive you and to change you? You can do that today, right now! If you do, God promises that whoever calls out to the Lord Jesus for salvation will be saved. "Whoever calls on the name of the Lord shall be saved" (Romans 10:13).

Let's pray.

Pray, asking God to help the children who have not done so already, to call on (pray earnestly to) the Lord Jesus to save them from their sins.

Have you heard the Holy Spirit speaking to you today? He is showing you through the Bible that you need to call on the Lord Jesus to be your Saviour. Do that today! That will be the most important decision you will ever make in your whole life. He promises that if you "call" He will save you!

If you would like to have a little conversation with me by yourself about this very important decision, come after club and tell me. I will be over here by this window and I will be very glad to talk to you and help you in any way that I can. Of course, I cannot save you - only the Lord Jesus can do that. But I could explain a little more from the Word of God to you by yourself how you can call on the Lord so that He will save you today.

Review questions

- 1 Who was the prophet from the Old Testament we learned about who wrote about things that would happen hundreds of years later? (Isaiah.)
- 2 Who was Isaiah referring to when he wrote about the Son who would be born, the Prince of Peace? (The Lord Jesus.)
- 3 How did Isaiah and the other prophets know what to write? (The Holy Spirit guided them.)

PowerPoint 2-7

CTU



Read (or have an older child read) the verse from your Bible.

Make yourself available for personal counselling. (Be sure to comply with the Child Protection Policy of your country.)

Review game

The letter game

Prepare a set of envelopes. On the back of each envelope print a number (50, 75, 100, etc). These would be the points the team gets for answering a question correctly. Also on the back of each envelope stick a piece of flannel.

Place them on the table with the numbers hidden.

Every time a question is answered correctly, a child can choose an envelope to stick on the flannelboard.

Use one half of the board for each team.

At the end of the quiz look at the points. The team with most points wins.

(Hopefully the visual will help to remind the children that the Bible is a letter from God.)

You could also include questions based on the memory verse, and other teaching that you have given on prayer, missions, through the songs, etc.

- 4 In what way is the Bible different from any other book that we have? (It is the only book that God has given to us; it is always true.)
- 5 Give me the names of two other men who wrote some part of the Bible. (Examples given in the text are David, Luke, Matthew, Peter, Amos.)
- 6 In the Bible, what does the Holy Spirit tell us about ourselves? (That we have done wrong; that we need the Lord Jesus to save us; that God still loves us, even though we are not good.)
- 7 How can we show respect for God's Word here in club? (Listen attentively, handle with care, etc.)
- 8 At home how can you show that you really believe that the Bible is God's Book. (Take time to read a little every day and ask God to help you obey it.)

Carry-over activity

The Bible never grows old

Photocopy of the worksheet (page 39) for each child in your club.

Lesson 3

The Holy Spirit gives life

Scripture for teachers

Acts 2:36-41

John 16:8

Central truth

The Holy Spirit shows us our sin and gives life

Application

Unsaved: Ask God to give you eternal life through His Spirit

Saved: Thank the Lord that you have eternal life

Note to teacher

This lesson contains much teaching. For younger children or for those with a shorter attention span, you might want to teach the lesson in two parts. The first part would be up to the end of flashcard 3-5.

Flashcards 3-6 and 3-7 give some teaching on the works of regeneration and sanctification by the Holy Spirit. (Further teaching on sanctification is also given in different ways in lessons 4 and 5.)

Memory verse

Review John 16:13 and 2 Peter 1:21

Visual aids

- ◆ Flashcards: 3-1, 3-2, 3-3, 3-4, 3-5, 3-6 and 3-7
- ◆ Wordstrips: “The Holy Spirit shows us our sin and gives life” (central truth) and “Thank the Lord that you have eternal life” (application for the saved child)

Lesson outline

Introduction

The people listened very carefully to Peter

Progression of events

- 1 The Holy Spirit convicts of sin CTU
- 2 The Jews in Jerusalem turn to God through Jesus CTS, CTU
- 3 The “parable” about George
- 4 The Holy Spirit is the One who helps the sinner to turn to God (explanation of the “parable” about George) CTU
- 5 The Holy Spirit gives life CTU, CTS

Conclusion

The Holy Spirit wants to make you more like your Heavenly Father CTS

Lesson

Flashcard 3-1

★ **Introduction:** The people listened very carefully to Peter.

The people listened very carefully to Peter as he preached to them in the city of Jerusalem. It was still quite early in the morning and they wanted to know what this big meeting was all about.

But after the preaching had gone on for some time, many people in the great crowd became very upset. Peter told them that they had refused to accept the Lord Jesus as God's Son. In fact, they had wanted Him to be put to death on the cross. Now they realised that they had done wrong, that they had sinned against God and they felt so bad about it. They were really sorry for all the wrong things they had done, disobeying God.

They shouted out, "What shall we do?" (Acts 2:37.)

Flashcard 3-2

★ **Progression of events:** The Holy Spirit convicts of sin.

Who made these men and women and children realise that they had sinned against God? Who made them feel so sorry about all the wrong things that they had done? Was it Peter? Or the other apostles? Not really!

Peter had certainly preached God's Word to the people, but the Person who made them realise that they had done wrong was the Holy Spirit. While Peter and the others were preaching, the Holy Spirit was working silently in the hearts of the people to show them their sin and to give them eternal life. The Holy Spirit still does this work today. In John 16:8 we read, "He [the Holy Spirit] will convict the world of sin, and of righteousness, and of judgement." "Convict" means "show" and "make aware". It is the Holy Spirit who helps us to understand and become aware that we are sinners in God's sight. He is the one who make us want to turn from our sin so that He can give us eternal life.

Have you felt the Holy Spirit working in your heart sometimes when you have come to club? You have been listening to me tell you about God who is so perfect and pure, and how He hates the wrong things that you have done. Has it seemed to you then that there is a little voice making you realise that all this is true, you are a sinner, you are not God's child yet? Who is that speaking to you silently? It is the voice of the Holy Spirit, using the words of the Bible that He Himself had written down for us. That is why it is so important you turn from your sin and trust in Jesus. It is not just your teacher who tells you that you need to do this. It is God the Holy Spirit. Listen to Him as He speaks through His Word.

PowerPoint 3-1



PowerPoint 3-2



CTU

Show card with central truth: "The Holy Spirit shows us our sin and gives life".

PowerPoint hyperlink
(bottom right of screen)

Flashcard 3-3

★ **Progression of events: The Jews in Jerusalem turn to God through Jesus.**

The people in Jerusalem were certainly listening to God's voice. That is why they called out, "What must we do?"

Peter told them to turn from their sins and trust in the Lord Jesus so that their sins could be wiped out (Acts 2:38).

That day many, many people turned to God from their sins and trusted in Jesus as their Saviour - over 3,000 of them! What joy there must have been that day in Jerusalem! There was certainly great joy in Heaven! (Luke 15:10.)

If you have trusted in Jesus as your Saviour, you too can have this joy in your heart. Sometimes there are also problems to be faced - you get sick, or a friend of yours moves away to another part of the country, or you have a bad day at school. But you can be happy about the most important thing of all - that your sins are forgiven and that you are on your way to Heaven. Keep thanking God for that!

Who helped the people to turn from their sin and trust in Jesus? It really was not Peter nor any of the apostles. It was the Holy Spirit who did this!

I, your teacher, cannot turn you from your sin and lead you to trust in Jesus, but if you want help today I will be glad to explain more to you personally from the Bible after club. Come up to the front here and talk to me when club is over. I cannot give you eternal life - that is the work of the Holy Spirit. He shows you your need to be saved from your sin, and enables you to turn away from your sin and to trust in Jesus.

Let me explain this to you in another way. I'll tell you a little made-up story. In the story there is a picture of you and of the Holy Spirit. See if you can find both in the story.

Flashcard 3-4

★ **Progression of events: The "parable" about George.**

George was spending his summer holidays in a little town in the country. One afternoon he was out playing. He had often been warned not to go too far away from the house where he was staying, but he disobeyed and set off alone for a walk out of the town, up the hill and into the forest. He had a great time running along the paths among the trees and exploring.

After he had been playing for several hours, he suddenly discovered that the sun was going down and the woods were getting darker.

"I'd better be getting back to town," thought George, and he set off at a run in the direction he supposed would take him back home.

As he ran, he tripped over a branch of a tree and fell heavily to the ground. He got quickly to his feet but a terrible pain shot through

PowerPoint 3-3



CTS

Show card with application for the saved child: "Thank the Lord that you have eternal life".

PowerPoint hyperlink (bottom left of screen)

CTU

Make yourself available for personal counselling. (Be sure to comply with the Child Protection Policy of your country.)

Show card with central truth.

PowerPoint hyperlink (bottom right of screen)



In the text that explains flashcard 3-4, a little "parable" is told, followed by a series of questions

PowerPoint 3-4

in flashcard 3-5. This will give the children an opportunity to think and participate actively in finding the truth.

If your class is too numerous, or if for other

reasons you feel you cannot use the questions, give the application in flashcard 3-5 in a straightforward way.

his leg and he fell again. He had sprained his ankle and already it was starting to swell. He got to his feet again and began to hobble along as fast as he could in the darkness.

Just then he saw a man coming towards him. By his uniform, George knew that this was the forest ranger. He had a kind face and smiled at George. The man was carrying a flashlight and had a book under his arm.

“I’ve been looking for you, son,” said the ranger. “You have been here in the forest all afternoon. Do you realise that you were heading in the wrong direction? This path does not take you back to the town. It actually ends in a big cliff and you would have been very badly hurt if you had fallen again there. So I hurried to find you, to warn you of the danger you were in.”

He opened his book which had maps in it and showed George the right way to go. The ranger took George gently by the shoulders and turned him round, took him by the arm and guided him along the right path.

How thankful George felt as he got into his warm bed that night, that the forest ranger had found him, shown him that he was lost, warned him of his danger and helped him to get safely home.

Flashcard 3-5

★ **Progression of events: The Holy Spirit is the One who helps the sinner to turn to God. (Explanation of the “parable” about George.)**

- 1 In the story, who does George represent? (You.)
- 2 Why did George get lost? (He disobeyed.)
- 3 Who does the ranger represent? (The Holy Spirit.)
- 4 Name some things that the ranger did for George. (He found him; he warned him of his danger; he showed him the right road, with his book; he turned him around; he helped him to get back to town.)

Briefly explain that this is what the Holy Spirit wants to do for each one of the children who are still not saved.

- 5 What is the Book that the Holy Spirit uses to show us the right way? (The Bible.)

Use the following game to illustrate how the Holy Spirit guides us.

One child is blindfolded and various obstacles (chairs, stools, etc) are quietly placed around him. Another child has to give him instructions to get him safely across the room. Each time the “guide” may only say one of five words - “stop”, “right”, “left”, “back” or “forward”. The other children are not allowed to help. The game can be repeated with two other children taking part.

- 1 Children, does this remind you of the wonderful Person who wants to guide us? Who is He? (The Holy Spirit.)

PowerPoint 3-5

CTU



Show card with central truth.

PowerPoint hyperlink (bottom right of screen)

If you are dividing this lesson into two parts, the following game and review questions could be used as an introduction for the second part.

- 2 From what dangerous path does He want to guide us? (From going further and further from God, and being shut out of God's presence forever.)
- 3 Into what safe path does He want to guide us? (He wants to guide you to trust in the Lord Jesus as your Saviour and to start on your way to Heaven.)

Flashcard 3-6

★ **Progression of events: The Holy Spirit gives life.**

The Holy Spirit not only shows us our sin and helps us to trust in the Lord Jesus. He also is the One who gives eternal life to those who trust in Jesus. "Eternal life" means a wonderful new life that begins now and goes on forever.

Each of you belongs to a human family. When you turn from your sin and trust in the Lord Jesus as your Saviour, the Holy Spirit brings you into a new family - God's family. You become a child of God. The Holy Spirit gives you eternal life - the kind of life that God has and all His children also have. It is wonderful to have God as your Father. He is a perfect Father - He is loving and patient, He has time for you, He is all powerful, He is very, very wise and He is holy.

By the way, we do not have a "heavenly mother". God our Father is like both a perfect father (strong and wise) and He is a like a perfect mother (very tender , loving and patient).

As well, it is wonderful to have many, many brothers and sisters who also belong to God's family. If you have trusted in Jesus, everyone else who has Jesus as their Saviour is a brother or sister of yours - part of God's great, big family. Thank God every day that you are His child, that He is your loving Father.

Flashcard 3-7

★ **Conclusion: The Holy Spirit wants to make you more like your Heavenly Father.**

Maybe somebody has said to you that you look like your daddy. The Holy Spirit not only brings you into God's family when you trust in Jesus, but He also begins to make you more and more like your Heavenly Father (1 Peter 1:14-15). You do not become like Him in your looks, but in the way you behave.

Before you were saved, when the devil tempted you to tell a lie maybe you just went ahead and did that. When you become a Christian, the devil will still tempt you to tell lies, but you will have the Holy Spirit to help you say "no" to the devil. You tell the truth and so you are more like your Heavenly Father who always tells the truth.

Before you were saved when the devil tempted you to disobey your parents maybe you just did that. When you become a Christian, the devil will still tempt you to disobey. He will probably tempt you every day in that way. But a Christian has the Holy Spirit living in him and



PowerPoint 3-6

CTU

Show card with central truth.

**PowerPoint hyperlink
(bottom right of screen)**

CTS

PowerPoint 3-7

CTS



He can help you to obey. You become more like your Heavenly Father who always does the right thing.

You do not become completely like your Heavenly Father at once. Sometimes Christian children, and adults too, do wrong things. We say something that hurts another person, or we are selfish or proud. This makes God very unhappy.

If a Christian obeys God then he is an obedient son and pleases God, his Father. If a Christian disobeys God, then he is a disobedient son and makes God his Father unhappy, but the Holy Spirit does not leave God's children. In the Bible we have this promise "I will never leave you nor forsake you" (Hebrews 13:5).

What should you do if you sin, even after you have trusted in Jesus as your Saviour? You must tell the Lord that you are really sorry for what you have done and ask Him to forgive you for being a disobedient son or daughter. God makes a wonderful promise for His children. Listen to it. "If we confess our sins, He is faithful and just to forgive us our sins and to cleanse [clean] us from all unrighteousness" (1 John 1:9).

Has the Holy Spirit shown you that you have been sinning against God and that you are on a dangerous pathway going further and further from God? Will you turn from your sin today and ask the Lord Jesus to save you?

The Bible says, "Now is the day of salvation" (2 Corinthians 6:2).

Review questions

There is no review quiz given, as there are many questions incorporated in the lesson.

Carry-over activity

A maze

Photocopy the picture of the maze (page 40) for each child in your club.

Read the verse from your Bible.

Read the verse from your Bible.

Show card with central truth.

**PowerPoint hyperlink
(bottom right of screen)**

Read the verse from your Bible.

Lesson 4

The Holy Spirit, the believer's Companion

Scripture for teachers

John 14:17

2 Corinthians 3:18

Ephesians 4:30

Romans 8:4,15-16

1 John 2:3

Central truth

The Holy Spirit lives in the believer

Application

Unsaved: Come to the Lord Jesus, as the Holy Spirit speaks to you

Saved: Thank Him each day for His wonderful work in your life

Memory verse

"... He who is in you is greater than he who is in the world" 1 John 4:4

Visual aids

- ◆ Flashcards: 4-1, 4-2, 4-3, 4-4, 4-5, 4-6 and 4-7
- ◆ Wordstrips: "The Holy Spirit lives in the believer" (central truth) and "Thank Him each day for His wonderful work in your life" (application for the saved child)

Lesson outline

Introduction

Have you ever wished ...?

Progression of events

- 1 The Holy Spirit lives in every believer
CTS
- 2 He is a Friend and Companion to the Christian
CTS
- 3 He wants to make you more like Jesus
CTS
- 4 He is like a potter - moulding each Christian
CTS
- 5 He helps us to be sure that we are God's children
CTS
- 6 The Holy Spirit keeps the "fire" of love and obedience burning in the heart of God's children
CTS

Conclusion

Thank your Heavenly Father for the work of the Holy Spirit in your life
CTS, CTU

Lesson

★ **Introduction:** Have you ever wished ...?

Have you ever wished that your best friend could always be with you? At school, on holiday, in your home - everywhere! If you have trusted the Lord Jesus as your Saviour, you do have a Friend who is **always** with you. He is the Holy Spirit.

In our club today and next week, let's think about what the Holy Spirit does in the life of a boy or girl who is God's child.

Flashcard 4-1

★ **Progression of events:** The Holy Spirit lives in every believer.

After the Lord Jesus had died on the cross, He came back to life and went back to Heaven. But before He left the Earth, He said something wonderful to His friends, the disciples. Let's read what it was.

Read John 14:17.

"... He dwells [lives] with you and will be in you."

The Lord Jesus is speaking about the Holy Spirit and He says two things about Him. What are they?

Allow the children to answer.

- ◆ He lives with you.
- ◆ He will be in you.

If you are God's child these two promises are for you too! The Holy Spirit lives with you and lives in you!

When did He start to live in you? The very moment that you trusted in Jesus as your Saviour, though you may not have felt anything unusual. The Holy Spirit does not have a body. He can live in you, because He is a Spirit.

Why does the Holy Spirit live in everyone who is a Christian? What does He do in your life?

Flashcard 4-2

★ **Progression of events:** He is a Friend and Companion to the Christian.

The first reason He lives in everyone who has trusted in Jesus is to be a **Friend and Companion to them.**

If you are God's child, the Holy Spirit is always with you - when you are playing at school, when you are alone at home, when you feel afraid, or when you are sick.

He will never leave you. You can always count on this good Friend (who is the all-powerful God) being with you. In fact, He is living in you. He is not like other friends who sometimes are not in a good mood, or who don't want to help if it does not suit them. He is always there at your side.



Read (or have an older child read) the verse from your Bible.

PowerPoint 4-1

CTS

Show card with central truth: "The Holy Spirit lives in the believer".

PowerPoint hyperlink
(bottom right of screen)



PowerPoint 4-2

CTS

Show card with central truth.

PowerPoint hyperlink
(bottom right of screen)

So when you feel afraid or lonely, remember that the Holy Spirit is right there with you to keep you company and to be your wonderful, perfect, unchanging Friend. Thank Him for that.

Boys and girls, think of some hard situations when you would really love to know that the Holy Spirit is with you.

Let the children participate. You could add to their answers by suggesting situations - for example, when you are in hospital for an operation, or you have a difficult exam at school, or your father has lost his job, or you are lost in a big shop, or there is a storm with lightning and thunder, or a couple of the older children at school are always picking on you (bullying you).

Flashcard 4-3

★ **Progression of events: He wants to make you more like Jesus.**

Another reason why the Holy Spirit has come to live in each believer is to **change him or her**.

His name tells you what kind of a Person He is. He is holy. That means that He is perfect and pure and clean. He cannot do anything wrong. He loves everything that is good and lovely. He also hates everything that is dirty and wrong and sinful.

Read Ephesians 4:30 from your Bible.

Here God says, "Do not grieve [sadden] the Holy Spirit".

The next verse tells us some of the things that make Him sad. As I read the verse, pick out some things that make Him sad. Put up your hand if you want to answer.

Read Ephesians 4:31 from your Bible.

- ◆ Bitterness (nasty thoughts, wanting to "pay someone back").
- ◆ Wrath (rage) and anger.
- ◆ Clamour (hurting other people, fighting to get your own way).
- ◆ Evil speaking (telling lies about other people to hurt them).

When the Holy Spirit came to live in you the moment you trusted in Christ as your Saviour, He started the work of making you more like the Lord Jesus. He will go on with that wonderful work, little by little, during your whole life (2 Corinthians 3:18).

Sometimes our lives must seem like a dirty prison to the Holy Spirit. When you let lies, sinful thoughts and disobedience into your life, how do you think the Holy Spirit must feel? He must be so uncomfortable and sad surrounded by all those sinful things.

The Bible tells us not to make Him sad by doing these wrong things (Ephesians 4:30). The Holy Spirit can give you the strength to say "no" to temptations. He can help you not to do those things that are wrong. He can change you little by little into a lovely person (Romans 8:4). Maybe you do not see too many changes yet. Do not be discouraged!

Method: Class participation.

PowerPoint 4-3

Method: Read Ephesians 4:30-31 and have the children answer the questions. Explain briefly what the words mean.



CTS

Show card with central truth.

**PowerPoint hyperlink
(bottom right of screen)**

God the Holy Spirit **is** at work in your life. Thank Him for His patience with you!

Flashcard 4-4

★ **Progression of events: He is like a potter - moulding each Christian.**

Have you ever seen a potter working? He is a person who uses clay to make cups or vases or pots.

Maybe you have seen a potter in a television programme. He takes a lump of clay and puts it on a spinning, flat wheel. He keeps his hands on the clay and gradually forms it into the beautiful pattern that he has in his mind.

That is a picture of what the Holy Spirit is doing in your life. He is the great Potter who is shaping you little by little. The pattern that He has in His mind is the Lord Jesus Himself. You and I are not very much like the Lord Jesus yet. Sometimes you and I feel a bit sad and discouraged when we think of some of the wrong things that we still do, but the Holy Spirit can remind us that He is making us better and kinder than we were before.

Is that true in your life? Do you love the Lord Jesus more now than you did last year? Jesus said, "If you love Me, you will keep My commandments" (from John 14:15). Do you find that you want to obey your parents more? Do you try more to always tell the truth?

If that is so, you can think, "It really is true! The Holy Spirit who lives in me, is changing me little by little. I am far from perfect but I know that the Holy Spirit will keep on helping me to become more and more like the Lord Jesus."

One day, when we get to Heaven, we will indeed be perfectly like the Lord Jesus Himself. Isn't that wonderful?

Flashcard 4-5

Why did the Holy Spirit come to live in you the moment that you were saved? Can you remember the two reasons we have already thought about?

Allow the children to answer.

- ◆ To keep you company.
- ◆ To change you little by little so that you will become more and more like the Lord Jesus.

★ **Progression of events: He helps us to be sure that we are God's children.**

Another reason is to **help you to be sure that you really are God's child** (Romans 8:15-16).

The devil will often attack you and try to make you doubt that you are saved. He wants you to keep wondering, "Am I really a child of God?", "Am I really on my way to Heaven?" or "Are my sins really all forgiven?"

PowerPoint 4-4




CTS

Read (or have an older child read) the verse from your Bible.

Show card with application for the saved child: "Thank Him each day for His wonderful work in your life".

PowerPoint hyperlink (bottom left of screen)

PowerPoint 4-5



Part of the work of the Holy Spirit is to help you answer the devil when he attacks. The Holy Spirit helps you to know you are truly God's child. He can do this in two ways.

Firstly, He brings back to mind verses like Romans 10:13, "Whoever calls on the name of the Lord shall be saved." You can think, "Did I call on the Lord to save me from my sins and to make me His child?" If you did, then you can know that He kept His promise to save you. It is the Holy Spirit who put that verse, and many others like it, in the Bible. He helps you to be sure from these promises that you are truly God's child.

The second way that the Holy Spirit helps you to be sure that you are saved and are God's child is by helping you to see the little changes that He is making in your life, even when you are alone and no-one is watching to see if you do what is right or not.

Let's read part of another wonderful verse from God's Word. "The Spirit ... [cries out], 'Abba, Father!'" (Galatians 4:6). That word "Abba" is just like "Dad" or "Daddy". When you have a fear that maybe you are not God's child, it is the Holy Spirit who assures you that you really are in God's family and quietly in your heart you say, "Yes, I know that You **are** my Father in Heaven. You are a Father I can trust and I **am** Your son (or daughter)."

Many young Christians have doubts as to whether they really are children of God. If you have doubts like that, I hope that this class has really helped you. But if you would like me to talk personally with you, please come and talk to me here after club. I will be very happy to explain more to you and help you in any way I can.

Flashcard 4-6

★ **Progression of events: The Holy Spirit keeps the "fire" of love and obedience burning in the heart of God's children.**

There is a famous book called "Pilgrim's Progress" in which there is a story about a man called Christian. Christian makes a long journey and one day he comes to a big house and goes inside. In one of the rooms there is a fire burning in the fireplace but a very angry-looking man is throwing buckets of water on the fire to put it out. To Christian's surprise, the fire does not go out. Christian wonders how it keeps burning, until a friend takes him into a room behind the fireplace and there is a man pouring oil on the fire through a little opening in the wall. Oil burns very easily and makes a big flame.

The angry-looking man who pours water on the fire, makes us think of our enemy, the devil, who is always trying to discourage us, to make us love the Lord Jesus less and to trust Him less.

But there is Someone who is more powerful than the devil. He works very quietly in the hearts of God's children. He reminds us of God's promises in the Bible. He gives us the strength to do what is right and

CTS

Read (or have an older child read) the verse from your Bible.

CTS

Show card with application for the saved child.

PowerPoint hyperlink (bottom left of screen)

Make yourself available for personal counselling. (Be sure to comply with the Child Protection Policy of your country.)



PowerPoint 4-6a

PowerPoint 4-6b

CTS



PowerPoint 4-7

CTS

Show card with application for the saved child.

PowerPoint hyperlink (bottom left of screen)

to be a good example to others. You know now who He is, don't you? He is the Holy Spirit. He helps our love for Jesus to burn brighter. He helps us to be stronger and to do what is right, to be obedient to our parents and teachers and to be friendly to others. Isn't the work of the Holy Spirit wonderful?

Flashcard 4-7

★ **Conclusion:** Thank your Heavenly Father for the work of the Holy Spirit in your life.

CTU

Read the verse from your Bible.

Is the Holy Spirit your Companion and Friend? He certainly is, if you have trusted in Christ and asked Him to save you from the punishment that you deserve because of your sin. Thank your Heavenly Father for the Holy Spirit and for His love and patience in being with you always, in making you more like the Lord Jesus, and in making your love and trust in the Lord burn brightly.

If you have never trusted in Jesus as your Saviour, the Holy Spirit wants to show you that you are a sinner. He wants you to receive the Lord Jesus into your life. The Lord Jesus died on the cross so that your sins could be forgiven and you could become a child of God. God promises, "As many as received Him [the Lord Jesus], to them He gave the right to become children of God (John 1:12). Will you receive (accept) Him today?"

Review questions

- 1 When does the Holy Spirit come to live in the heart of a child of God? (The moment he trusts in Jesus as his Saviour.)
- 2 Give me two examples of bad situations that you might be in as a Christian, but you know that God, the Holy Spirit, is with you. (Answers will vary - for example, when you are in hospital for an operation, or you have a difficult exam at school, or your father has lost his job, or you are lost in a big shop, or there is a storm with lightning and thunder, or a couple of the older children at school are always picking on you.)
- 3 What makes the Holy Spirit sad? (Our sin.)
- 4 In what way can we compare the Holy Spirit to a potter? (The potter moulds the clay to make a pot, and the Holy Spirit moulds the believer to make him more like Jesus.)
- 5 The Holy Spirit uses two ways to make the Christian sure that he is truly a child of God. What are they? (Through promises in the Bible; through the life of the Christian which should be more and more pleasing to God.)
- 6 What did "Christian" (the pilgrim) see in the big house? (A fire burning in the fireplace and a very angry-looking man throwing buckets of water on the fire to put it out, but the fire does not go out.)

- 7 Who is the person who tries to discourage us and “put out” our love for the Lord and our desire to please Him? (The devil/Satan.)
- 8 The Holy Spirit is the One who “keeps the fire burning” in the life of the Christian. Can you explain what we mean by “keeping the fire burning”? (He keeps encouraging us and helping us to love and serve God.)

Carry-over activity

The Holy Spirit helps when the devil attacks

Photocopy the picture of the maze (page 41) for each child in your club.

Lesson 5

The Holy Spirit gives strength to God's children

Scripture for teachers

Romans 8:26

Acts 1:8

John 14:26-27

John 16:13

Ephesians 4:30,32

Isaiah 63:10

Central truth

The Holy Spirit helps Christian children to please God

Application

Saved: Ask Him to help you and trust Him to do it

Memory verse

Review 1 John 4:4

With older children review the three verses memorised previously.

Visual aids

- ◆ Flashcards: 5-1, 5-2, 5-3, 5-4, 5-5 and 5-6
- ◆ Wordstrips: "The Holy Spirit helps Christian children to please God" (central truth) and "Ask Him to help you and trust Him to do it" (application for the saved child)

Lesson outline

Introduction

Have you ever felt really tired? CTS

Progression of events

- 1 The Holy Spirit **prays** for the believer CTS
- 2 The Holy Spirit tells us to **tell others** about Jesus CTS
- 3 Case study - Mary learning to witness to others CTS
- 4 The Holy Spirit helps you **understand the Bible** CTS
- 5 Case study - Sam learning to forgive

Conclusion

Review of the main points in the lesson CTS

Lesson

★ **Introduction:** Have you ever felt really tired?

Have you ever felt really tired after a long ride on your bicycle, or a hard game of football, or a swim in the pool? You feel as if you have no strength left to do anything.

Sometimes Christians feel like that, not just in their bodies but in their minds and feelings. They feel exhausted, trying to do what is right. They feel tired trying to tell friends who do not know the Lord Jesus about the good news of salvation. Sometimes it seems that it is too hard to pray or to read the Bible. Do you sometimes feel like that? The Holy Spirit lives in each believer, and stays with him day by day to give him strength to do what is right.

CTS

Flashcard 5-1

★ **Progression of events:** The Holy Spirit prays for the believer.

Let's read Romans 8:26. Listen for the two things this verse tells us that the Holy Spirit does.

"... The Spirit also helps us in our weaknesses. For we do not know what we should pray for as we ought, but the Spirit Himself makes intercession for us with groanings which cannot be uttered."

Did you notice them as I read?

- ◆ He helps.
- ◆ He intercedes with groans.

(To "make intercession" means that He prays for God's children.) When does a person groan? Yes, when he is in pain. The Holy Spirit groans because He feels our pains. He knows when we are sick, hurt, tired or lonely, and so He groans. We cannot hear His groans, but He does more than that - He helps us and He prays for us. We do not really know how to pray. Our prayers are often very imperfect, but the Holy Spirit prays to God for us so that we will be strong to do what is right and to keep on doing it. When you pray quietly to God at home, isn't it wonderful to know that the Holy Spirit is praying for you and with you!

CTS

Flashcard 5-2

★ **Progression of events:** The Holy Spirit tells us to tell others about Jesus.

After the Lord Jesus had died and come back to life, He spent forty more days on Earth before He went back to Heaven. Just before He left the Earth, He gathered His disciples together and told them that He would not leave them but that He would send the Holy Spirit to be with them. Even before He died, Jesus had promised that He would not leave them like orphans.

This took place ten days later, when the disciples were together in Jerusalem and the Holy Spirit came down on them with the sound of a great wind and with little tongues of flame. It must have been a very

Method: Questions and answers.



PowerPoint 5-1



PowerPoint 5-2

exciting time - even a bit frightening. Why had the Holy Spirit come down from Heaven? If you listen to the promise the Lord Jesus had given previously, you will know the answer. Jesus had said, "You shall receive power when the Holy Spirit has come upon you; and you shall be witnesses to Me" (Acts 1:8).

Yes, the Holy Spirit came to give the disciples power to tell others about the Lord Jesus. Immediately Peter and the other disciples stopped being afraid and went out to preach about the Lord Jesus. That day a huge crowd listened to the Gospel and about 3,000 people trusted in Jesus as their Saviour.

The Holy Spirit can give you and me this power too - to tell our friends about Jesus who came to save them from their sin. Sometimes that is not easy, but if you have trusted in Jesus as your Saviour, the Holy Spirit is with you to give you the strength and courage to tell others about Him.

Flashcard 5-3

★ **Progression of events: Case study - Mary learning to witness to others.**

Let's imagine a situation of a girl at school. Let's call her Mary. Mary is nine years old and attends a big school in the city. In Good News Club® the previous year, she asked the Lord Jesus to be her Saviour. Since then the Holy Spirit has begun to change her life. She is not as selfish as she had been before she was saved. Now she is much kinder. Some of the bad words that she used to say are not coming out of her mouth now. She behaves better in class.

Heather (one of the girls with whom Mary had not got on well before) came to her one day at break and said, "Mary, you have changed a lot since last year. You seem like a different person. What has happened to you?"

Mary had a wonderful opportunity to tell Heather how the Lord Jesus had come into her life by His Spirit and how He helped her day by day. She also gave a Gospel tract to Heather. Mary had been hoping and praying that soon Heather too would ask the Lord to forgive her sins and trust in Him as her Saviour.

1 Who was helping Mary to witness to Heather? (The Holy Spirit.)

A few minutes ago we read the verse in Acts 1:8 which tells us that the Holy Spirit gives power to God's children to tell others about Jesus.

2 Mary witnessed to Heather and the other pupils in the school in two ways. What were they? (Her actions and her words.)

3 What changes had the Holy Spirit already made in Mary's life? (She was not selfish, was kinder, had stopped using bad words, and behaved much better in class.)

Read (or have an older child read) the verse from your Bible.

CTS

Show card with central truth: "The Holy Spirit helps Christian children to please God".

**PowerPoint hyperlink
(bottom right of screen)**



PowerPoint 5-3

Method: Case study.

Make copies of the five questions in the lesson. You will need a copy for every five or six children in your class.

Tell the story of Mary to the whole class.

Divide the children into groups of five or six to answer the questions. Explain that they do not

need to answer question five aloud.

Allow the children two or three minutes to discuss the questions.

Bring the children back together again and ask for their answers.

Add to their answers with your own comments.

CTS

A selection of tracts for children is produced by European Child Evangelism Fellowship® and are available from your CEF® National Office. If you need an address, contact the European Headquarters (address at the front of this book).

PowerPoint 5-4



CTS

Show card with application for the saved child: "Ask Him to help you and trust Him to do it".

PowerPoint hyperlink (bottom left of screen)

PowerPoint 5-5

If the children enjoyed and benefited from the case study about Mary, try this one about Sam.

- 4 Can you think of some other people, apart from her school friends, that Mary might have the chance to witness to at another time? (For example, to her family.)
- 5 If we changed the names of the story, where would we put your name? In the place of Mary, or in the place of Heather? Are you like Mary, a Christian learning to witness to others? Or are you like Heather, still not saved and needing to have your sins forgiven?

At the back of our class there are some tracts. If you are a believer, would you like to pick up a tract after club and give it to a friend sometime this week and invite them to come to our Good News Club to hear the Gospel? The Holy Spirit will help you to be a good witness. He can also work in the hearts of your friends, showing them that they too need Jesus to be their Saviour. Maybe next week in Good News Club you could tell me if you talked to someone about Jesus, or maybe you will introduce me to a friend that you have brought with you to hear about Jesus!

Flashcard 5-4

The Holy Spirit prays for God's children so that they will have the courage and strength to do what is right and to be good witnesses for the Lord Jesus.

★ Progression of events: The Holy Spirit helps you understand the Bible.

The Holy Spirit also strengthens God's children in another way - He helps them to understand the Bible.

Do you remember, some weeks ago, how we learned a little about how the Holy Spirit gave us the Bible and how He helps us understand it? (John 14:26.)

Suppose you were reading a book that was very, very interesting, but there were some things where you were not quite sure if you understood their exact meaning. One day a visitor came to your home, and you discovered he was the writer of the book. Wouldn't it be wonderful just to turn to him and say, "I'm enjoying your book so much, but would you explain to me what you meant on page 124?"

That is exactly what you can do as you read the Bible. If you are God's child, the Writer of the Bible lives with you. He is not just a visitor. As you read a little of God's Word each day, you can pray to God and ask that the Holy Spirit, the Author of the Bible, will help you understand and obey what He has written for you.

Flashcard 5-5

★ Progression of events: Case study - Sam learning to forgive.

Let me tell you another little made-up story. This time we will call the boy Sam.

Sam was reading his Bible one morning. Before he began, he asked God to help him understand what he was about to read. He read from

Ephesians 4:32 - "And be kind to one another, tenderhearted, forgiving one another, even as God in Christ forgave you."

"That's right," thought Sam. "God forgave my sins. I must learn to forgive others too."

Then he prayed that God would help him and he quickly ran off to school. At lunchtime when he was playing football Tom, one of his friends, kicked him quite hard.

Sam was just about to punch him back, when the words "forgiving one another, ... as God ... forgave you" came into his mind. He just played on and did not pay Tom back.

Flashcard 5-6

At home that evening, he was finishing a jigsaw puzzle, when Anne (his younger sister) suddenly knocked lots of the pieces onto the floor. Sam was about to shout angrily at her when he remembered the words from the Bible - "Forgiving one another, ... as God ... forgave you." Sam was able to pick up the pieces quietly, without making a big fuss.

Let the children answer these questions.

- 1 Sam began his day very well as a young Christian. How? (He read his Bible and prayed.)
- 2 Why did he pray before he read the Bible? (He asked God to help him understand what he was about to read.)
- 3 Who helped him to understand the Bible verse? (The Holy Spirit.)
- 4 How did he show at school that he really had understood what he had read that morning? (When Tom kicked him as they played football, Sam did not kick back.)
- 5 How did he show at home that he had understood? (When Anne knocked the jigsaw pieces onto the floor, Sam did not shout at her but just picked up the pieces without making a fuss.)

★ **Conclusion: Review of the main points in the lesson.**

We have learned many things about the Holy Spirit. If you have trusted the Lord Jesus as your Saviour, God the Holy Spirit is with you when you are frightened or lonely. He is with you when people bully and tease you.

- ◆ He is with you when you read the Bible, to help you understand and obey.
- ◆ He is with you when you want to share with others that you belong to the Lord Jesus.
- ◆ He is with you helping you to pray.

He is your Friend forever. Don't do anything that would hurt Him! Listen to Him! Obey Him at once! Let Him change you! Then you will have the joy of the Lord in your heart.

Follow the same steps as before.

If you prefer, just tell the story and ask the questions yourself to the whole class.



PowerPoint 5-6



CTS

Show card with application for the saved child.

**PowerPoint hyperlink
(bottom left of screen)**

Review questions

For this lesson we have not included review questions.

Carry-over activity

Role play

Children would really enjoy a little role play and it should certainly reinforce the teaching given in flashcard 5-5.

For the main character, choose an extrovert who would enjoy this role. Shyer children could take smaller parts.

You need six “actors” for this role play:

- ◆ Sam
- ◆ Two friends with whom he plays football
- ◆ Someone “off-stage” to read Ephesians 4:32 in scenes 2 and 3
- ◆ Anne (Sam’s sister)
- ◆ Someone to hold up three cards saying “Scene 1 - Sam’s bedroom”, “Scene 2 - Lunchtime at school” and “Scene 3 - Living room”

Scene 1

Sam (by himself) reads his Bible aloud by his bedside in the morning. “And be kind to one another, tenderhearted, forgiving one another, even as God in Christ forgave you” (Ephesians 4:32).

Scene 2

Sam and two friends are playing football at school during lunchtime. One of them trips him up. He gets up furiously to punch his friend, but ... (the action stops). The voice off-stage is heard, “Forgiving one another, even as God in Christ forgave you.” Sam does not retaliate and goes on playing good-naturedly.

Scene 3

That evening Sam and Anne are in the living room at home. Sam is working on his jigsaw. Anne knocks pieces onto the floor. Sam is about to shout at her, but ... (the action stops). Ephesians 4:32 is heard off-stage. Sam picks up the pieces quietly.


You might like to follow up the role play with another question or two to reinforce the teaching further:

- 1 *God will not speak to you in a loud voice as we saw in our little role play at the moment of temptation. How will He speak? (He may remind you of something you read in the Bible that morning, or of something you heard in Good News Club.)*
- 2 *Will you too plan to take time to read God’s Word each morning? Where will you do it? When? How will you remember what you have read?*

The Bible never grows old

Carry-over activity - lesson 2

You could add another picture of something old or broken. If you wish, colour the pictures of the old things in a dark colour and colour the Bible in a bright colour.



Every time you see something old, broken or rusted, thank God that the Bible never grows old.



A maze

Carry-over activity - lesson 3

Help this child to find his way home.

You, too, need the Holy Spirit to guide you to Jesus and the home in Heaven.


Home!



Start

The Holy Spirit helps when the devil attacks

Carry-over activity - lesson 4



“He who is in you is greater than he who is in the world” (1 John 4:4).

When the devil attacks, thank the Lord that the Holy Spirit is there to keep you bright and strong!

Copy, cut out and keep in your Bible



Summary of steps for counselling the child who wants to come to Christ

Make sure the child understands about

God

Who is God?
God made us. He speaks to us through the Bible.
God is holy and pure. He loves us.

Sin

What is sin?
Sin is disobeying God's commands. It is against God.
Speak about specific sins.
The child is a sinner by nature and act. (We sin because we are sinners.)
Sin deserves punishment.

The Saviour

Who alone can take away your sin?
God the Son died on the cross for sinners.
The Lord Jesus rose again from the dead.
He is Lord of all.

Explain how to be saved

Explain what the Lord wants us to do, and what He will do.
Use a Bible verse (*John 1:12; 3:16; 6:37; Acts 16:31; Romans 6:23 or 10:13*).
What does the Lord want you to do?
What will the Lord do?
Warn about difficulties.
Ask: "Do you want to trust Christ, or would you rather wait?"
Encourage the child to pray audibly (if ready).

Speak about assurance of salvation

Go back to the Bible verse you used.
Speak about a changed life.
Tell him what the person who is truly trusting in Christ can know.

Give (later) some advice about the Christian life

Read and obey your Bible.
Talk to God, our Heavenly Father.
Tell others what the Lord has done for you.
Ask God to forgive you when you sin.
Meet with other Christians.
Remember the Lord promises: "*I will never leave you*" (*Heb 13:5*).