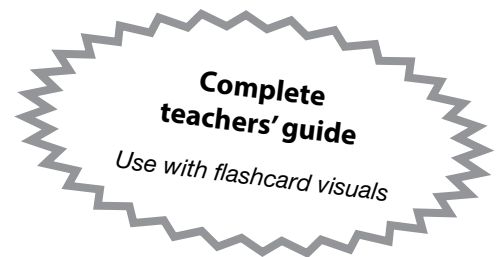


The BIG Picture

Foundational truths for today's children



Author: Jennifer Haaijer
Artist: Stephen Bates
Design team: Brent Hautle
 Thomas Bates
Publisher: CEF of Europe
 Kilchzimmer
 4438 Langenbruck
 Switzerland

Copyright © 2016
 Child Evangelism Fellowship of Europe.
 All rights reserved. May be reproduced for
 personal, nonprofit and non-commercial
 uses only.
 Visit www.teachkids.eu for full details of
 permission.

Version 1.0

Scripture taken from the New King James
 Version. Copyright 1982 by Thomas
 Nelson, Inc. Used by permission. All rights
 reserved.

Child Evangelism Fellowship® (CEF®) is a
 Bible-centred, worldwide organisation
 composed of born-again believers
 whose purpose is to evangelise boys
 and girls with the Gospel of the Lord
 Jesus Christ and to establish (disciple)
 them in the Word of God and in a local
 church for Christian living.

CEF develops, produces and distributes
 a variety of publications for the purpose
 of helping you evangelise children.

For more information about
 CEF ministries, contact your national
 office or write to CEF of Europe
 (address above) or visit our website at
www.cefeurope.com.

TABLE OF CONTENTS

How to use this book.....	4
Master planning chart.....	7
Lesson 1—Designer made (Creation and the fall)	8
Lesson 2—Amazing God (God shows what He is like).....	18
Lesson 3—He can do it! (The authority of Jesus).....	27
Lesson 4—Something which changes everything (Jesus is alive)	37
Lesson 5—Back where he belonged (Onesimus)	45
Templates for photocopying	55
How to lead a child to Christ.....	63
How to help a saved child have assurance of salvation...	63

PLEASE NOTE!

The visuals for this series can be purchased from most
 CEF offices and online shops.

For a list of CEF offices and online shops in Europe,
 please visit www.teachkids.eu and click on "Locations".



Since 1937

CEF
 CHILD EVANGELISM
 FELLOWSHIP®
Reaching children worldwide™

How to use this book

GET READY!


Trust and pray—As a teacher you play an important role in the lives of children. Our prayer and hope is that the Holy Spirit will work through you and that the children will come to know, love and follow Jesus Christ. Trust and pray that the Holy Spirit is already preparing the heart of each child. As you present God's Word to the children, pray that the Holy Spirit would speak to them and change their hearts.

Personalise—Each lesson you teach should be personalised to suit **your** children's needs. There will be a mixture of saved and unsaved children in your club. Getting to know each child will help you personalise the lesson and application.

Model—One of the best ways the children in your club will learn is by watching you. You are the one who will teach and show the children how to know, love and follow Jesus Christ. They will learn how to be followers of Jesus Christ by knowing you and watching what you do. Spend time talking to and getting to know the children during club time, so that they can both watch your life and see that you care about them. Share stories with them about how God has changed you. Ask yourself, "How is the Holy Spirit working in the lives of the children and how can I grow and nurture what He has already begun in their lives?"

GET SET!

Each lesson includes the Bible lesson, memory verse and other activities. Below we have included suggestions which will help you prepare and get set to teach your lesson.



BIBLE LESSON

Each lesson begins with two pages which include a lesson overview, suggested programme and lesson outline. If you wish you can photocopy these pages to use in your preparation and to make notes on your lesson. Then, when you are ready to teach, fold the lesson outline and place it in your Bible to help you as teach the lesson.

The lesson overview and outline include the following:

- **Scripture**—Key Bible passage(s) the lesson draws from.
- **Memory verse**—Bible verse, taught with the lesson, for children to memorise.
- **Central truth**—The central truth of the Bible lesson stated simply on a child's level.

Make sure that you do not get so engrossed in the narrative that you do not teach Bible truths. We fall short of our responsibility as teachers if we only tell children Bible stories. These stories have been written down to teach us and it is essential that children learn these truths. Take them a step further by showing what that truth means to them in their daily lives. Of course, it is not possible in one lesson to cover all the teaching any particular story would provide, so one central truth has been chosen for each lesson. The teaching of the central truth has been woven throughout the narrative, but to help you in your preparation the teaching sections have been marked "**CT**". They are also indicated in the lesson outline.

- **Application**—What God wants children to do or how He wants them to act as a result of hearing this lesson.

The application of the central truths are marked with a "**U**" to show they apply to unsaved children. This is also made clear in the text by using phrases such as, "If you have not trusted the Lord Jesus to forgive your sin ..."

You may feel it necessary to adapt the applications to better suit the children you teach. For example, the application may use a boy's name, yet you have only girls present. It could be that the application given is more applicable to older children, while yours are very young. Make the changes you feel are necessary. The important thing is that the Word of God is applied to their lives.

Prepare before you teach—Begin your lesson preparation by reading the passage(s) from your Bible several times, paying special attention to the characters, places, time periods and story facts. Reflect prayerfully as you study God's Word and prepare to teach it. Here are some questions to ask yourself as you study God's Word:

- What did God/Jesus/the Holy Spirit do in this passage and what does this show us about Him?

- How does this fit into God's whole plan?
- What is God saying to me in this lesson?

Present the Gospel—The presentation of the Gospel may be different in each lesson, depending on the topic covered in the lesson.

Make yourself available for counselling—

When you present the Gospel message, there may be children who will respond independently. They may or may not tell you later that they have trusted the Lord Jesus Christ as Saviour. There may, however, be others who have questions and need help in knowing how to put their trust in Jesus.

As you teach the saved children, there may be times when they would like advice in a difficult situation; they may need clarification on how a particular lesson applies to their daily lives; they may find themselves in a situation where they do not know what the Bible says they should do; they may want to share a difficulty so that you can pray for them, especially if you are the only Christian support they have.

For these reasons, it is important that the children know you are available to talk and that they know when and where to go to do that. Use wisdom in deciding where to meet a child and always comply with the Child Protection Policy of your country. Finally, it is essential that unsaved children do not confuse coming to the Lord Jesus with coming to you. Always point them to Him. In all cases you should make yourself available at a different time than when you extend the Gospel invitation, so that the children never get the impression that they can only come to Christ by coming through you, or that they are saved simply by waiting to speak to you.

- **An example for use with the unsaved child:** "Do you really want to live for the Lord Jesus, but don't know how to come to Him? I will be glad to explain it to you from the Bible. Come and see me when the meeting is over. Remember, I can't forgive your sin—only the Lord Jesus can do that—but I will be glad to help you understand clearly how you can come to Him. Come and ask me any questions you have."



MEMORY VERSE

In each series of lessons we include teaching notes for a verse(s) which are written to be specifically taught with each lesson. We want to teach and review each verse in a variety of ways so that the children not only memorise, but also understand God's Word and hide it in their hearts. Memory verses are taught using the IPEAR (Introduction, Presentation, Explanation, Application, Repetition) method. This will help the children understand the meaning of the verse and how it applies to their lives. You will find this to be a simple yet effective way of making Scripture learning fun. The repetition part of the method will help them hide God's Word in their hearts.



FURTHER HELP

Bible Timeline—The whole Bible tells of God's plan to rescue sinners, deliver them from sin and death, and make them new in Jesus Christ by the work of the Holy Spirit. One day He will make all things new, destroying sin and death for ever.

The Bible Timeline will help to show the children that they are part of God's plan. It will help them see how God has actively been present in the world from the time of creation. It is amazing to see that throughout history God has graciously revealed Himself to us so that we will know, love and follow Him. Towards the end of the Bible Timeline you could add a picture of the children in your club to show them that they are part of God's plan. (The Bible Timeline is more suitable for situations where you are teaching lessons indoors.)

The Bible Timeline is available from your CEF® national office. If you need an address, contact the European Headquarters at the address at the front of this teachers' guide.

Sidebar—Every lesson has space in the side column where you can write down whatever is helpful to you in teaching God's Word. If you have background information that you want to include in that part of the lesson, make a note to yourself. If you have an idea for a fun activity to include in the lesson, jot down your ideas! This will help you personalise the lesson for your children.

Songs—Select three or four songs which you will use throughout the time you teach these lessons. Choose songs which reinforce the truths you teach in the rest of the programme. Simple and short is best and a catchy tune always helps. Explain any difficult or unfamiliar words but remember songs are for singing!

Practise using the visuals—It is wise to practise using the visuals before teaching the lesson to children. Become thoroughly familiar with them and know when you need to use them in the lesson.

Extra visual aids—Print out the words of the central truth for each lesson on card. Use lower case letters, so that even the younger ones can read the words easily. Ensure that the words are clear and can be easily read. Display this card at the beginning of the programme or when you first teach the central truth in the lesson. If you are using a flannelboard, you may want to back the card with flannel or pieces of flocked paper.

Extra visual aids are provided in the resource pack available from your *CEF* national office.



REVIEW TIME

Some review questions are given for each lesson. These can be used immediately after the lesson or the following week, before teaching the new lesson.

Review time, if conducted in an orderly way, can be an ideal opportunity to reinforce what you have

taught, while still being fun for the children. You can use this time:

- To find out how much the children are understanding and remembering.
- To help you as a teacher know what you need to emphasise more, so that the children will remember more clearly what they have been taught.
- To provide a time of fun during the programme. The children like competition and look forward to this time. But it is more than just a game—it is a time of learning.

In this teachers' guide questions on the lesson are included. It would also be profitable to include questions on the songs, memory verse and any other material you teach. In this way the children realise that every part of the programme is important.



CRAFT ACTIVITY

The craft ideas are suggested for use when the club takes place indoors. They provide an opportunity to reinforce the truth and to build relationships with the children. The programme will last longer if crafts are included.

GO!

Now you are ready and set to go teach the children in your club. We pray that, as you teach children, the Holy Spirit will change hearts and lives for God's glory.

The Big Picture | Master planning chart

	1	2	3	4	5
Lesson	Designer made (Creation and the fall) Genesis 1—3.	Amazing God (God shows us what He is like) Jonah 1—4.	He can do it! (The authority of Jesus) Luke 4:31–41 and Mark 1:29–31.	Something which changes everything (Jesus is alive) Luke 24:13–49.	Back where he belonged (Onesimus) The book of Philemon, Ephesians 2:12–13.
Lesson visuals	Flashcards 1-1 to 1-6. (See also lesson overview.)	Flashcards 2-1 to 2-6. (See also lesson overview.)	Flashcards 3-1 to 3-6. (See also lesson overview.)	Flashcards 4-1 to 4-6. (See also lesson overview.)	Flashcards 5-1 to 5-6. (See also lesson overview.)
Central truth	The Bible tells us what is in our hearts.	In the Bible God shows what He is like.	Jesus Christ can put right all that sin made wrong.	The Lord Jesus is the Saviour.	You can belong to God.
Application for unsaved	Accept and agree with what God says.	Believe what God shows about Himself; turn from sin to Him.	Trust Jesus to forgive you and to make you ready for His new earth.	Trust Him to save you.	Trust Jesus Christ to bring you into this special relationship.
Application for saved	There is no application for the saved child in this lesson.	There is no application for the saved child in this lesson.	There is no application for the saved child in this lesson.	There is no application for the saved child in this lesson.	There is no application for the saved child in this lesson.
Memory verse	John 3:16 (first part). Do as I do. Hearts cover-up.	Review John 3:16 (first part). Number fun. Tag together relay.	John 3:16. Washing line race. Test your eyesight.	Review John 3:16. Take your pick.	Review John 3:16. Balloon pop. Skittles. Catch. Defeat the leader.
Songs	Songs about the Bible; God.	Songs about the Bible; Jesus Christ; God.	Songs about God who rules over all; the Bible; Jesus Christ; salvation.	Songs about God; Jesus Christ; salvation; the Bible.	Songs about God; the Bible; salvation; Jesus Christ.
Review game	Catch!	Feed the big fish.	Jelly bean review.	Get back to Jerusalem fast.	Discuss throw.
Activity	Creation pictiory. Created in God's image.	Captain's coming. Mini bunting.	Are you the authority? "Jesus is King" crown; or crown craft.	Sad face/happy face.	Don't get caught! Friendship bracelets.
Closing	Announcements, prayer, memory verse tokens.	Announcements, prayer, memory verse tokens.	Announcements, prayer, memory verse tokens.	Announcements, prayer, memory verse tokens.	Give out memory verse awards and <i>Things You Need to Know</i> booklets. Snack, announcements, prayer and goodbyes.

Designer made (Creation and the fall)

This page has been designed for you to photocopy and place in your Bible as a ready reference.

Lesson overview

Scripture	Genesis 1—3.
Memory verse	“For God so loved the world that He gave His only begotten Son ...” (John 3:16).
Central truth	The Bible tells us what is in our hearts.
Application for unsaved	Accept and agree with what God says.
Application for saved	There is no application for the saved child in this lesson.
Visual aids	<p>Lesson</p> <ul style="list-style-type: none"> • Flashcards 1-1 to 1-6. • Central truth visual: “The Bible tells us what is in our hearts.” • Recording of the sound of a human heartbeat (this can be downloaded from the internet) and CD or MP3 player to play it. • A heart-shaped balloon (helium-filled is ideal) or a large heart made from card. • A marker. • A picture of a dog and a picture of a person, plus whatever objects and pictures you plan to use for the activity—eg a sausage, a set of paints, a T-shirt, a ball, a phone, a Bible, a person praying, water. • A simple outline of a person made from coloured card. • Dark chalk or an ink pad. <p>Memory verse</p> <ul style="list-style-type: none"> • Memory verse visual: John 3:16. <p>Hearts cover-up</p> <ul style="list-style-type: none"> • Ten brightly coloured paper hearts and sticky tack. <p>Game</p> <ul style="list-style-type: none"> • Paper and a pencil for each group of four/five children. <p>Craft activity</p> <ul style="list-style-type: none"> • A small mirror, card and a large craft stick for each child. • Glue, funky foam, craft sticks, coloured card, felt-tip pens, glitter glue, gems, feathers, stickers, etc. <p>Truth Catcher</p> <ul style="list-style-type: none"> • For each lesson the teaching team should include a “Truth Catcher” who can be dressed as creatively as you wish. The Truth Catcher’s role is to highlight the truths taught in each lesson. Introduce the Truth Catcher early on in the programme. It is good to encourage some banter between the Truth Catcher, the teacher and the children. However, if you wish to leave out the Truth Catcher this can be easily done.

Suggested programme

Before club	Complete attendance record as the children arrive.
Opening	Welcome, prayer, snack, establish rules.
Song	A song about the Bible. <i>Use this song to teach briefly that the Bible is a unique book; it is God’s message to us.</i>
Bible lesson	Designer made —part 1.
Song	A song about God to introduce the children to who God is.
Bible lesson	Designer made —part 2.
Song	Repeat the song about God.
Announcements	
Memory verse	John 3:16. Repetition: do as I do.
Song	A song which teaches that the Bible is God’s Word.
Review game	Catch!
Memory verse	Review John 3:16. Repetition: hearts cover-up.
Game	Creation pictictionary (or another game of your choice).
Craft activity	Created in God’s image.
Closing	Prayer, memory verse tokens.

Designer made (Creation and the fall)

This page has been designed for you to photocopy and place in your Bible as a ready reference.

You may wish to read from God's Word the Scripture verses listed.

Scripture:

Genesis 1—3.

Memory verse:

“For God so loved the world that He gave His only begotten Son ...” (John 3:16).

Central truth:

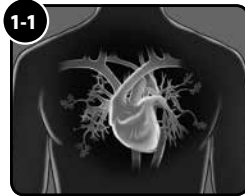
The Bible tells us what is in our hearts.

Application for unsaved:

Accept and agree with what God says.

Application for saved:

There is no application for the saved child in this lesson.



No visual



I. INTRODUCTION

Sound of a heartbeat (or clues about the heart)
The heart is an amazing part of us

II. PROGRESSION OF EVENTS

- A. The “heart” in the Bible **CT**
- B. God creates everything by just speaking
- C. God creates man (Genesis 1:26)
- D. Man is created in God’s likeness (Genesis 2:7)
- E. God creates woman (Genesis 2:18)
- F. God made you different from the animals **CT**
- G. “Working it out” activity

If you are teaching this lesson in two parts, you could split the lesson here.

- H. Adam and Eve live under God’s rule (Genesis 1:31) **CT**

- I. Satan tempts Eve to disobey God
- J. Eve, then Adam, eats the fruit

- K. Their attitude to God changes (Romans 3:23) **CT**

III. CLIMAX

God still loves them and makes them a promise

IV. CONCLUSION

We will learn more of what God did
Remember the two things in your heart **CT**



LESSON

INTRODUCTION

(Play the sound of a human heartbeat and ask the children to identify the sound. If this is not possible, use the following questions.)

I will give you some clues about something we all have.

Clue 1: It works day and night.

Clue 2: It is about the size of your fist.

Clue 3: It has four “rooms”.

It is your heart!

Flashcard 1-1 (The human heart)

This is an amazing part of us. It beats about 100,000 times a day, pumping blood around your body. Each chamber in your heart has a valve (or a “door”) which opens and closes and sends the blood in the right direction. When you hear your heartbeat you are hearing those valves open and close. During your life your little fist-sized heart pumps enough blood to fill two super tankers—about one million barrels of blood! What an amazing invention!

PROGRESSION OF EVENTS

This is a very special book, it is the Bible. *(Show your Bible.)* It is God’s book and all the words in it are God’s words, so it is all true. When I read the Bible I discover that the “heart” is often mentioned—but it is not about the muscle that pumps your blood. “Heart” in the Bible means the real you, where you think, feel and make decisions. When you say, “I wish with all my heart ...,” or, “I love you with all my heart ...,” you are not talking about your blood pump! You mean the real you. That is the heart we are going to learn about.

(Truth Catcher, releasing a heart-shaped balloon on a string:) I just knew we would be talking about the heart. I have to make sure I don’t let go of this string or someone else will get my job. When I hear something very important about what is in your heart and mine, I will catch it. I am going to write it on the heart balloon.

Flashcard 1-2

(Teacher:) God knows us better than we know ourselves. He tells us about us in the Bible, but we need to go back a long way—to the very beginning of time. The Bible tells us that God created everything just by speaking. He is so powerful and great He just spoke and everything was there! That is how He created the sun, the trees, the fish and the animals—He spoke and they were there.

CT

But He kept the best for last; when He was going to create a human being it was different. God said, “Let Us make man in Our image, according to Our likeness” (Genesis 1:26). *(Note to teacher: “Us” in Genesis 1:26 is a reference to the Trinity.)* Human beings were going to be like God in some way. God shaped a man out of dust. He designed and made every part of the human body, including the blood pump heart. God is very wise and very clever.

Flashcard 1-3

God then made the man alive, but not as the animals were alive. In the Bible we read that God “breathed into his nostrils [nose] the breath of life; and man became a living being” (Genesis 2:7). God breathed His life into the man so he was connected to God in a way that the animals were not.

God saw that none of the animals could be the close friend that the first man needed. He said, “It is not good that man should be alone” (Genesis 2:18). He put the man into a deep sleep and performed the first operation! God took out one of the man’s ribs and from it created a beautiful woman. The man wakened to a wonderful surprise—God presented him with a wife! This couple were called Adam and Eve. These two human beings were the most amazing part of God’s creation because they were made in the likeness of God. Every person born since, including you and me, come from Adam and Eve. Adam and Eve are your great, great, great, great—I don’t know how many “greats”—grandparents. You too are made in the image of God.

That means that God made people in some ways like Himself. We have already seen that God is far more powerful than we are. In the Bible God tells us what He is like. He tells us that He knows everything about everything, but you and I don’t. If you did, you wouldn’t have to go to school. God tells us He is everywhere at the same time. We are not like that; you are here right now, so you are not at home.

No visual

God made you different from the animals and plants He created. Like God you can make beautiful things. Like God you can solve hard problems and think deep thoughts. God is kind and loving. He loved Adam and Eve with all His heart. God made Adam and Eve so they could love Him and each other. Unlike the animals, humans can know God; they can talk to Him, listen to Him and enjoy Him. You are very, very special. You were made in the likeness of God, to be God’s friend. It is amazing and awesome to be a human being.

(Truth Catcher:) Now that **is** important. God did not need friends. He wasn’t lonely. But He chose to make people in such a way that they could be His friends. I will write “God’s likeness” on the heart.

CT

(If you wish to shorten the lesson, you could omit the following activity.)

(Teacher:) So you see, the Bible tells us what is in our hearts. (Show the central truth visual.) Now we are going to do a little fun thing to see if we have worked out what it means. I have a picture of a dog and a picture of a person. (Display these or have two children hold them.) I will show you pictures or objects and you decide if they can be linked to both or only to the human being who is made in God's image. (If it can be linked to both, place it between the two. If it is linked only to the human being, place it under the picture of the person. The following may be used: a sausage—both can eat it; a set of paints—only a person can paint a beautiful picture; a T-shirt—both can wear clothes; a ball—both can play with it; a phone—only people can speak; a Bible—only people can read it; a person praying—only people can talk to God and know Him; water—both need to drink it.)

It is indeed very special to be a human being.

(If you are teaching this lesson in two parts, you could split the lesson here.)

Flashcard 1-4

God was pleased with His creation. He saw that it was all “very good” (Genesis 1:31). Adam and Eve were really happy living in and caring for the beautiful garden God gave them. They loved each other and never quarrelled. Remember God had breathed His life into them so they were “connected” to God. They must have thought it was amazing that the one who made them was also their friend! They loved Him and He loved them. God, Adam and Eve spent time together and talked together every day. There was nothing in the world to make them unhappy, sad or lonely.

The world is not like that now. There are lots of things to make people afraid and sad. Can you think of some of those things? *(Give time for the children to express their thoughts.)* Yes, there are many ugly things that spoil the world and our lives.

Where did they come from?

It happened one day while Adam and Eve were in their garden. Adam and Eve knew and understood that they could eat and enjoy any of the fruit except from one tree. “You will surely die if you eat that fruit,” God had said. (From Genesis 2:16-17.) One rule did not seem like a big deal; they had plenty of fruit and God knew best.

God's enemy came into the garden. His name is Satan, or the devil. He hates God and people. He wanted to destroy God's perfect creation and wreck the friendship between people and God. He would have to be very crafty if he was going to get his way.

Flashcard 1-5

Disguised as a serpent he approached Eve and spoke to her. “S-s-so God s-s-said you mus-s-st not eat this-s-s-s fruit?”

CT

“Oh no,” Eve corrected him, “we may eat it all, except from that one tree.” Perhaps together they moved towards the forbidden tree.

“Go on, jus-s-st try it. S-s-surely you will not die! Trus-s-st me,” Satan coaxed.

What should she do? Eve reached out her hand and touched the fruit. She picked it and ate it. Then she gave some to Adam and he ate it too. They chose to believe Satan’s lie. They chose to disobey their Creator God and friend. They decided to please themselves rather than God.

Flashcard 1-6

At that moment they lost their special connection with God. They felt very differently about meeting up with Him. Instead of running to Him, they tried to hide. They were afraid. Their very special friendship with God was broken.

No visual

(Truth Catcher:) But that happened so long ago. We are supposed to be learning about us, our hearts.

(Teacher:) Be patient, Truth Catcher! In the Bible we read that disobeying God is called sin. Sin came into the world on the day Adam and Eve disobeyed. That is why there are all those bad and ugly things we talked about earlier. Death came into the world too—Adam and Eve died years after their friendship with God had died. It happened just as God had said.

Since then every baby has been born with a sinful heart. Like Adam and Eve we all choose to please ourselves rather than obey God. *(Show the outline of a person. As you teach, another helper should use dark chalk or an ink pad to make a smudge on it every time you mention a sin.)* Let’s say this is you. Your brother would not allow you to play with his new phone so you were angry and called him names. Then you kicked his bike as you went past it. Your mum happened to see what you did. She opened the window and called, “Did I see you kick your brother’s bike?” Quick as a flash you answered, “No, I just tripped.” As she closed the window and turned away you made a face behind her back.

The sin in our hearts shows in the things we do.

(Truth Catcher:) Did you say everyone has a sinful heart?

(Teacher:) That is what God says in the Bible: “All have sinned” (Romans 3:23). *(Show the central truth visual.)*

(Truth Catcher:) So that means everyone here and I should write “sin” on this heart?

CT

CT

(Teacher:) Sadly, yes. And sin spoils God's likeness in us so we are not close to Him. It is very important that you understand what this means to you. You do not have a special friendship with God—your sin stops you from belonging to Him.

(Truth Catcher, while writing "sin" on the heart:) That is such a loss.

(Teacher:) Yes, if that was the end it would be very sad.

CLIMAX

Flashcard 1-6

God still loved Adam and Eve. Although He had to make them leave the garden for ever, He made them a wonderful promise. God promised to send Someone who would go into battle against Satan and win. God loves us so much that He was willing to do whatever it took to bring people back into friendship with Him.

CONCLUSION

(Truth Catcher:) Are we going to hear what God did?

(Teacher:) A little more today and more every day! You are going to be busy! For now, we all need to remember the truth you caught today.

The Bible tells us what is in our hearts. *(Show the central truth visual.)* The likeness of God is there; we were made to know Him. Sin is there too and it stops us from knowing Him.



MEMORY VERSE (PART 1)

(Teach the memory verse in two parts during the programme.)

"For God so loved the world that He gave His only begotten Son ..."
(John 3:16).

INTRODUCTION

Zac was upset. The teacher said his homework was untidy and that he had to do it again. He tried to explain why, but the teacher wasn't interested. Then some of the boys decided they didn't want him on their football team. At home things weren't much better—he was on his own so much. He wondered if anybody cared or if he belonged anywhere.

PRESENTATION

The answer to Zac's question is in God's special book, the Bible. Listen for the answer as I read and then tell me who loves Zac. *(Read the first part of John 3:16 and give time for the children to answer.)* Here we have the words so everyone can see them. *(Display the memory verse visual.)*

EXPLANATION

God made the world and He loves it. He especially loves the people He made. He loves people in every part of the world. You live in the world so you can be sure God loves you.

Perhaps you are wondering what “John 3:16” means. John was a man who wrote a part of the Bible, a section called “John”. It has 21 chapters. These words are in chapter 3. Each chapter is divided into verses and in chapter 3 we go to verse 16 for these words. If you want to look at my Bible afterwards, I will be happy to show you.

APPLICATION

Unsaved: You do not have to do anything to make God love you; He loves you already. You do not have to worry that sometimes God loves you lots and sometimes just a little, or not at all. God loves you very, very much all the time. Most surprising of all is that God loves you, even though there is sin in your heart.

REPETITION

Do as I do. When I say a few words, you repeat them.

(Teacher:) For God ...

(Children:) For God ...

(Teacher:) ... so loved ...

(Children:) ... so loved ...

(Continue as above with the remaining phrases: the world / that He / gave His / only begotten / Son / John chapter 3 / verse 16.)

Now you say what I say **and** do as I do. *(You may march on the spot and the children do the same while repeating the verse after you. You may point upwards when you say “God”, use your hands to outline the shape of a heart as you says the word “love” and stretch your arms wide for the word “world”. You may clap for each word or stand up and sit down alternatively for each phrase.)*

Now, for the last time, we will say it all together. When we come to the word “world” each of us will whisper our first name and family name.

Intersperse the **explanation, application and repetition.**

When showing a child the verse in your Bible, be sure to comply with the Child Protection Policy of your country.



REVIEW QUESTIONS

1. The word “heart” has two meanings. What are they? (The blood pump and the real you where you think and feel and make decisions.)
2. Who designed and created your blood pump? (God.)
3. How is the Bible different from any other book? (It is God’s book and all the words in it are from God, so it is always true.)
4. How did God create the sun, the stars and the plants? (He spoke.)

Review game

"Catch!"

Materials:

- A large lightweight ball, or a beach ball. It is best if it is one light colour.
- A black permanent marker.

Preparation:

Using a permanent marker divide the ball into twelve irregular sections. In each section draw a simple picture, seven of which are related to what you have taught and five unrelated—eg a heart, a tree, an animal, a snake, a piece of fruit, a man and a woman, a Bible, a sad face, an ice cream, a car, scissors, an umbrella, a house.

Instructions:

When a child answers a question he gets 100 points for his team. He then comes to the front and a leader throws the ball to him. If he catches the ball he gets a further 50 points. He should hold the ball as he caught it and a leader sees where his right thumb is on the ball. If it is on a section with a picture of something related to the teaching he gets a further 50 points; if it is an unrelated picture he gets no further points. If his thumb is in two sections choose the one which would be most beneficial to the team!

Be sure to comply with the Child Protection Policy of your country.

5. Why can God create by simply speaking? (He is all-powerful.)
6. What was so special about the man and woman God created? (They were made in God's likeness so they could have friendship with God.)
7. How did Satan disguise himself when he came to the garden? (As a serpent.)
8. How did sin come into the world? (Adam and Eve listened to Satan and disobeyed God.)
9. How did Adam and Eve's attitude to God change? (They were afraid and tried to hide from God.)
10. What does the Bible say is in our hearts? (Likeness to God and sin.)
11. What promise did God make to Adam and Eve? (He promised to send Someone to deal with Satan and put right the harm Satan had done.)
12. Name two things you learned about God today. (Various answers.)



MEMORY VERSE (PART 2)

INTRODUCTION

You would not love a person who smashed your toys or wrote graffiti on your house! But God loves us even though we sin and do things that displease Him and hurt Him—just as Adam and Eve did.

PRESENTATION

It says here in the Bible (*read from your Bible and then show the memory verse visual*) that God loved us so much "He gave His only begotten Son".

EXPLANATION

Remember we learned that God promised to send Someone to bring people back to Him. Here in the Bible we read who He sent. Thousands of years after Adam and Eve, God sent His one and only Son—that is what "begotten" means. He had always lived in Heaven with God, His Father. He was there when the world was made. God sent Him down to earth as a tiny baby boy called Jesus. He was the only human being who was not born a sinner. God gave Him to die when He was 33 years old. He was nailed to a cross and God punished Him for your sin and mine. God did that for you because He loves you and wants you to belong to Him. Jesus did not stay dead. He is alive today.

APPLICATION

Unsaved: If you want to belong to God and have friendship with Him, Jesus Christ can do that for you. He can make things right between you and God. You will be learning about Him every day for five days. But if you already have questions, please ask one of the team.

REPETITION

Hearts cover-up. Have ten brightly coloured hearts cut from coloured paper. Ask a child to fix two to the visual and cover some words. Then repeat the verse. Ask another child to add two more hearts and repeat the verse. Continue until all the hearts cover words on the visual.

**GAME**

Creation pictictionary. Divide the children into groups of four or five. If possible, have an adult in each group. Give each group paper and pencil. Explain that each picture drawn will be of something God created. One child from each group goes to a leader and together they are quietly told (or shown a picture of) something God created. Each runs back to his group and begins to draw it, but is not allowed to speak. The first team to guess what is being drawn gets a point. A different child from each group goes to the leader to be told what they should draw and so the game continues. The team with the highest score wins. You may wish to have children of similar age drawing at the same time so you can grade the difficulty of what they are expected to draw.

The following are suggestions of what they could draw: a lion, a river, a butterfly, a zebra, a spider, a man and a woman, a balloon, a breathing mask, a cactus, a whale, a mouse, galaxies, nighttime.

**CRAFT ACTIVITY**

Created in God's image. Each child glues a small mirror onto card and then frames it using funky foam, craft sticks or card. He can decorate the frame using felt-tip pens, glitter glue, gems, feathers, stickers, etc. When this is complete, attach a handle (a large craft stick) on which is written "Created in God's image".

Amazing God (God shows what He is like)

This page has been designed for you to photocopy and place in your Bible as a ready reference.

Lesson overview

Scripture	Jonah 1—4.
Memory verse	Review the first part of John 3:16.
Central truth	In the Bible God shows what He is like.
Application for unsaved	Believe what God shows about Himself; turn from sin to Him.
Application for saved	There is no application for the saved child in this lesson.
Visual aids	<p>Lesson</p> <ul style="list-style-type: none"> Flashcards 2-1 to 2-6. Central truth visual: "In the Bible God shows what He is like." Box with something inside which the children are unlikely to guess (eg a glue stick). Bunting flags: <ol style="list-style-type: none"> God is everywhere. God is the only, real God. God controls nature. God is holy. God is love. God can forgive you. <p>Memory verse</p> <ul style="list-style-type: none"> Memory verse visual: John 3:16. <p>Number fun</p> <ul style="list-style-type: none"> Various cards numbered from two to five, enough cards that each child receives one card. <p>Tag together relay</p> <ul style="list-style-type: none"> A set of memory cards for each team in your group. Each card should have a word from the memory verse and each set should be on different colour of card. Punch a hole in the top and bottom of each card. A supply of treasury tags (available from stationery shops) for each team. <p>Activity</p> <ul style="list-style-type: none"> Signs for "bow", "stern", "port" and "starboard" (optional). <p>Craft activity</p> <ul style="list-style-type: none"> A set of mini bunting flags for each child. These should have the same wording as those used in the lesson. <p>Truth Catcher</p> <ul style="list-style-type: none"> During this lesson the teacher will show appropriate flags to highlight the attribute of God being referred to. The Truth Catcher should immediately take the flag and create a string of bunting. If the Truth Catcher forgets, the children should remind him.

Suggested programme

Before club	Complete attendance record as the children arrive.
Opening	Welcome, prayer, snack, establish rules.
Game	Captain's coming.
Song	A song about the Bible.
Memory verse	John 3:16. Repetition: number fun.
Song	A song about Jesus Christ.
Bible lesson	<p>Amazing God.</p> <p><i>This is a fast-moving story, best told without a break.</i></p>
Song	A song about God. <i>Point out truths in the song which have already been taught in the lesson.</i>
Announcements	
Review game	Feed the big fish.
Song	A song about Jesus Christ.
Memory verse	Repetition: tag together relay.
Craft activity	Mini bunting.
Closing	Prayer, memory verse tokens.

Amazing God (God shows what He is like)

This page has been designed for you to photocopy and place in your Bible as a ready reference.

You may wish to read from God's Word the Scripture verses listed.

Scripture:

Jonah 1—4.

Memory verse:

Review John 3:16
(first part).

Central truth:

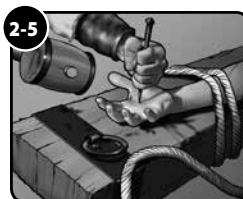
In the Bible God shows
what He is like.

Application for unsaved:

Believe what God shows
about Himself; turn from
sin to Him.

Application for saved:

There is no application
for the saved child in this
lesson.



I. INTRODUCTION

What's in the box? **CT**

II. PROGRESSION OF EVENTS

- A. God tells Jonah, "Go to Nineveh" **CT (Bunting 1)**
- B. Jonah goes in the opposite direction—takes a ship to Tarshish **CT (Bunting 1)**
- C. God sends a storm but Jonah sleeps (Jonah 1:4)
- D. Captain wakens him—"Maybe your God can do something" (Isaiah 45:5, Jonah 1:9, Jonah 1:12) **CT (Bunting 2)**
- E. Jonah is thrown overboard
- F. God sends fish to swallow Jonah
- G. In the fish's belly Jonah talks to God (Jeremiah 23:24) **CT (Bunting 3)**
- H. Fish spews out Jonah
- I. God repeats His command (Jonah 3:3)
- J. Jonah obeys and preaches in Nineveh **CT (Bunting 4)**
- K. Nineveh repents
- L. The king joins his people

III. CLIMAX

God forgives Nineveh (1 John 4:8)

CT (Bunting 5)

IV. CONCLUSION

Nineveh is a changed city

Jonah is unhappy and forgetful (Psalm 86:5)

CTU (Bunting 6)



ACTIVITY

Captain's coming. This is a fun way to begin the programme.

Name each part of the room/playing area as follows: bow (front), stern (back), port (left-hand side) and starboard (right-hand side). Leaders holding signs could be posted at each of these.

Everyone is on board a ship and must obey the instructions. Give commands such as, "Stern!" and everyone must run to that particular place. You may add other instructions such as:

- "Scrub the deck!" (Players kneel and scrub.)
- "Lifeboats!" (Players get into groups of five and row.)
- "Climb the rigging!" (Players climb on the spot.)
- "Seagull!" (Players duck and cover heads with hands.)
- "Captain's coming!" (Players line up in the centre in silence and salute the captain.)

The last person to do so is out and becomes a man overboard, lying on his back in the "sea". Play until only one player is left.



MEMORY VERSE (PART 1)

(Teach the memory verse in two parts during the programme.)

"For God so loved the world that He gave His only begotten Son ..."
(John 3:16).

INTRODUCTION

What am I?

Clue 1—I can be pink or black or blue or green or white or multi-coloured on the outside.

Clue 2—I am old and very up-to-date. (No, it isn't Truth Catcher!)

Clue 3—Everything I say is true.

Clue 4—I am the most important book.

PRESENTATION

Yes, the Bible. Well done! I am going to open my Bible and I would like someone who was here last time to come and read. Don't be shy; you will be able to do it. *(Open your Bible at John 3:16 and point out the words the volunteer will read.)* Thank you. If you have heard those words before, put up your hand. We have them here for everyone to read. *(Display the memory verse visual.)*

EXPLANATION

What word shows us that everyone here can be sure God loves them? *(Give time for the children to answer.)* God loves people in any and every part of the

Intersperse the **explanation**, **application** and **repetition**.

world. He loves all kinds of people. I will give you a word which describes some people and you say the opposite: rich people (*allow the children to answer before giving the next one*); fat people; old people; city people; healthy people. He loves people of every colour of skin, He loves refugees, He loves prisoners and He loves every person here today.

None of us deserves God's love because we are all sinners. But God loves sinners, even though He is perfect and cannot have sin anywhere near Him.

God's Son was very special to Him—more precious than anything else. Yet God gave Him away, because He knew that only His Son could bring people back to Him. God gave His Son, Jesus, to come down to earth as a human being. He gave Him to suffer and die for our sins. Jesus suffered more than anyone else ever did. He did it for you and for me.

APPLICATION

Unsaved: Jesus did not stay dead. He is alive today. He can forgive you and bring you back to friendship with God for ever. Perhaps there are things about this you don't understand. At the end of club I will be happy to explain more from the Bible. Just come and say you would like to talk, I will be (*designate a suitable place*).

REPETITION

Number fun. (*Give out little cards with numbers from two to five. Everyone should have a card.*) All the people who have a card with "two" say the words with two letters and the rest of us will say the other words. (*Give time for these children to identify the words they should say.*) We will all say where it is found in the Bible.

Now the people with a card with "three" will say all the words with three letters and the rest of us will say the other words. (*Do the same for those with a card with "four" and then those with a card with "five". Finally put them all together with the twos saying their words, the threes saying theirs and so on. The leaders should say any words not covered.*)



LESSON

INTRODUCTION

I have a box here. Would anyone like to guess what is in it? (*Wait for a few suggestions.*) Listen and I will shake it—that might help. (*Listen to a few more suggestions.*) How can you be sure what is in the box? You need me to open it and show you. (*Do so and show that their guesses are not right. Something like a glue stick in the box is unlikely to be guessed.*)

It is like that with God. If we guess what He is like we'll get it wrong. But God has not left us guessing. He shows us what He is like in this book—the Bible. (*Show your Bible.*) The Bible is God's message to you and me. It is all true, because all the

Make yourself available for personal counselling. (Be sure to comply with the Child Protection Policy of your country.)

CT

words in it are God's words. In the Bible God tells us what He is like. *(Show the central truth visual.)* Today we have an amazing true story from the Bible.

Truth Catcher, are you ready for action?

(Truth Catcher:) Yes, yes, yes! I really like my job and yesterday you were quite impressed by how I did it.

(Teacher:) You were good at catching the truth, but you talked rather a lot.

(Truth Catcher:) Oh, I don't remember that—and I do like to talk.

(Teacher:) Well, from now on today it is silence for you. When I hold up a piece of bunting you quickly catch it and put it on a string so we get a string of bunting. You don't have to talk to do that! Understood?

(Truth Catcher:) I understand. *(Truth Catcher zips his lips in an exaggerated way. During the lesson, when he takes a piece of bunting he sometimes begins to speak but the teacher always stops him.)*

PROGRESSION OF EVENTS

Flashcard 2-1

One day God said to a man called Jonah, "Go to the big city of Nineveh and warn them. Tell them that I know all the bad things that happen in their city. Tell them I see all the wrong, evil things they do and I am very displeased. Tell them that I am going to punish them soon because of the wrong they keep doing." (Based on Jonah 1:1.)

Jonah really did not want to do this job. He had his reasons. He thought, "Those people are our enemies. They are the most cruel people on earth. And I don't like them. I know exactly what will happen. When I warn them about God's punishment they will take it seriously. They'll be sorry and change their ways. And what will God do? He will forgive them and not punish them. That is what God is like. **I don't want** that to happen to those people."

Jonah hurried to the seaport and got on a sturdy ship headed for Tarshish in Spain—the opposite direction to Nineveh. He paid his fare and went down as deep into the ship as he could. In the Bible it says he wanted to get away from God (Jonah 1:3). Jonah should have known better.

In the Bible God tells us what He is like. *(Show the central truth visual.)* He tells us He is everywhere *(display bunting flag 1)* at the same time. He is invisible, but He is real. Let's name some faraway countries. *(Encourage the children to participate.)* God is in all those places. He is right here. He is in your home. He was in the hold of the ship where Jonah was trying to do the impossible—get away from God.

CT

Flashcard 2-2

The ship set sail, but before long there was trouble. We read in the Bible, “But the Lord sent out a great wind on the sea” (Jonah 1:4). The ship lurched and dipped and creaked. The sailors knew that it could break up any minute, so they threw the cargo overboard and prayed to their gods. Where was Jonah? Would you believe it? He was still deep down in the ship, fast asleep! The captain rudely awakened him. He said something like, “What do you mean, you sleepy dope? Get up! Call on your God—maybe He can save us.” (Based on Jonah 1:6.) Jonah believed that his God was the only, real God—and he was right.

In the Bible (*show the central truth visual*) God says this about Himself: “I am the Lord, and there is no other” (Isaiah 45:5).
(*Display bunting flag 2.*)

Surely Jonah was a bit ashamed as he made his way to the deck. Within a few minutes he was telling his story, probably shouting to be heard above the storm. “I am a Hebrew; and I fear the Lord, the God of heaven, who made the sea and the dry land” (Jonah 1:9). He explained that he was running away from God. “The storm is my fault,” he confessed.

“What are we going to do?” the sailors asked in desperation. The Bible tells us Jonah’s answer: “Pick me up and throw me into the sea; then the sea will become calm for you” (Jonah 1:12). The sailors really did not want to do that. They had another go at rowing. It was hopeless, so they picked Jonah up. One ... two ... three ... **splash!**

Immediately the sea was calm. The sailors saw for themselves which God was real: Jonah’s God—the God we read about in the Bible—who sent the storm and who stopped the storm. But was it too late for Jonah?

Flashcard 2-3

At that very moment an amazing thing happened. God sent a giant fish. **Gulp**—the giant fish swallowed Jonah whole. Can you imagine what it was like sliding down into the fish’s belly? There isn’t a water slide in the world quite like it! In the fish’s belly it was dark, slimy and stinky. There were things floating around Jonah. In the darkness he had no idea what that floating stuff was. Perhaps it was better that way!

Jonah had time to think and at last he began to talk to God, ...

... this amazing God who controls storms and fish! (*Show the central truth visual.*) God shows us in the Bible what He is like. He tells us that He controls everything. (*Display bunting flag 3.*) He says, “Do I not fill heaven and earth?” says the Lord” (Jeremiah 23:24). God was there with Jonah. He is in every corner of the universe all at the same time.

CT

CT

Yes, He was with Jonah deep down in the fish deep down in the sea, so Jonah could talk to Him. Jonah thanked God for being **so** kind to him, even though he did not deserve it.

Jonah was in the fish's belly for three days and three nights. Of course, he had no idea when it was day or night.

Then God commanded the fish to spit up. Of course, the fish obeyed and out came Jonah onto dry land—all sticky and stinky!

God spoke once again to Jonah. Who can guess what He said? Yes, God said, "Get on your way to Nineveh and tell them my message." Would Jonah go? The Bible tells us, "So Jonah arose and went to Nineveh, according to the word of the Lord" (Jonah 3:3). He had not changed how he felt about the people of Nineveh, but he knew better than to disobey God again.

Flashcard 2-4

Nineveh was an ancient and amazing city. Three chariots could drive side by side along the top of its massive 30 metre high walls. When Jonah arrived in the great city he began to call out God's message:

"In 40 days God is going to punish this city. He knows what you have been doing. He has seen all your evil actions. Nothing is hidden from God. He knows it all. He is coming to destroy you." (Based on Jonah 3:4.)

Perhaps He said something like this, "You adults, God knows the lies you tell, the way you gossip and how you hate and hurt people. Children, God sees every time you disobey your parents—and that's a lot of times. He knows when you quarrel with the others you play with. He knows every mean thought that enters your head."

CT

God is still the same—100% pure, good and just. The word the Bible uses is "holy". In the Bible God shows what He is like (*show the central truth visual*) and "God is holy" is in the Bible many times. God wants you to know it. Sin cannot be near God; even one sin is not OK with Him. What sort of things are we talking about? (*Give the children time to answer.*) God cannot ignore those things—not in your city, not in your life, not in Nineveh. (*Display bunting flag 4.*)

Would the people of Nineveh pay attention? Jonah hoped not; he wanted them destroyed.

The people of Nineveh listened very carefully and believed the message Jonah brought from God. They knew what Jonah said was true. They saw how very, very bad they were in God's eyes and they were truly sorry.

The King of Nineveh heard of the sadness about sin that flooded the city. He took off his royal robes, put on rags and joined his people sitting in the dust. They all begged God for forgiveness.

Was it too late? God saw that they were sorry. He saw that they had turned away from doing wrong. God had never stopped loving them, that is why He sent Jonah to Nineveh.

CLIMAX

Flashcard 2-5

God's love is the greatest and the best. We read in the Bible, "God is love" (1 John 4:8). *(Display bunting flag 5.)*

CT

He gladly forgave the Ninevites and they became His people!

We have learned in our Bible verse that God gave His Son, Jesus Christ, to be punished for sin. Although it was hundreds of years after Jonah, Jesus took the punishment that the people of Nineveh deserved. That is why God forgave them. He treated them as if they had not done all those bad things. That is what forgiveness is.

CT

CONCLUSION

Flashcard 2-6

Nineveh was a changed city, but Jonah was not happy. He was in a very bad mood and he complained to God. "I knew this would happen, that's why I didn't want to come here. I know you are kind to people who don't deserve it. I know you are slow to become angry and you are full of love". (Based on Jonah 4:2-3.) Jonah was rather forgetful, wasn't he? He forgot just how much he had needed God's love and forgiveness when he was in the fish's belly.

The Bible tells us God loves to forgive! *(Read Psalm 86:5 aloud and display bunting flag 6.)*

CTU

We can all be very happy that God shows what He is like in the Bible. *(Show the central truth visual.)* He does not change and He will gladly do for you what He did for the people of Nineveh. If you are sorry for the wrong you have done and want to turn from sin, ask God for forgiveness. He will forgive you and you will belong to Him for ever.



REVIEW QUESTIONS

1. How has God shown us what He is like? (In the Bible.)
2. What happens if we just guess what He is like? (We get it wrong.)
3. Why did Jonah not want to go and warn the people of Nineveh? (He knew that if they were sorry for all the wrong they did and turned back to God, He would forgive them. Jonah did not want them to be forgiven.)

Review game

"Feed the big fish"

Materials:

- A large container (such as a bucket or waste paper bin) with a picture of a large fish on the side.
- A bean bag.

Instructions:

When a child answers a question correctly, his team is awarded 100 points. He then stands at a specific distance from the "fish" and tries to throw the beanbag into the container. If successful, his team is awarded another 100 points.

4. What happened when Jonah set sail in a ship going to Tarshish? (God sent a storm.)
5. Why didn't Jonah drown? (God sent a great fish to swallow him.)
6. What does this show us about God? (He controls nature; He controls everything.)
7. What did Jonah do in the belly of the fish? (He talked to God and thanked Him for being so kind to him.)
8. How did Jonah get back on dry land? (The fish spat him out.)
9. Why was God going to punish the people of Nineveh? (The people were doing wrong all the time and God is so pure and good He cannot stand sin; He will punish sin.)
10. What did the people of Nineveh do when Jonah went through the city warning them about what God would do? (They were truly sorry, turned away from sin and pleaded with God to forgive them.)
11. What did God do? (He forgave them and did not destroy their city.)
12. What does this show us about God? (God is love and He can forgive.)



MEMORY VERSE (PART 2)

REPETITION

Tag together relay. Put the memory cards in a pile and line up the teams at an equal distance from them. The children in the teams take it in turns to fetch one card for their team according to their allocated colour. The words should be collected in order and one word fastened to another so that eventually the verse is complete. When a team completes the verse they hold it up and repeat it together.



CRAFT ACTIVITY

Mini bunting. Provide the children with mini bunting flags (*the same wording as those used in the lesson*), ribbon and glue, so that each child can create a string of bunting to take home.

He can do it! (The authority of Jesus)

This page has been designed for you to photocopy and place in your Bible as a ready reference.

Lesson overview

Scripture	Luke 4:31-41 and Mark 1:29-31.
Memory verse	"For God so loved the world that He gave His only begotten Son, that whoever believes in Him should not perish but have everlasting life" (John 3:16).
Central truth	Jesus Christ can put right all that sin made wrong.
Application for unsaved	Trust Jesus to forgive you and to make you ready for His new earth.
Application for saved	There is no application for the saved child in this lesson.
Visual aids	<p>Lesson</p> <ul style="list-style-type: none"> • Flashcards 3-1 to 3-6. • Central truth visual: "Jesus Christ can put right all that sin made wrong." • A broken vase (or some other broken item). • Two large card circles and felt-tip marker. • Crown for Truth Catcher. <p>Memory verse</p> <ul style="list-style-type: none"> • Memory verse visual: John 3:16. <p>Washing line race</p> <ul style="list-style-type: none"> • Ten cards on which the memory verse is written, two/three words per card. • Ten clothes pegs and a length of clothes line wire or fine rope. <p>Test your eyesight</p> <ul style="list-style-type: none"> • Four pages on which the complete memory verse is written in decreasing sizes of lettering. <p>Game</p> <ul style="list-style-type: none"> • A 10 cm diameter circle or card with the word "authority" written on it. <p>Craft activity</p> <p>"Jesus is King" crown</p> <ul style="list-style-type: none"> • A "Jesus is King" crown for each child. • Gold card, glue, scissors, gems, sequins, glitter glue and anything suitable to decorate the crown. <p>Crown craft</p> <ul style="list-style-type: none"> • A "Jesus is King" crown for each child. • Gold card, glue, scissors, gems, sequins, glitter glue and anything suitable to decorate the crown. • Sheets of craft foam, self-adhesive aluminium foil tape and a ball point pen. <p>Truth Catcher</p> <ul style="list-style-type: none"> • The Truth Catcher will emphasise the authority of Christ and should do so with enthusiasm. He will use a crown cut from gold card. His contribution to the lesson is clearly indicated in the lesson text.

Suggested programme

Before club	Complete attendance record as the children arrive.
Opening	Welcome, prayer, snack, establish rules.
Game	Are you the authority?
Song	A song about God which emphasises that He rules over all.
Memory verse	John 3:16. Repetition: Washing line race.
Song	A song about the Bible. <i>Emphasise that the Bible is all true and it is very important to know what it is about.</i>
Bible lesson	He can do it! —part 1.
Song	A song about Jesus Christ.
Memory verse	Review John 3:16. Repetition: Test your eyesight.
Bible lesson	He can do it! —part 2.
Song	A song about salvation.
Announcements	
Review game	Jelly bean review.
Craft activity	"Jesus is King" crown; or crown craft.
Closing	Prayer, memory verse tokens.

He can do it! (The authority of Jesus)

This page has been designed for you to photocopy and place in your Bible as a ready reference.

You may wish to read from God's Word the Scripture verses listed.

Scripture:

Luke 4:31-41.
Mark 1:29-31.

Memory verse:

“For God so loved the world that He gave His only begotten Son, that whoever believes in Him should not perish but have everlasting life” (John 3:16).

Central truth:

Jesus Christ can put right all that sin made wrong.

Application for unsaved:

Trust Jesus to forgive you and to make you ready for His new earth.

Application for saved:

There is no application for the saved child in this lesson.



No visual



I. INTRODUCTION

A broken vase

CT

II. PROGRESSION OF EVENTS

A. God promises to send Someone to make things right

CT

B. Jesus teaches in the synagogue

- People are impressed by His authority (Luke 4:32)

- An evil spirit challenges Him (Luke 4:34)

- Jesus commands the spirit to leave the man (Luke 4:35)

- The evil spirit obeys

CT

- The people are amazed

CTU

C. Jesus goes to Simon Peter's home

- His mother-in-law is ill

- Jesus heals her

- She is 100% well and serves a meal

CT

D. Jesus' enemies want Him dead

E. Jesus dies to pay to make things right (Hebrews 9:26)

CT

F. Jesus rises from the dead

CT

III. CLIMAX

God will make a perfect world

IV. CONCLUSION

Jesus can make you ready (John 3:16)

CTU

If you are teaching this lesson in two parts, you could split the lesson here.



GAME

Are you the authority? *(Use the game early in the programme. Its purpose is to introduce the concept of authority.)* Explain that the person who has the authority “badge” is in charge—he or she decides what the rest of the group should do. Ask one child to turn away from the group, then give the authority badge to a child who conceals it. That child then begins an activity (eg clapping, running on the spot, jumping, patting his head) and everyone else does the same. When the “authority” changes activity everyone else does the same. The child who does not know the identity of the leader watches to see who is in authority. When he thinks he has identified the leader, he asks, “Are you the authority?” If he is correct the child shows his authority badge and he becomes the person to identify the next “authority”. If the guess is incorrect the child may have one more chance to identify the authority in the group. If still unidentified the child with the badge shows it and says, “I am the authority.” *(This is an adaptation of the well-known “Who started it?” game.)*



MEMORY VERSE (PART 1)

(The teaching of the memory verse is divided into two sessions. This part should be done before the lesson and the second after the lesson.)

“For God so loved the world that He gave His only begotten Son, that whoever believes in Him should not perish but have everlasting life” (John 3:16).

INTRODUCTION

(Truth Catcher:) I am worried. I’m **very** worried.

(Teacher:) That’s not like you. You’re always happy. Catching truth makes you happy. Did you miss your breakfast or fall down the stairs? Those two things always upset me.

(Truth Catcher:) No! Nothing as silly as that.

(Teacher:) Tell us what’s wrong. We all want to know, *(to the children)* don’t we?

(Truth Catcher:) You have all been learning John 3:16.

(Teacher:) I thought you would be happy about that!

(Truth Catcher:) Of course—but you’ve left part of it out and it is very, very, important. I can’t bear it if you leave it out.

(Teacher:) You don’t have to worry a minute longer; we’re not leaving it out.

PRESENTATION

I am going to read it from my Bible now. Anyone who knows the first part may say it with me as I read. *(Read John 3:16.)* We have added 12 more

Intersperse the **explanation** and **repetition**.

important words (*check the number in the Bible version you use*) and now we have the whole verse for you all to see. (*Display the memory verse visual.*) Truth Catcher is right, these **are** important words.

EXPLANATION

“Perish” means to be separated from God and punished for ever for your sin. That is what you and I deserve because we are sinners.

The opposite of perish is “everlasting life” or “eternal life”. That means you have God’s life in you. Adam and Eve lost their friendship with God, but when God gives you eternal life you get it back! You belong to God and live every day with Him and, when you die, you live with Him for ever in Heaven.

APPLICATION

(This will be given in the second section.)

REPETITION

Washing line race. Ask Truth Catcher to peg the cards with the words from the memory verse on the “washing line” in the correct order while you and the children see how many times you can say the verse before he has finished. Then challenge another leader to do it faster and again see how many times you and the children say the verse. Ask the children if one of them wants to have a turn. Keep the memory verse visual on display while the verse is being repeated.



LESSON

INTRODUCTION

Look at what I have with me—a vase. It used to be very pretty but I dropped it. I can’t repair it and I don’t think you can. We would need an expert to make it as good as it used to be.

That is how it is with the world and us—it has been spoiled by sin. It is still a beautiful place but there is sickness and death, pain and sadness. Let’s think of all the bad things that spoil the world and we will write them in this big circle. (*Allow time for the children to suggest bad things that spoil the world and our lives and for a leader to write them in the circle.*)

Sin has spoiled and broken our lives too. We are not what God made us to be—perfect people who love Him. Perhaps you try to fix your own life by doing kind things or by being better behaved than others in your school class. But that won’t work because it does not take away your sin. Can anyone fix the brokenness?

CT

PROGRESSION OF EVENTS

God promised to send Someone to make everything right. It was an impossible job for anyone living on earth. Can you think why? (*Give time to reason this through.*) All the people on earth were part of the problem! God Himself came to live on earth; God the Son became a human being. He was born as a baby—we remember that at Christmas. For about 30 years He lived in what is now Israel. In the Bible we read lots about Him.

(Truth Catcher:) Please may I talk today? Everybody here thinks I should talk, *(to the children)* don't you?

(Teacher:) You need to catch truth about how powerful Jesus is. When you do, stand up, show this crown *(give the crown to Truth Catcher)* and tell us what you caught. So, catch and tell.

(Truth Catcher:) You have made me very happy. I may talk.

Flashcard 3-1

One day Jesus was in a town called Capernaum. It was by a lake and many fishermen lived there. Jesus went to the synagogue where the people went to pray and worship God. He began to teach and the people were “astonished at His teaching, for His word was with authority” (Luke 4:32). There we have our word from the game. Remember how the person who had that badge should be obeyed? People could see that Jesus should be obeyed. Everyone was listening to Him carefully and quietly.

(Many children are confronted by evil in their everyday lives and need to know that Jesus has authority over it. This part of the lesson has been carefully written to focus on Christ, rather than the drama of the incident. The purpose is to inform without frightening children. If you feel that your children are too young for this teaching, you may leave it out.)

Suddenly the hush was broken as a man who had been sitting quietly among the others began to shout. This is what he yelled: “Let us alone! What have we to do with You, Jesus of Nazareth? Did You come to destroy us? I know who You are—the Holy One of God!” (Luke 4:34). One of Satan's servants, an evil spirit, was in this man. The evil spirit knew who Jesus was and he made the man shout at Jesus.

Flashcard 3-2

Jesus loved the man and spoke very sternly to the evil spirit, “Be quiet, and come out of him!” (Luke 4:35). Did Jesus have authority over evil? Everyone watching probably held their breath and waited. Who would win this contest? The evil spirit threw the man on the floor, unhurt, and then he left him. He did not want to, but he had to obey Jesus. The man was set free.

(Truth Catcher, jumping up and showing the crown:) So Jesus Christ has power and authority over Satan and evil. *(Truth Catcher sits down.)*

CT

CTU

(Teacher:) Yes, He is the one—the only one—who can make right all that went wrong when sin came into the world. *(Show the central truth visual and read it together.)*

The people gasped in amazement. Jesus had the authority to command evil spirits and the power to make sure they did what He said.

When you see evil—and it may even be scary—please remember that the Lord Jesus Christ, God’s Son, is more powerful and He has authority over Satan and all his followers. Perhaps you see wrong and evil in your own life. You tell lies and more lies; you just cannot stop. Perhaps you watch violent or horrible things on your computer or TV—you just cannot stop. That does not mean that you are like the man we have just heard about and an evil spirit lives in you. It means that you do things that Satan likes. You cannot stop. If you really want to be free and live God’s way, Jesus can set you free.

Jesus freed the man in the synagogue and everyone who saw it happen spread the news. Jesus was the talk of the town!

Flashcard 3-3

The next place Jesus went to was the home of his friends Peter and Andrew. Probably He was invited for a meal, but Peter’s mother-in-law (his wife’s mother) was sick. She was in bed and had a high fever. How do you feel when you have fever? *(Allow time for the children to respond.)* She felt very poorly, so her family told Jesus about the problem. Perhaps Peter said, “My wife’s mother is ill. She has a high fever. Please can you do something?” Jesus went and stood beside the sick lady, gently took her hand and told the fever to leave her. The Bible does not tell us what Jesus said. Perhaps He said, “Fever, go away!”

Flashcard 3-4

It left at once!

(Truth Catcher, jumping up and showing the crown:) That’s great! Jesus has power over sickness too!

(Teacher:) Sickness came into the world when sin came. Jesus showed that He truly could make everything right again. *(Show the central truth visual.)*

The lady who had been so ill got out of bed feeling 100% well! She was not pale or weak. She was even able to start serving their meal. Can you imagine how happy all the people were as they sat down to lunch? They probably talked together about the authority of Jesus. When He gave the command, the sickness left.

CT

He had the authority to put right all that had gone wrong since the time Adam sinned. *(Show the central truth visual and say*

it together.) Perhaps you are thinking, “Then why didn’t He do it? He didn’t fix the world when He was here. Why not?” That’s a very good question. Let’s think again about the vase. It would be very expensive to fix. It was going to cost a lot to make right all that had gone wrong in the world. Jesus would not pay with money to fix it. All the money in the world could not make it right. Even these amazing miracles could not make things right. Jesus knew that He had to do something nobody else could do; something so, so difficult that sometimes He dreaded it.

(If you are teaching this lesson in two parts, you could split the lesson here.)

Flashcard 3-5

You would expect everyone to love Jesus, but He had enemies who wanted Him dead. Jesus chose not to use His power to escape from them, for He knew the time had come for Him to pay.

Soldiers nailed Jesus to a cross to die; He looked so weak and helpless. His enemies mocked Him saying, “Ha! He saved others but He cannot save Himself!” (Based on Luke 23:35.) Jesus knew that if He saved Himself He could never put right all that sin had done to people and the world. We read in the Bible that as Jesus died on the cross He “put away sin by the sacrifice of Himself” (Hebrews 9:26). He was putting away the whole cause of the problem. As Jesus was on the cross He took on Himself the punishment of sin. That was the only way sin could ever be put away. That was how Jesus paid to “fix” this broken world and broken lives.

(Truth Catcher, jumping up and showing the crown:) So only Jesus had the power to pay for sin by dying. If someone else had died it would not have helped. Only Jesus, the Son of God, had no sin of His own.”

CT

No visual

(Teacher:) But Jesus was dead and dead people cannot do anything for anyone.

Three days later Jesus showed that He was more powerful than sin and death. He came back to life!

CT

(Truth Catcher, jumping up and showing the crown:) The Lord Jesus is even stronger than death!

(Teacher:) People saw Him; they touched Him; they talked with Him; they ate with Him and they wrote about it in the Bible. It is true. Jesus is alive for ever. He is alive today, so *(show the central truth visual and say it together)* Jesus Christ can put right all that sin made wrong.

But the world is still not fixed. No, the next step in God’s plan is to forgive people and set them free from sin. One by one God is getting people ready for something truly amazing.

CTU

CLIMAX

At the end of time Jesus will come back to earth as King. He will finish what He paid for on the cross: there will be a new earth that is perfect. All the bad things will be gone for ever and the world will be much more beautiful than anything we have ever seen. *(Show the circle on which you wrote all the things that spoil the world.)* None of these sad or bad things will be in the new, perfect world. *(Ask a child to draw a huge "X" across the circle.)* What would be in a perfect world? *(Take another large circle of card and write down the children's suggestions. They may need some help. Include beauty, love, Jesus, perfect people, laughter, God, life for ever, singing, music, animals, birds, trust, kindness, peace, joy.)*

CONCLUSION**Flashcard 3-6**

Who will live in the new, perfect world? All the people who have trusted Jesus Christ to make right what sin has done in their lives. Those are the people who are forgiven and have eternal life. It will be a huge number from all countries and all time. They will enjoy being with God in this new, wonderful earth for ever and ever.

God cannot, and will not, allow people into His perfect world who have not been made ready. Can you think of the word in our Bible verse which tells us what happens to those people? *(Give time for the children to think and find the answer—"perish".)*

So you see, it really is true that Jesus puts right what sin spoiled. *(Show the central truth visual and read it together.)* He loves you and wants to do that for you. Our Bible verse tells you what you must do. Let's say it together. *(Say John 3:16 together.)* "Believing" is more than just believing it is true that Jesus is God's Son who died for you and came back to life—it means that you also trust Him to forgive you and give you eternal life. Won't you trust Him to do that for you now? Then you can live every day knowing He is with you, until you get to live with Him for ever in His perfect, new world.

**REVIEW QUESTIONS**

1. Why didn't God choose one of the people living on earth to put right all that sin had made wrong? (All people are sinners and part of the problem.)
2. Who did God choose to put right all that sin and Satan had made wrong? (His only Son.)
3. What shows us that Jesus has power over evil? (When He told the evil spirit to leave the man, it had to obey.)

4. What shows us that Jesus has authority over sickness? (He healed Peter’s mother-in-law.)
5. How did Jesus pay to fix broken people and a broken world? (By dying on the cross and being punished for the sin that caused it all.)
6. How do we know Jesus is stronger than death? (He came back to life.)
7. When will Jesus finish what He paid for by His death? (When He comes back as King.)
8. Who will live in His perfect, new world? (All the people He has made ready; people He has forgiven and changed.)
9. Name three things which will not be in the new, perfect earth. (Various answers.)
10. Name three things which will be in the new, perfect earth? (Various answers.)
11. What is everlasting life? (Having God’s life in you and living with God for ever.)
12. What is the opposite of everlasting life? (To perish.)

Review game
 “Jelly bean review”

Materials:

- An egg carton (12 eggs).
- Blue, red and purple permanent felt-tip markers.
- Coloured jelly beans.
- Only one white jelly bean.

Preparation:
 Colour six sections in the egg carton blue (500 points). Colour three sections red (1,000 points). Colour three sections purple (lose points). Fill each section with jelly beans; include the one white jelly bean. Close lid.

Instructions:
 Divide the children into teams. When a child answers correctly his team is awarded 1,000 points. He then gently shakes the egg carton and opens the lid. The team is awarded the additional score from the section in which the white jelly bean lands. If the cup is purple the team loses all points earned so far.

Intersperse the **application** and **repetition**.



MEMORY VERSE (PART 2)

INTRODUCTION AND REPETITION

Test your eyesight. Let’s test how good your eyesight is! For a last time have a look at our Bible verse. (*Display the memory verse visual.*) Let’s read it together. Well done! Here it is in much smaller print. I wonder how well you will get on reading it. (*Say the verse together and continue to show the verse in decreasing sizes of print.*) Now for the big challenge! I am opening my Bible at the page where these words are found. I will point to them as I show them to you in the Bible. Will you be able to read them? (*The children repeat the verse.*)

APPLICATION

Unsaved: Who will not perish? (*Encourage the children to find the answer in the verse.*) “Whoever believes in Him.”

“Him” is Jesus Christ, God’s only Son.

“Believe” is to know that what you have learned about Jesus is true and that you can depend on Him to do for you what you cannot do for yourself. You cannot forgive your sin and you cannot get eternal life yourself, so you depend on Him to do that for you.

What word shows that anyone here today can believe? “Whoever” is a great word. If you believe and trust Jesus you will have everlasting life. That is a promise from God—and He always keeps His promises.



CRAFT ACTIVITY

Option 1: “Jesus is King” crown. The children glue the crown to the reverse side of the gold card and cut it out. They then turn it over and decorate the gold crown.

Option 2: Crown craft. *(This is a more challenging craft than option 1.)* Beforehand cover sheets of craft foam with aluminium foil tape, being careful to avoid wrinkles. The children use the “Jesus is King” crown as a template and draw around it on the side of the craft foam that has not been covered with foil. They then cut out the crown. Using a ball point pen, they deboss “Jesus is King” on their foil crown and then decorate it with further debossing and gems.

Something which changes everything (Jesus is alive)

This page has been designed for you to photocopy and place in your Bible as a ready reference.

Lesson overview

Scripture	Luke 24:13-49.
Memory verse	Review John 3:16.
Central truth	The Lord Jesus is the Saviour.
Application for unsaved	Trust Him to save you.
Application for saved	There is no application for the saved child in this lesson.
Visual aids	<p>Lesson</p> <ul style="list-style-type: none"> • Flashcards 4-1 to 4-6. • Central truth visual: "The Lord Jesus is the Saviour." • Pairs of "danger/rescuer" cards which depict situations where a rescuer is needed and the appropriate rescuer, one card per child. Suggested situations: <ul style="list-style-type: none"> • Swimmer in difficulty; lifeguard. • Person in a house on fire; fireman. • Broken-down car; pickup vehicle. • Sad-looking dog; boy with a lead. • Lamb caught in a bush; shepherd. • Boat in storm; life boat. • Mountaineer hanging on to a rock; rescue helicopter. • Cat on top of a high wall; man with a ladder. • Toddler climbing out of a high chair; mother. • Person lying beside a bicycle; ambulance. • A photo of yourself (optional). • A Bible for Truth Catcher to use. <p>Memory verse</p> <ul style="list-style-type: none"> • Memory verse visual: John 3:16. • Card with the letters "LEIBB" written on it. • A set of cards with various instructions, one instruction per card. <p>Craft activity/ snack</p> <ul style="list-style-type: none"> • Two plain biscuits for each child, icing and small sweets to use as decorations. Before the club prepare two as examples, one with a sad face and the other with a happy face. • Provide suitable alternatives for children with dietary needs or allergies. Pieces of fruit on paper plates can be used to create smiley faces and sad faces. <p>Truth Catcher</p> <ul style="list-style-type: none"> • At the point indicated in the lesson text, Truth Chaser takes a Bible and studies it. At the end of the lesson he explains why he did so.

Suggested programme

Before club	Complete attendance record as the children arrive.
Opening	Welcome, prayer, establish rules.
Song	A song about God.
Memory verse	John 3:16. Repetition: Take your pick.
Bible lesson	Something which changes everything. <i>If you have the children's attention, teach parts 1 and 2 without a break.</i>
Song	A song about Jesus Christ.
Announcements	
Memory verse	Review John 3:16.
Song	A song about salvation.
Review game	Get back to Jerusalem fast.
Song	A song about the Bible.
Craft activity/snack	Sad face/happy face.
Closing	Prayer, memory verse tokens.

Something which changes everything (Jesus is alive)

This page has been designed for you to photocopy and place in your Bible as a ready reference.

You may wish to read from God's Word the Scripture verses listed.

Scripture:

Luke 24:13-49.

Memory verse:

Review John 3:16.

Central truth:

The Lord Jesus is the Saviour.

Application for unsaved:

Trust Him to save you.

Application for saved:

There is no application for the saved child in this lesson.



No visual

If you are teaching this lesson in two parts, you could split the lesson here.

No visual



I. INTRODUCTION

Game with danger and rescuer cards

CT

II. PROGRESSION OF EVENTS

A. The women tell that Jesus' body is gone

B. Cleopas and friend leave Jerusalem, talking of recent events

C. A stranger joins them and asks about their conversation

D. They explain and He says these things had to happen

CT

E. At Emmaus they invite Him to stay

F. They recognise Him and He disappears

G. They hurry back to Jerusalem

CTU

H. They join their friends

III. CLIMAX

Jesus comes into the room and they are terrified (Luke 24:36)

He eats to show He is real

IV. CONCLUSION

He explains His death had to happen (Luke 24:46)

The Good News is for everyone

CTU, CT



MEMORY VERSE

“For God so loved the world that He gave His only begotten Son, that whoever believes in Him should not perish but have everlasting life” (John 3:16).

INTRODUCTION

I have a word here and the letters are mixed up. *(Show the card with “LEIBB”).*
Who can figure out what it is?

PRESENTATION

Yes, it’s “Bible”! *(Show your Bible.)* We have been learning these wonderful, true, words from the Bible. Remember, all the words in the Bible are God’s words. In the Bible we have everything God wants to say to us. That is why it is such a special book. *(Read John 3:16.)* I don’t think you need to see the words, but we will put them up anyway. *(Display the memory verse visual.)*

EXPLANATION

(As the children select the word you are thinking about, briefly review the explanation and application of the verse.)

I’m thinking of a word in the Bible verse. It means many, many people.
What is it? (World.)

I’m thinking of the man who wrote these words in the Bible. (John.)

I’m thinking of Someone whose love you and I don’t deserve. (God.)

I’m thinking of the saddest word in the verse. (Perish.)

(If there are new children in the group, add some explanation to the answers to these questions.)

APPLICATION

Unsaved: I’m thinking of a word I need when I feel too bad to be forgiven.
(Whoever.)

I’m thinking of a word that means I must depend on Jesus to forgive me.
(Believe.)

I’m thinking of what I have when I believe in Jesus. (Everlasting life.)

REPETITION

Take your pick. When a child answers one of the questions under “Explanation” or “Application”, he chooses one of the instruction cards to determine who should say the verse. (He should not be able to read the instruction in advance.)

Intersperse the **explanation**, **application** and **repetition**.



LESSON

INTRODUCTION

(The introduction could be used earlier in the programme and then the lesson would begin with Flashcard 4-1. Distribute the “danger/rescuer” cards. It is important that each child has a card. The aim is that the children match the dangerous situation with the appropriate rescuer.)

Who had a a card showing danger or the need to be rescued? Did you know that we could add lots more pictures?

CT

Your picture and mine could be there too. *(You could show a photo of yourself.)* We need to be rescued. We need a Saviour because we do not want God; we want to run away from Him. That is why we do wrong things, things which spoil our lives. On our own we cannot get back to God, so we are in danger of being far from God all through our lives and then for ever and ever.

God had a rescue plan, but it did not seem to be working out.

PROGRESSION OF EVENTS

Flashcard 4-1

On the third day after Jesus’ death—it was Sunday morning—some of the women went to put spices on the body of Jesus. They came back with a story that Jesus’ body was not in the grave and angels had told them He was alive. This was surely a nonsense story!

Flashcard 4-2

Cleopas and another friend of Jesus decided to leave Jerusalem and head home. It was all over. Their teacher and leader was dead. Their hopes and dreams died with Him. They had believed that Jesus was God’s Promised One who would rescue the Jews from the Romans and become King in Jerusalem—but He had died on a cross like a criminal. These were the things they talked about as they walked with heavy feet and sad hearts back to their home in Emmaus. We don’t have a name for the other person. Perhaps it was Cleopas’ wife or a friend. We’ll just call this second person “No Name”. *(Although the visual shows two men, the second person may have been Cleopas’ wife—the Bible doesn’t tell us!)*

As they walked and talked, another man caught up with them.

Flashcard 4-3

They did not feel like having company, but they had to be polite.

“What is all this sad talk about?” He asked them.

“You’re probably the only person in Jerusalem who hasn’t heard these things,” answered Cleopas glumly.

“What things?” the stranger persisted and they told Him the whole sad story. What do you think they told Him? *(Give the children time to review what they know about the death and burial of Jesus and about the women going to the tomb.)*

He listened and when He spoke they were surprised by what He said. “Oh, you foolish people! Can’t you just believe what God has told you? In the Scriptures it is clear that these things had to happen.” (Based on Luke 24:25-26.)

(Truth Catcher very conspicuously picks up a Bible and until the end of the lesson he seriously studies it, sitting at the side so as not to distract the children.)

The stranger reminded them of words they had often read in the Bible. About 700 years before He sent His Son, God had clearly said that He would suffer and die. God had said He would put the sins of many people on Him and punish His Promised One for those sins. (Based on Isaiah 53.) We are talking about lies, stealing, hatred, murder, selfishness, pride, bad language and a whole lot more. Jesus never did any of those things, but He was punished by God as if He had. That is why He can rescue you from the punishment you deserve for your sin. He is the Rescuer, the Saviour. What happened to Jesus was not just the wicked schemes of His enemies—it was God’s great plan. It is really important that you understand this.

It was important for Cleopas and No Name too. They needed to know that Jesus came to rescue them from sin, not from the Romans.

They really enjoyed listening to this stranger and talking with Him. Somehow their sadness melted away and they almost felt happy. All too soon they reached their home in Emmaus and the stranger was going to leave them. “Please come and stay with us,” Cleopas and No Name invited Him. “It will soon be dark.”

Flashcard 4-4

So He came to their home and joined them for a meal. He thanked God for the food and then broke up the loaf of bread. At that moment Cleopas and No Name gasped! Now they knew who the stranger was. It was Jesus! He **was** alive! And then He disappeared—one minute He was there and the next He was gone!

Cleopas and No Name looked at each other in astonishment and talked excitedly. “Didn’t you feel good as He explained the Scriptures?” asked No Name.

“Absolutely. It was as if my cold, sad heart was warmed up.”

“We’ve got to tell the others! Let’s go back to Jerusalem. I can’t wait to tell them!”

CT

CTU**No visual**

So they headed back down the dark road. Happy feet can travel fast, even for 11 kilometres! Jesus had come back to life.

Jesus is still alive and He is the one you need to rescue you from the wrong way that leads away from God. His name, Jesus, means Saviour—He is the one who came to rescue us from our sins. He is alive, so He can do it. He is the Saviour!

(Show the central truth visual and say it together.)

(If you are teaching this lesson in two parts, you could split the lesson here.)

Cleopas and No Name just knew that this good news changed everything.

Before long they were knocking on the door of the house where Jesus' closest friends were. It was bolted shut. Can you think why? Yes, Jesus had been arrested and killed and nobody knew who might be next.

“Come on, open up!” Cleopas and No Name must have urged. They simply couldn't wait to tell their friends the news! The door was opened, but before Cleopas or No Name could say a word someone inside shouted, “The Lord has come back to life. He's alive! Simon saw Him!” Cleopas and No Name went in and told their story. The room buzzed with excited questions and answers.

CLIMAX**Flashcard 4-5**

Then there was silence—a terrified silence. Why? I'll read the answer in the Bible. “Jesus Himself stood in the midst of them, and said to them, ‘Peace to you’” (Luke 24:36).

He hadn't opened a door to come in, He was suddenly there. His friends were terrified and even thought He was a ghost. “Don't be afraid.” He spoke so kindly to them. “Look at My hands and feet. Touch Me.” (Based on Luke 24:38-39.) What did they see when they looked at His hands and feet? Yes, the marks of the nails. This really was their Lord, back from death.

He wanted them to be absolutely sure so He asked, “Do you have any food here?” They gave Him a piece of cooked fish and watched. I think there was a twinkle in His eye as He ate the fish. Ghosts don't eat!

CONCLUSION

Now they knew for sure that Jesus was real. In some ways He was different from before—that is why He could come and go suddenly and not use doors! It was better than before because He could never again die. The Lord Jesus showed that He is even more powerful than death. Can you think of anybody else like that? No, there is nobody like Jesus.

He reminded His friends of things written in the Bible about Him and He helped them to understand at last. “Then He said to them, ‘Thus it is

written, and thus it was necessary for the Christ to suffer and to rise from the dead the third day” (Luke 24:46).

Flashcard 4-6

He had something very important to say, “Now, because of what I have done, people all over the world need to hear that I can turn their lives right round and forgive all their sins.” (Based on Luke 24:47.)

(Show some of the cards from the game.) Remember we had our “danger” cards and our “rescuer” cards. We had to make sure we found the right rescuer. We could add our photos to the “danger” cards. Our sin puts us in danger, because it keeps us from God. Jesus is the Saviour, the Rescuer. If you are sorry for your sin and you really want the Lord Jesus to rescue you, just ask Him to do that for you. You don’t need to speak aloud for Him to hear. Remember our Bible verse tells us that when you believe in Jesus you will not perish. You are out of danger. You will have everlasting life—you will belong to God for ever. *(Pray or sing an appropriate song.)*

Truth Catcher, is this your day off? You have done absolutely nothing. You have not said one word. We’ll have to look for someone else to do your job.

(Truth Catcher:) I thought you liked it when I didn’t talk! Remember yesterday. And as for doing nothing, I had my best catch today. I caught all the truth I’ll ever need!

(Teacher:) Impossible! You just sat there reading something. This is not good.

(Truth Catcher:) I was reading the Bible. Jesus explained from the Bible that He had to die and come back to life to be the Saviour. I found out for myself that it is in the Bible. Like you said, the Bible is all about Jesus and He is the Saviour. *(Truth Catcher holds up the central truth visual and everyone says it together.)*

(Teacher:) You **are** full of surprises and, yes, you’re right. The Bible is about Jesus and it is all the truth you’ll ever need.

(Truth Catcher:) So I still have my job? *(He turns to children for their answer.)*



REVIEW QUESTIONS

1. Why were the friends of Jesus so sad? (Jesus had been killed; Jesus was dead.)
2. What wrong ideas about Jesus did His friends have before He died? (They hoped He would rescue them from the Romans and become King in Jerusalem.)

CTU

CT

Review game

"Get back to Jerusalem fast"

Materials:

- Two paper plates.
- A marker.
- Two small, different mats.

Preparation:

Write "Emmaus" on one paper plate and "Jerusalem" on the other. Place the plates about eight metres apart.

Instructions:

Divide the children into two teams. When a child answers a question correctly he stands at "Emmaus" and jumps forward, feet together. Place a mat on the spot where he landed. When a child from the second team answers he too stands at "Emmaus", jumps forward and the second mat marks the spot where he landed. The next child to answer goes to his team's mat and jumps forward and the mat is moved to the spot where he landed. Continue with the quiz until somebody reaches "Jerusalem" or all the questions have been asked, in which case the team nearest to "Jerusalem" wins.

3. Why did Jesus have to suffer so much and die? (He had to do that in order to be able to save us.)
4. How did Cleopas and No Name feel as the stranger explained things? (Their sadness began to disappear and they felt almost happy.)
5. When did they recognise the stranger? (When He stayed to eat with them and broke up the bread.)
6. How could Jesus come and go suddenly without opening a door? (His back-from-the-dead body was in some ways different and this was one of the differences.)
7. Where did Cleopas and the other person go that Sunday evening after Jesus had disappeared? (They went back to Jerusalem to tell their friends that Jesus was alive.)
8. Why did the followers of Jesus keep the door locked? (They were afraid that they too might be arrested, just as Jesus had been.)
9. Why were they all suddenly terrified? (Jesus appeared in the room and they thought He was dead.)
10. How did He show them He was not a ghost? (He ate fish to prove He was alive.)
11. Why is it so important that Jesus is alive? (If He were dead He could do nothing for us; Jesus is the only one who can bring us back to God.)
12. "Jesus" means "Saviour" or "Rescuer". Why do we need to be rescued? (Our sin keeps us from God.)



CRAFT ACTIVITY / SNACK

Sad face/happy face. Cleopas and No Name were very sad until they saw that Jesus is alive. Then they were very happy. So we will make one sad face and one happy face using the icing and sweets. Then we will enjoy our snack together! *(It is important to provide suitable alternatives for children with dietary needs or allergies. Pieces of fruit on paper plates can be used to create smiley and sad faces.)*

Back where he belonged (Onesimus)

This page has been designed for you to photocopy and place in your Bible as a ready reference.

Lesson overview

Scripture	The book of Philemon, Ephesians 2:12-13.
Memory verse	Review John 3:16.
Central truth	You can belong to God.
Application for unsaved	Trust Jesus Christ to bring you into this special relationship.
Application for saved	There is no application for the saved child in this lesson.
Visual aids	<p>Lesson</p> <ul style="list-style-type: none"> • Flashcards 5-1 to 5-6. • Central truth visual: "You can belong to God." • Four Junior Truth Catcher certificates (copied onto card). • Suitable clothing for two leaders to dress as Paul and Onesimus (optional). <p>Memory verse</p> <ul style="list-style-type: none"> • Memory verse visual: John 3:16. • Memory verse prizes and booklet (eg <i>Things You Need To Know</i>) for each child. (These booklets are produced by CEF of Europe and are available from your CEF® National Office. If you need an address, contact the European Headquarters—address at the front of this book.) <p>Balloon pop</p> <ul style="list-style-type: none"> • Balloons on which the memory verse is written with permanent marker (a few words on each balloon). <p>Skittles</p> <ul style="list-style-type: none"> • Two sets of the memory verse cards for John 3:16, one word per card. • Two balls and six skittles (or plastic bottles). <p>Catch</p> <ul style="list-style-type: none"> • A beach ball, with six sections drawn with a permanent marker and numbered from one to six. <p>Defeat the leader</p> <ul style="list-style-type: none"> • The words of John 3:16 numbered. ("For" = 1, "God" = 2, "so" = 3, etc.) • Paper and pen for score-keeping. <p>Craft activity</p> <ul style="list-style-type: none"> • A pipe cleaner for each child, coloured straws and scissors. <p>Truth Catcher</p> <ul style="list-style-type: none"> • In this final lesson the Truth Catcher's role is different. As indicated, he participates before and after the lesson. He should have certificates ready for his Junior Truth Catchers.

Suggested programme

Before club	Complete attendance record as the children arrive. Listen to memory verses and note those who get a prize.
Opening	Welcome, prayer, snack, give a brief reminder of rules.
Game	Don't get caught!
Song	A song about God.
Memory verse	John 3:16. Repetition: balloon pop.
Song	A song about the Bible.
Bible lesson	Back where he belonged. <i>This lesson is best taught all at once but if necessary have an action song to divide it.</i>
Song	A song about salvation.
Review game	Discus throw.
Song	A song about Jesus Christ.
Memory verse	Review John 3:16. Repetition: skittles; catch; defeat the leader.
Song	Favourite song—children's choice from the songs sung during the week.
Craft activity	Friendship bracelets.
Closing	Give out memory verse awards and <i>Things You Need to Know</i> booklets. Snack, prayer and goodbyes.

Back where he belonged (Onesimus)

This page has been designed for you to photocopy and place in your Bible as a ready reference.

You may wish to read from God's Word the Scripture verses listed.

Scripture:

The book of Philemon.
Ephesians 2:12-13.

Memory verse:

Review John 3:16.

Central truth:

You can belong to God.

Application for unsaved:

Trust Jesus Christ to bring you into this special relationship.

Application for saved:

There is no application for the saved child in this lesson.



No visual



I. INTRODUCTION

Truth Catcher

Does your name have a meaning?

II. PROGRESSION OF EVENTS

A. Introduce Onesimus—"useful", useless and discontented

B. Onesimus runs away from Philemon (Ephesians 2:12)

CT

C. Life "on the run"

D. Onesimus reaches Rome

CT

E. Onesimus meets Paul

F. Paul shares the Gospel (role play)

CT

G. Onesimus trusts Christ and now belongs to God (Ephesians 2:13)

CTU

H. Life is the same—but different

CTU

I. Paul says Onesimus should return to Philemon

J. Paul writes to Philemon

K. Onesimus leaves with Paul's letter

III. CLIMAX

Will he be welcomed?

The Bible does not tell us, but we can be sure he is welcomed

IV. CONCLUSION

A different life—a life of belonging

Day 1—friendship with God lost

Day 5—friendship with God found (Ephesians 2:13)

CTU

Truth Catcher appoints Junior Truth Catchers



GAME

Don't get caught! One person is the Roman soldier and everyone else is a runaway slave. The soldier's job is to capture the slaves. Once a slave is tagged he links arms with the soldier and helps tag other slaves. Play until all but one of the slaves is captured. The one who remains untagged is the winner.



MEMORY VERSE (PART 1)

(If there are some new children in the group, use the teaching outlined below. If you have the same children as on previous days, ask more questions to review and deepen their understanding.)

INTRODUCTION

What is the best gift you ever received? *(Give time for the children to share.)*

PRESENTATION

Those are wonderful gifts, but they are only tiny compared with what I will read about from the Bible. Listen and tell me what it is. *(Read John 3:16 from your Bible and give the children the opportunity to tell you what the gift is.)* Today we have these words written on balloons. *(Involve children who know the verse in holding the balloons.)*

EXPLANATION

God's gift is **special** because it was His Son and because of the very, very difficult thing He came to do. He came to put away our sins by dying on the cross. We have learned what God is like. Who can tell me something about God? *(As the children answer say, when appropriate, "His Son, Jesus is also like that.")*

God gave His Son because He loved us and was willing to do everything necessary to bring us back to Himself. He wanted to save people from perishing. That means to be cut off from God and punished for your sin for ever.

APPLICATION

Instead of being separated from God—perishing—you can have everlasting life. That is life with God for ever.

"Whoever" means that nobody can say, "This is not for me." Whoever means you. If you trust yourself to the Lord Jesus, believing He died for your sins, you will have everlasting life. You will belong to God for ever. Even after you die you will be with God—in Heaven for ever. Jesus is alive so you can tell Him today that you are sorry for being bad and sinful. Thank Him for dying for you and just hand yourself over to Him.

REPETITION

Balloon pop. When the children have repeated the verse, ask a child to choose a balloon to burst. The child may burst it or a leader may do so. If some children are likely to be upset by the popping, you may make a slight incision at the neck of the balloon and it will deflate more quietly. After a balloon is burst, all the children repeat the verse. Continue until all the balloons are burst.

**LESSON****INTRODUCTION**

(Truth Catcher:) I have been very impressed with the people here!

(Teacher:) You mean us leaders, of course?

(Truth Catcher:) Well, no, not really ... I have been impressed by everyone else! I am almost sure there are some Junior Truth Catchers here—people who listen well, catch truth and hold on to it. I have a few little certificates for Junior Truth Catchers that I'm going to give away.

(Teacher:) How will you know who to give them to?

(Truth Catcher:) I'll ask some hard questions. Just go ahead and talk and then I will come with my questions.

(Teacher, to the children:) Does your name have a special meaning? *(Give time for some children to share the meaning of their names.)*

PROGRESSION OF EVENTS**Flashcard 5-1**

This man's name had a meaning. His name was Onesimus. Let's say it together (*o-NES-im-us*). "Onesimus" means "useful". But did he live up to his name? He was a slave in the Roman Empire around the year AD 55. He had a good, fair master called Philemon. When Onesimus was sent to fetch something he walked as slowly as he dared. When he cleaned a room, he was ever so lazy and did not do a good job. Did he live up to his name? No! Surely some of the other servants said to him, "Useful, Onesimus? No, you're **useless!**"

Onesimus was unhappy. He wished he was not a slave. He watched his master and his master's wife and family and felt an outsider. "They have everything. I have nothing," he may have muttered. Every week people came to Philemon's home and sang, prayed and were taught from the Bible. Some slaves belonged to this group and seemed happy in it, but not Onesimus—he did not belong there. He probably grumbled and complained as he did as little as possible. Other slaves may have told him, "We are well off here. Philemon is a good man. If you were with another master he would have killed you."

Onesimus decided he would do something to solve his problems and make him happy. “I’ll run away,” he thought. “A new life away from here is what I need.” As far as we know, he stole some of Philemon’s money or possessions. “That will keep me going until I find work,” was his idea.

Flashcard 5-2

He sneaked away from Philemon’s place without being noticed or caught. It was probably at night so he could travel quite a distance without being seen. Life was exciting—it might even be fun because he had money to spend!

Onesimus did not know that, although he had run away from a place and a job he hated, he had taken his biggest problem with him. His biggest problem was Onesimus. Like you and me, God made Onesimus for Himself. We were created by God to belong to God and to have a close relationship with Him. But we are sinners and instead of wanting God we turn away from Him. In the Bible we read that, rather than belonging to God, we are outsiders and strangers “having no hope and without God in the world” (Ephesians 2:12). Even going to live in the place of your dreams does not change that. Running away did not change it either.

Mixed in with the excitement there was real danger. If a runaway slave was captured he would be severely punished—perhaps even killed. Runaway slaves had already caused big trouble for the Romans and they were not going to allow that to happen again. Onesimus never felt safe and it was not much fun sleeping in deserted buildings. Once he had spent all the stolen money, he had to be willing to do the dirtiest and hardest work ... or did he steal again?

Day after day the runaway slave trudged on. His hopes were high, because he knew where he was going. Rome was a wonderful city where life would be good! So many people lived there it would be easy to hide. It would have taken a long time to get there on foot because it was over 2,000 kilometres from Philemon’s place. *(Give a comparison with places the children know. For information, Philemon lived in Colossae - see Philemon 1, Colossians 1:1-2, Colossians 4:7-9.)* It would be worth it—at least Onesimus hoped so.

Flashcard 5-3

Rome at last—and what a place! Buildings were big and beautiful and the city was crowded with people. There were chariot races and gladiator contests and even the possibility of snacking on snails fattened on milk! Onesimus could not, however, have fun all day. He was too busy trying to survive. He had to take any work he got. He could not really trust anyone with his story, for even in Rome runaway slaves were arrested. Among all those people he felt very lonely; he did not belong. Probably the memories of his thieving made him more miserable, alone and lost.

CT

CT

Have you ever felt like that, even in a very nice place? The Bible tells us that God is our true home and away from Him we are lost. (Based on Psalm 90:1.) The sad thing is that on your own you cannot find your way back to God and sin makes you not even want to. People are not like pigeons! For hundreds of years pigeons were used to carry messages because they are so good at finding their way home. People do not make their way home to God on their own. We learned in our memory verse that you can know God and belong to Him for ever. (*Show the central truth visual.*) There is Someone who can bring you home to Him. If only sad Onesimus could have known this!

Flashcard 5-4

Somehow Onesimus met a prisoner in Rome. The prisoner's name was Paul. He was not a criminal; he was in prison for telling people about Jesus Christ. Onesimus remembered the people who used to meet in Philemon's home—they too believed in Jesus. Paul was kind to the runaway slave and Onesimus trusted him enough to tell him his story. We do not know exactly what they said to each other, but perhaps it was something like this. (*Two leaders may role-play this dialogue.*)

CT

(Paul:) Onesimus, your problem isn't simply that you have run away from Philemon your master.

(Onesimus:) What do you mean?

(Paul:) The real problem is that you are running away from God, the one who made you for Himself.

(Onesimus:) How do you know?

(Paul:) I did the same myself. I fought hard against God. Then one day Jesus Christ Himself showed me who He is and what He did for me.

(Onesimus:) Tell me more.

(Paul:) Jesus Christ is the Son of God. He came from Heaven to earth to bring people back to God. There was only one way to do that—He was nailed to a cross and died for your sins and mine. He came back to life—I know, for He met me. He can bring you to God; you can be close to God and belong to Him for ever. Onesimus, your Creator can be your friend!

(Onesimus:) How can that happen to me—a slave and a thief?

(Paul:) If you are truly sorry for going against God, depend completely on Jesus to make things right between you and God. Then you can have a close relationship with God.

(Teacher:) It was probably after a number of discussions with Paul that Onesimus put his trust in Jesus to bring him home to God. From that moment Onesimus belonged to God. Paul wrote parts of the Bible and this is how he described what happens when people trust Jesus Christ: “But now in Christ Jesus you who were once far off have been brought near by the blood of Christ” (Ephesians 2:13).

You too can belong to God. (*Show the central truth visual.*) When you trust Jesus Christ, you come home to God and belong to Him for ever. Instead of being a stranger and far off from God, you are His friend and close to Him.

If you really want to belong to God but you are not sure how it can happen to you, I will be happy to explain more from the Bible. Just come and speak to me after club. I will be (*designate an appropriate place*).

No visual

Back in Rome nothing had changed for Onesimus. It was as hard as ever to find jobs and enough food. He was still a runaway slave who had to be very careful—but Onesimus was different. He was no longer alone, for God was with him. Even though he still didn’t feel he belonged in that great city, he belonged to God. The guilt that had troubled him was gone, for Jesus had taken his sin and guilt and put it away when He died on the cross.

It can be the same for you. You can belong to God (*show the central truth visual*), just like Onesimus!

Onesimus visited Paul as often as he could. He had so much to learn about life with God. Also he really wanted to help Paul in any way he could. At last he wanted to be useful! He and Paul became very close friends.

One day Paul said, “Onesimus, you have become like a son to me but I think it is time you went back to your master.”

Onesimus did not like the idea. He was afraid he would be punished when he went back. Paul explained, “I will write a letter to Philemon. I know him well—actually I was the one who told him about Jesus Christ.”

Flashcard 5-5

Although his eyesight was very bad, Paul took up his quill pen and carefully wrote a letter to Philemon. In it he asked Philemon to welcome back Onesimus “no longer as a slave but more than a slave—a beloved brother” (Philemon 16). Paul assured Philemon that Onesimus would now be useful to him and even offered to pay anything Onesimus owed.

CTU

Make yourself available for personal counselling. (Be sure to comply with the Child Protection Policy of your country.)

CTU

CTU

Flashcard 5-6

It was hard for Paul and Onesimus to say goodbye, but soon Onesimus and another man (who also believed in Jesus) left Rome carrying the letter. The runaway slave had plenty of time to think about what Philemon might say or do. I am sure he talked to God about it too. Now that he belonged to God he could share every problem with Him—and so can you when you have put your trust in the Lord Jesus.

At long last they arrived at Philemon's home. What a shock it would have been for Philemon to see his useless runaway slave at his door! And he had a letter from Paul, Philemon's dear friend. This made no sense. What would happen?

CLIMAX

We are not told in the Bible! But we can be sure Philemon welcomed him, just as his friend Paul had asked. Philemon would have been very, very happy to hear that Onesimus now belonged to God—just like him. That made them brothers.

CONCLUSION

Life was so different from before because Onesimus was different. He was useful to Philemon and he joined the group who believed in Jesus. That is where he belonged because, like them, he had come home to God.

We are back where we started on our first day here. Remember how Adam and Eve lost their close friendship with God? Today we have learned how to have it back. Is that what you want for you? Like Onesimus, depend on Jesus Christ to make things right between you and God, to bring you close together for ever. Remember how Paul wrote about it: "But now in Christ Jesus you who once were far off have been brought near by the blood of Christ" (Ephesians 2:13). You can belong to God! (*Show the central truth visual.*) And it is for ever, because even when your life ends dying does not end the belonging. God will take you to live with Him for ever.

(Truth Catcher:) I am so excited about what we learned today! I almost forgot to think up hard questions! But, no, I didn't let you down. I have four hard questions. The person who gets the right answer first will be appointed a Junior Truth Catcher. (*Truth Catcher asks the following questions and gives out the certificates.*)

- How are people not like pigeons?
- Why does it say in the Bible that we are brought near to God "by the blood of Christ"?
- What difference would it make to you every day if you belong to God?
- For people who trust Jesus Christ, why does dying not end the belonging to God?

(Teacher:) Those were hard questions! Well done Junior Truth Catchers!

(Truth Catcher:) And well done me for thinking them up. I now have a question for the leaders to see if anyone knows enough to take my place. Here is your question: name the man who went with Onesimus back to Philemon. *(Leaders suggest different—wrong—names.)*

(One of the leaders:) Truth Catcher, you don't know either.

(Truth Catcher:) Oh yes, I do. I have studied God's book of truth. It was a man called Tychicus. (Colossians 4:7-9.) *(The leaders are amazed.)* Not one of you qualifies—the job is mine for keeps!



REVIEW QUESTIONS

1. What does Onesimus mean? (Useful.)
2. What did Onesimus do to make things better for himself? (He ran away from his master.)
3. Why didn't running away solve his problems? (His biggest problem was himself.)
4. What was Onesimus' biggest problem? (His sin separated him from God.)
5. Why was life so dangerous for Onesimus when he ran away? (It was a crime for slaves to run away; if caught they were punished and perhaps even killed.)
6. What city did Onesimus go to? (Rome.)
7. How was life for him in Rome? (Unsafe, lonely, etc.)
8. Who was Paul? (A prisoner in Rome—imprisoned for telling others about Jesus.)
9. What good news did Paul tell Onesimus? (The Gospel—the children will express this in their own words.)
10. What great change happened in Onesimus? (He trusted Jesus Christ to bring him back to God; he had friendship with God.)
11. What did he take from Paul when he went back to his master? (A letter from Paul asking Philemon to welcome him as a brother.)
12. Fill in the missing word: "But now in Christ Jesus you who were once far off have been brought near by the ___ of Christ." (Blood.)

Review game

"Discus throw"

Materials:

- 2 or 3 paper plates.
- A small mat.
- A tape measure.

Instructions:

When a child answers a question for his team he becomes a Roman discus thrower! He stands on the mat and throws a paper plate as far as he can (in a safe direction). Measure the distance between the mat and the "discus". The thrower's team is awarded one point for every centimetre. At the end of the quiz the team with the highest score wins. You may also wish to acknowledge the individual who achieved the longest throw.



MEMORY VERSE (PART 2)

REPETITION

(Divide the children into three groups according to age. Three leaders will each be responsible for a review activity lasting 3-4 minutes. The children move from one leader to the next at a given signal. If your group is small, keep the children together for each activity. Before beginning the competition in each activity, display the memory verse visual and repeat the verse together two or three times. The leaders may choose whether or not to leave the memory verse on display.)

Activity 1—Skittles. Mix up each of the two sets of cards with the words (but keep the two sets separate). Divide the group into two teams. Each team has three skittles and a ball. The first child in each team rolls the ball towards the skittles. If it knocks down a skittle he gets a word from the memory verse, if he knocks down two skittles he gets two and if all fall he gets three. Continue with the children taking turns until a team has got all the words, put them in order and repeated the verse together. Younger children will need help to put the words in order.

Activity 2—Catch. The children and the leader stand in a circle and throw the ball to each other. When a child catches the ball the section on which his right thumb is indicates the number of words from the memory verse he should say before throwing the ball to another child. That child in turn says the next words of the verse according to what his right thumb indicates. You may add a competitive element by seeing who gets their thumb in the highest score section of the ball each time the verse is repeated.

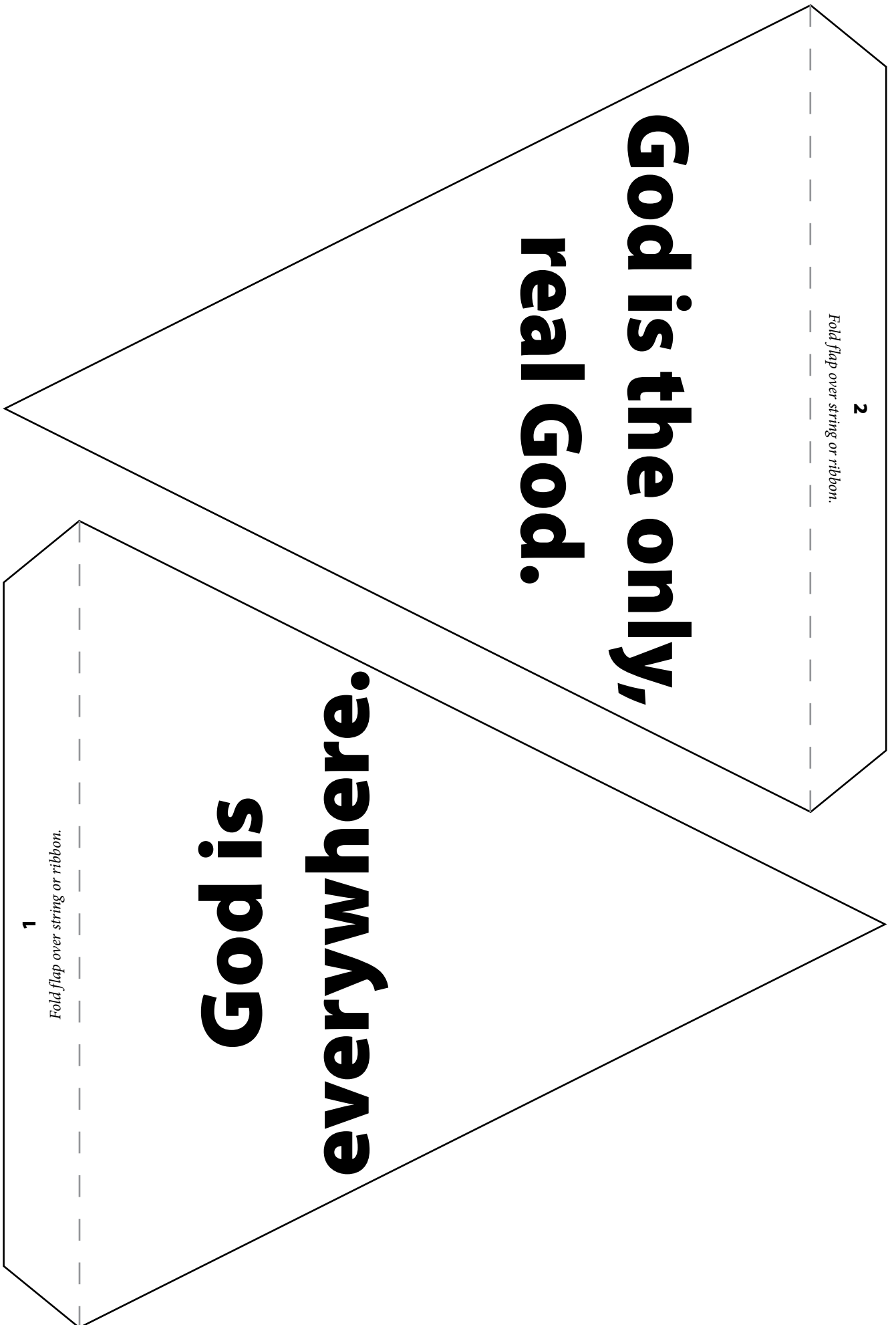
Activity 3—Defeat the leader. The leader numbers the words of the memory verse—“For” = 1, “God” = 2, “so” = 3 and so on. (Only the leader sees this information.) The leader calls out a number and the children say which word corresponds. For example, if the leader calls, “Nine,” the correct word is “gave”. If they get it right first time, the number is the score they get for their team. If they get it wrong first time, the leader gets that score. The children will learn not to answer too quickly and to confer. At the end count up the scores to see who has won.

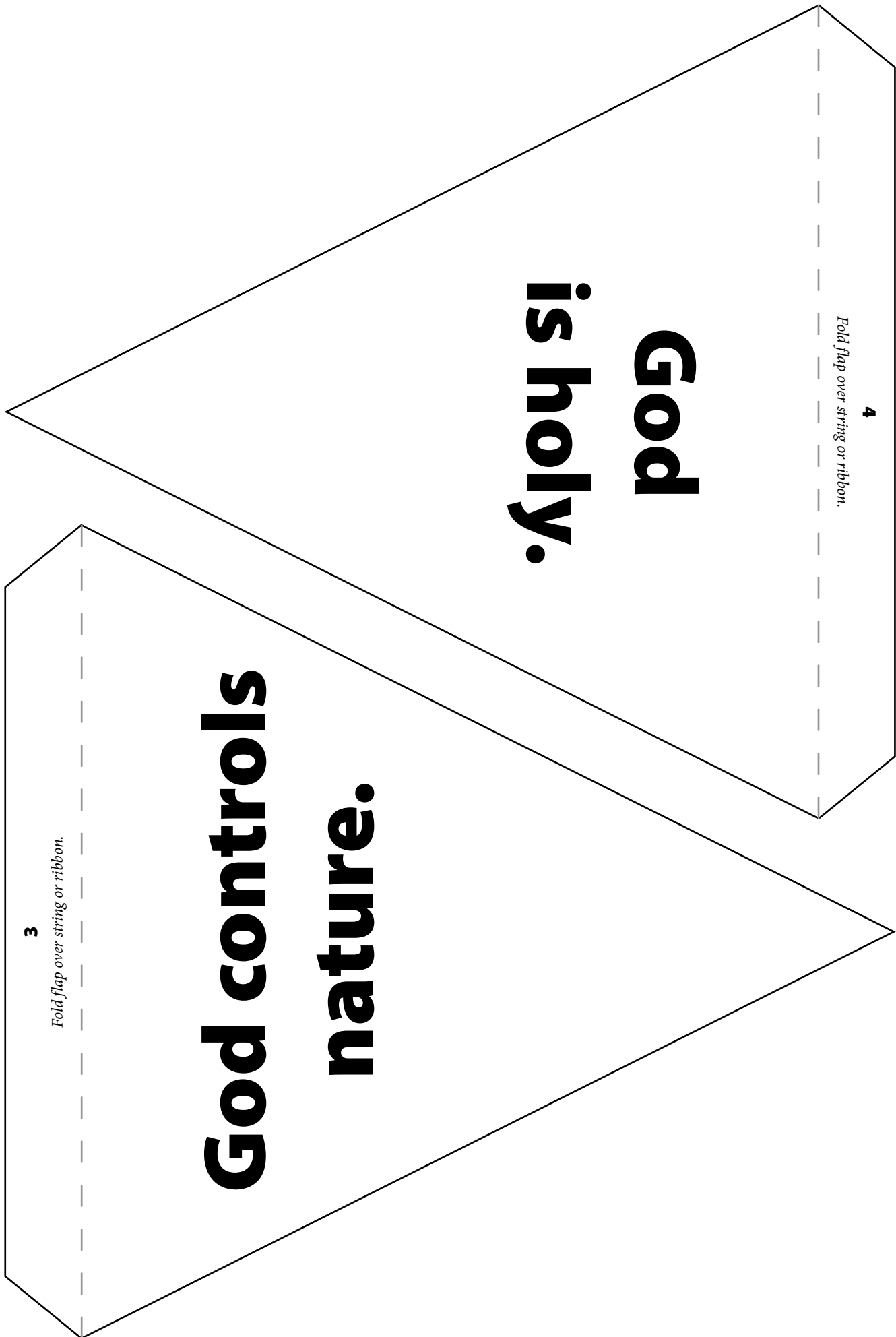


CRAFT ACTIVITY

Friendship bracelets. Cut the straws into bead-size pieces. Each child strings beads onto his pipe cleaner using whatever colour he chooses. When he has enough to go around his wrist and over his hand he joins the pipe cleaner and trims off any that is not needed.

Remind the children that this is not a friendship bracelet to give away. They keep it to remind them that through the Lord Jesus they can have friendship with God.



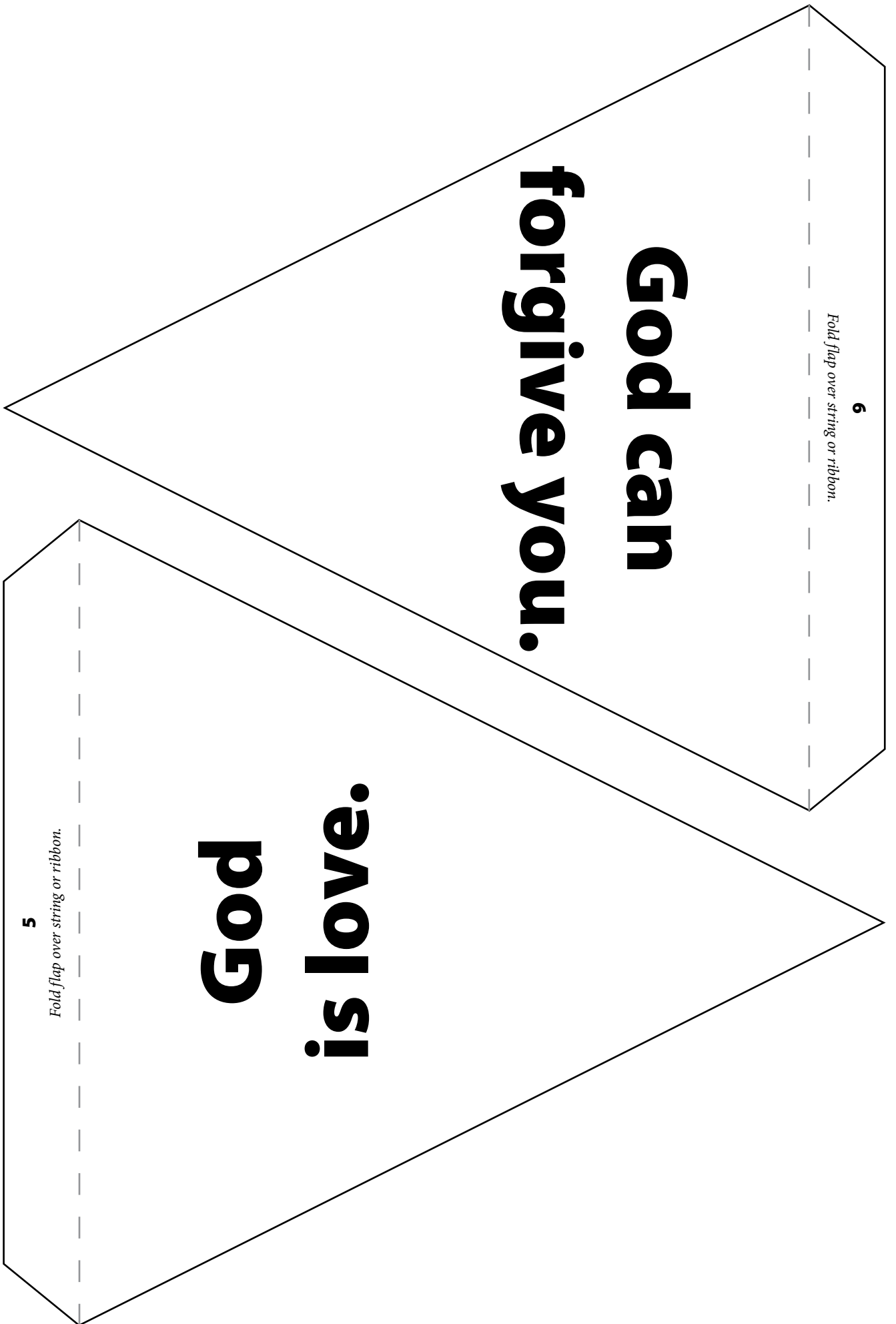


4
Fold flap over string or ribbon.

God
is holy.

3
Fold flap over string or ribbon.

God controls
nature.

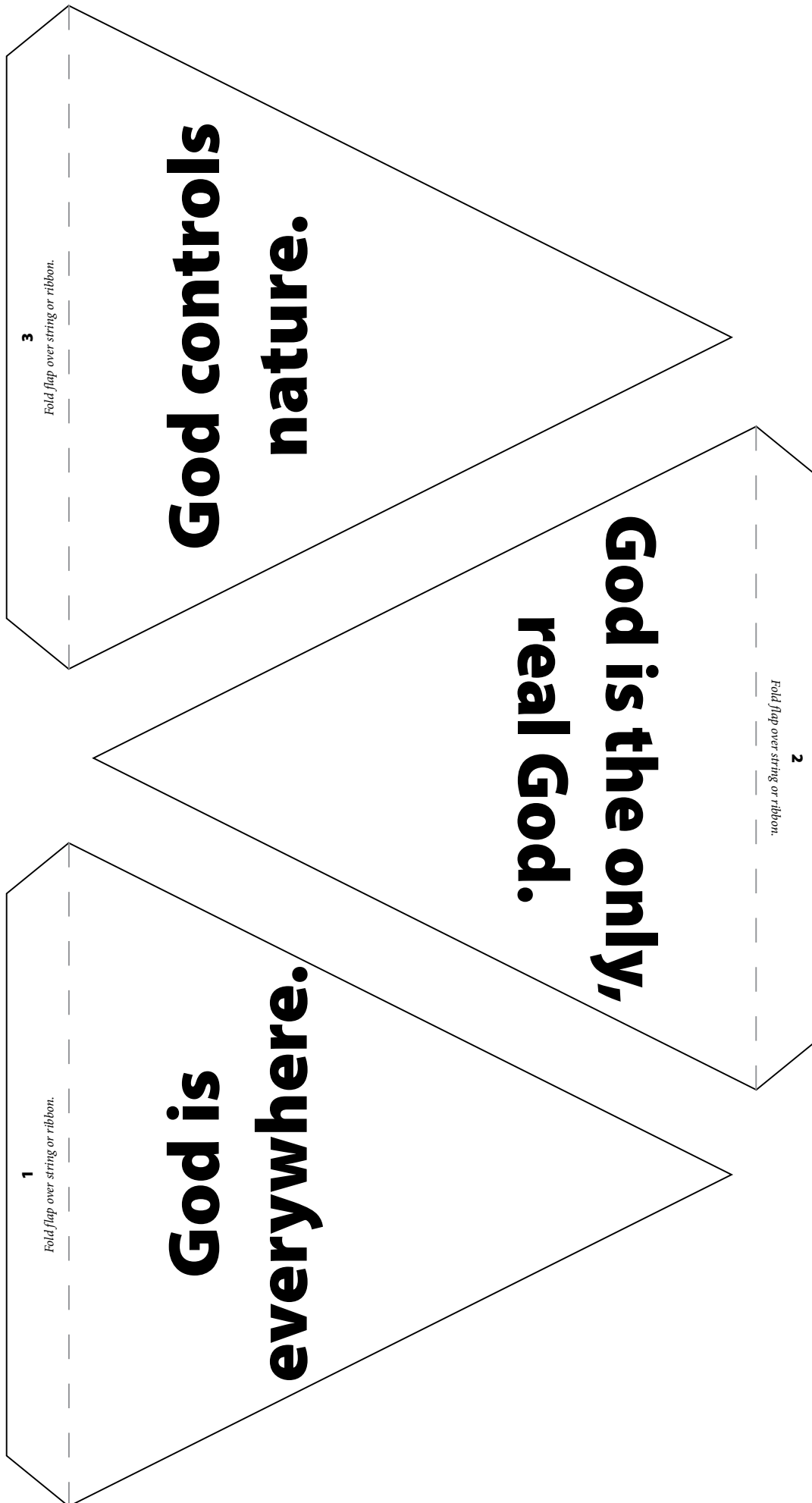


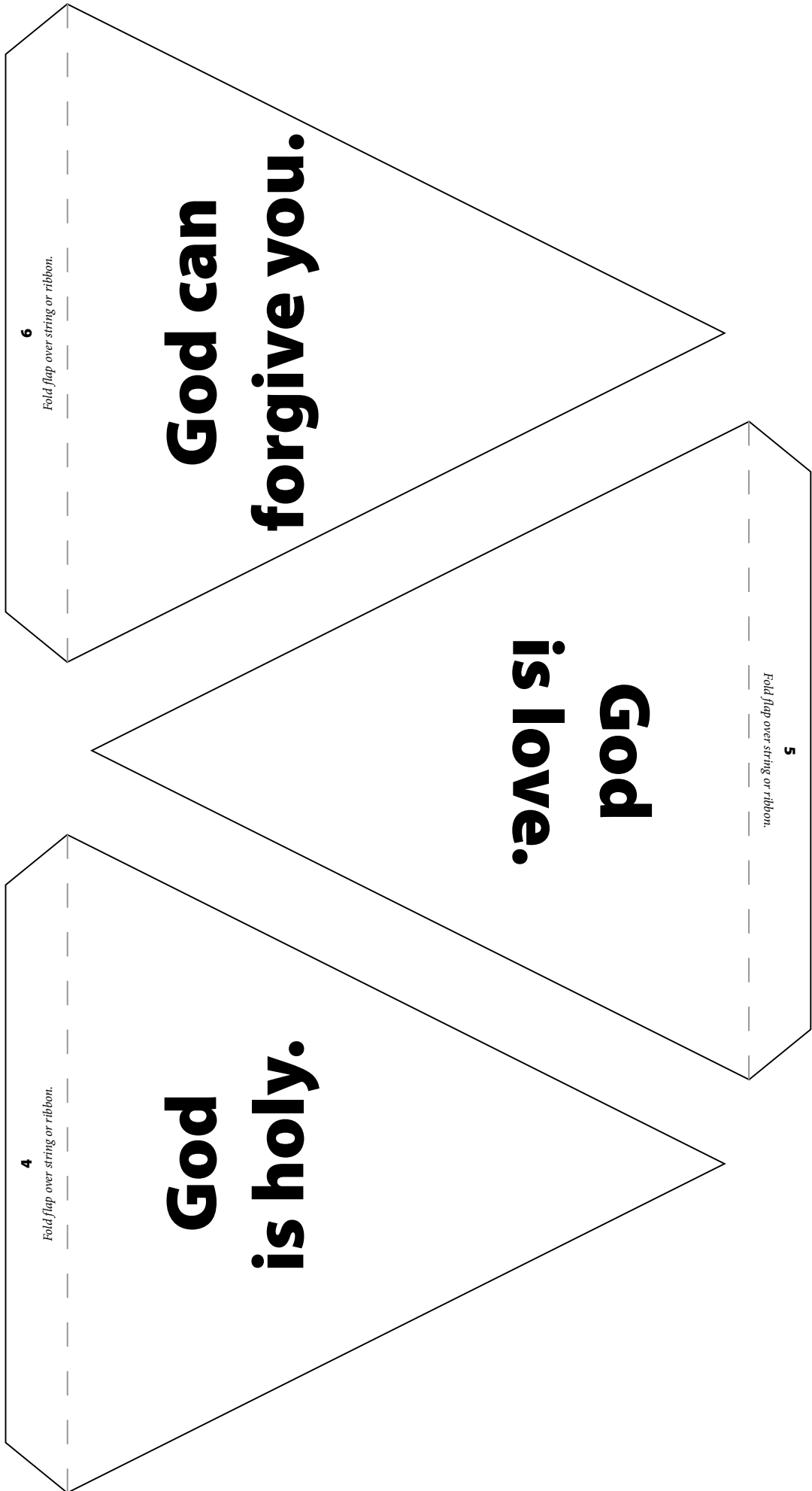
6
Fold flap over string or ribbon.

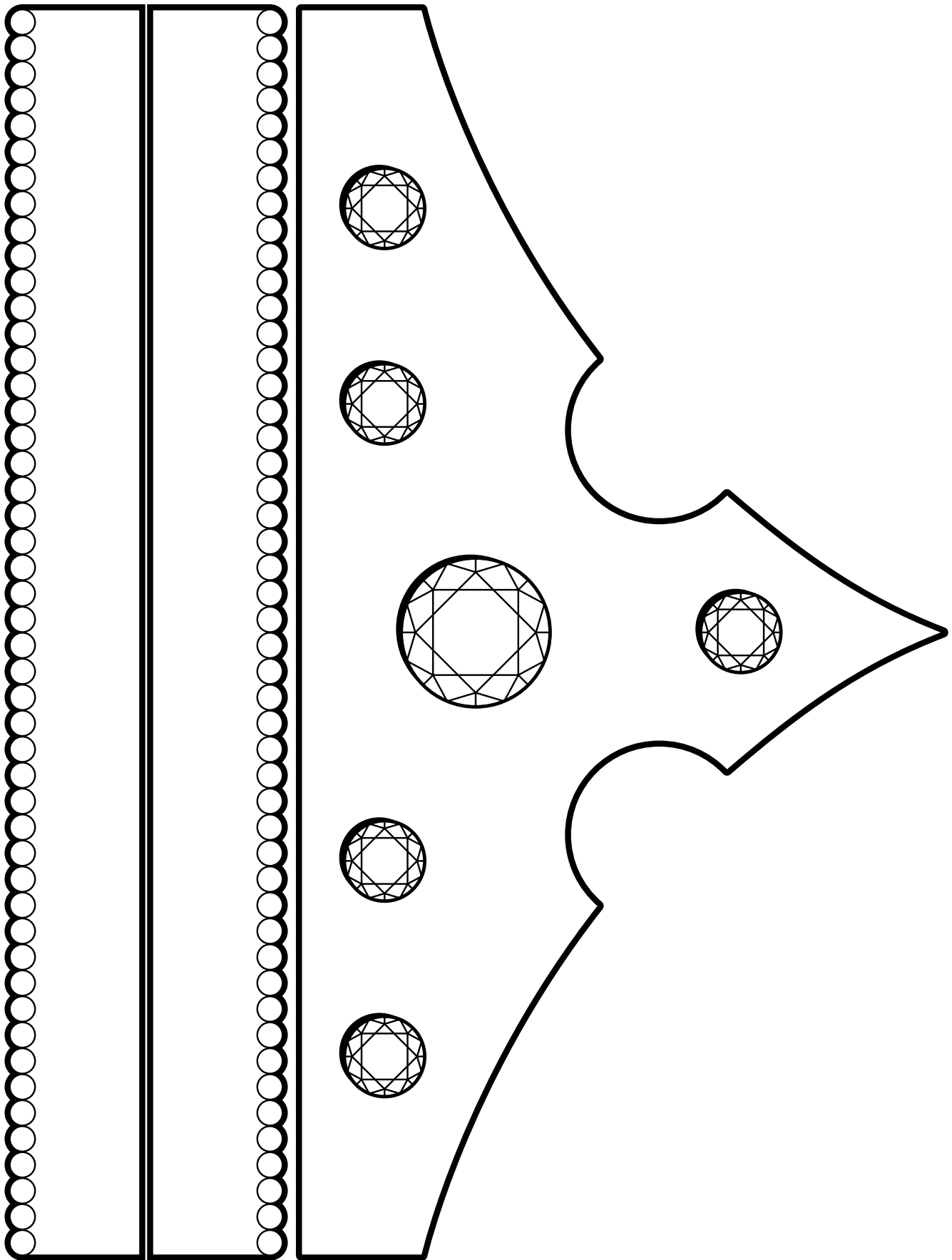
**God can
forgive you.**

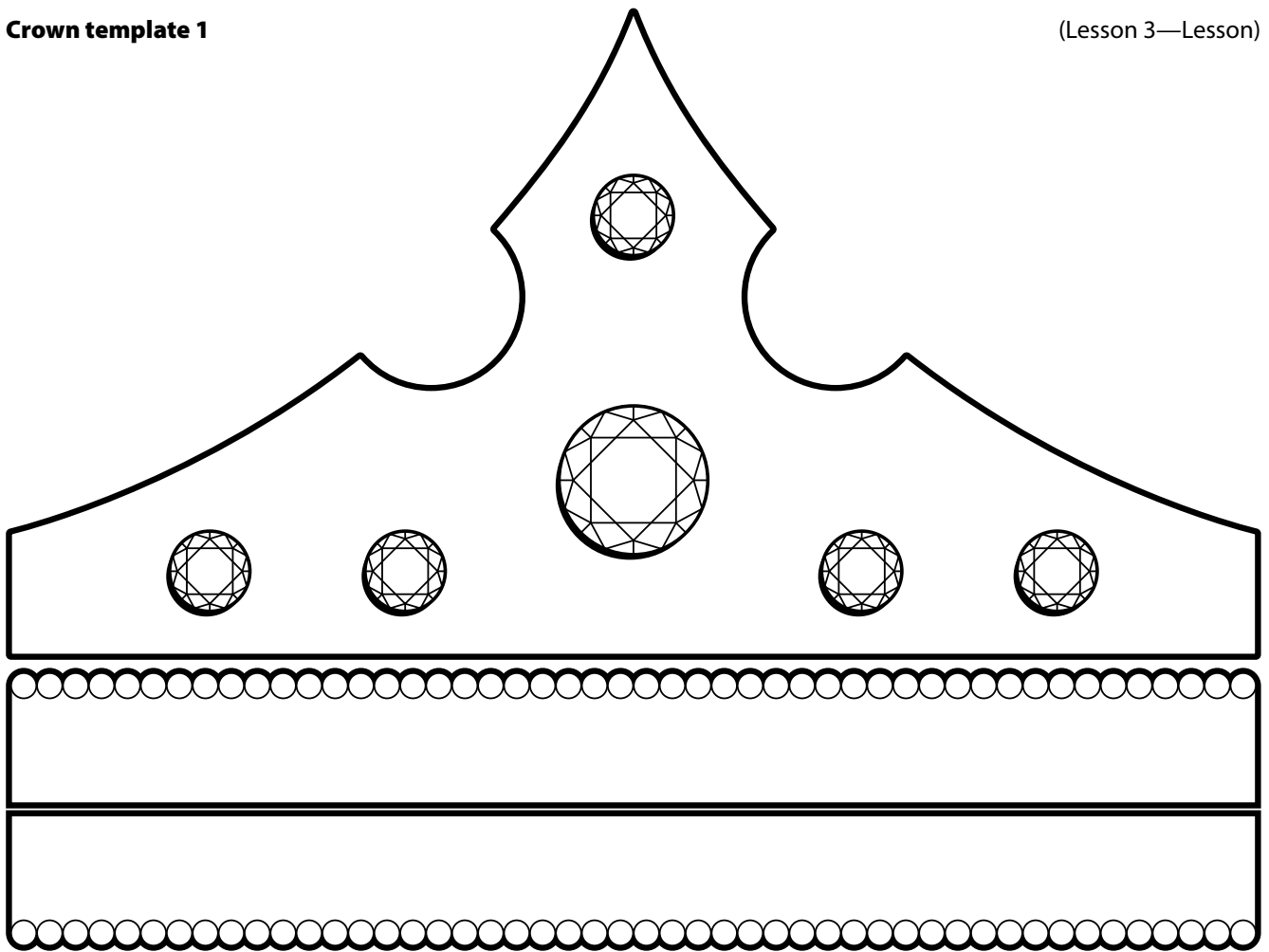
5
Fold flap over string or ribbon.

**God
is love.**









Take your pick

(Lesson 4—Memory verse)

<p>The leaders say the verse.</p>	<p>Say the verse alone and get a treat.</p>
<p>Everyone runs on the spot and says the verse.</p>	<p>Truth Catcher and the children who are six years old say the verse together.</p>
<p>Everyone makes himself as small as possible and whispers the verse.</p>	<p>Everyone who likes ice cream says the verse.</p>



How to lead a child to Christ

Make sure the child understands about:

God

- Who is God?
- God made us. He speaks to us through the Bible.
- God is holy and pure. He loves us.

Sin

- What is sin?
- Sin is disobeying God's commands. It is against God.
- Speak about specific sins.
- The child is a sinner by nature and act. (We sin because we are sinners.)
- Sin deserves punishment.

The Saviour

- Who alone can take away your sin?
- God the Son died on the cross for sinners.
- The Lord Jesus rose again from the dead.
- He is Lord of all.

Explain how the child can be saved

- Explain what the Lord wants us to do, and what He will do.
Use a Bible verse. (*John 1:12, John 3:16, John 6:37, Acts 16:31, Romans 6:23 or Romans 10:13.*)
What does the Lord want you to do?
What will the Lord do?
- Warn about difficulties.
- Ask, "Do you want to trust Christ, or would you rather wait and think about it?"
- Encourage the child to pray audibly (if ready).

Speak about assurance of salvation

- Go back to the Bible verse you used.
- Speak about a changed life.
- Tell him what the person who is truly trusting in Christ can know.

Give the child (later) some advice about the Christian life

- Read and obey your Bible.
- Talk to God, your Heavenly Father.
- Tell others what the Lord has done for you.
- Ask God to forgive you when you sin.
- Meet with other Christians.
- Remember the Lord promises, "I will never leave you" (*Hebrews 13:5*).

How to help a saved child have assurance of salvation

The importance of having assurance of salvation

There are many reasons why a child may lack assurance of his salvation. He may be wondering, "Did I believe enough? Did I pray enough? Was I sincere enough?"

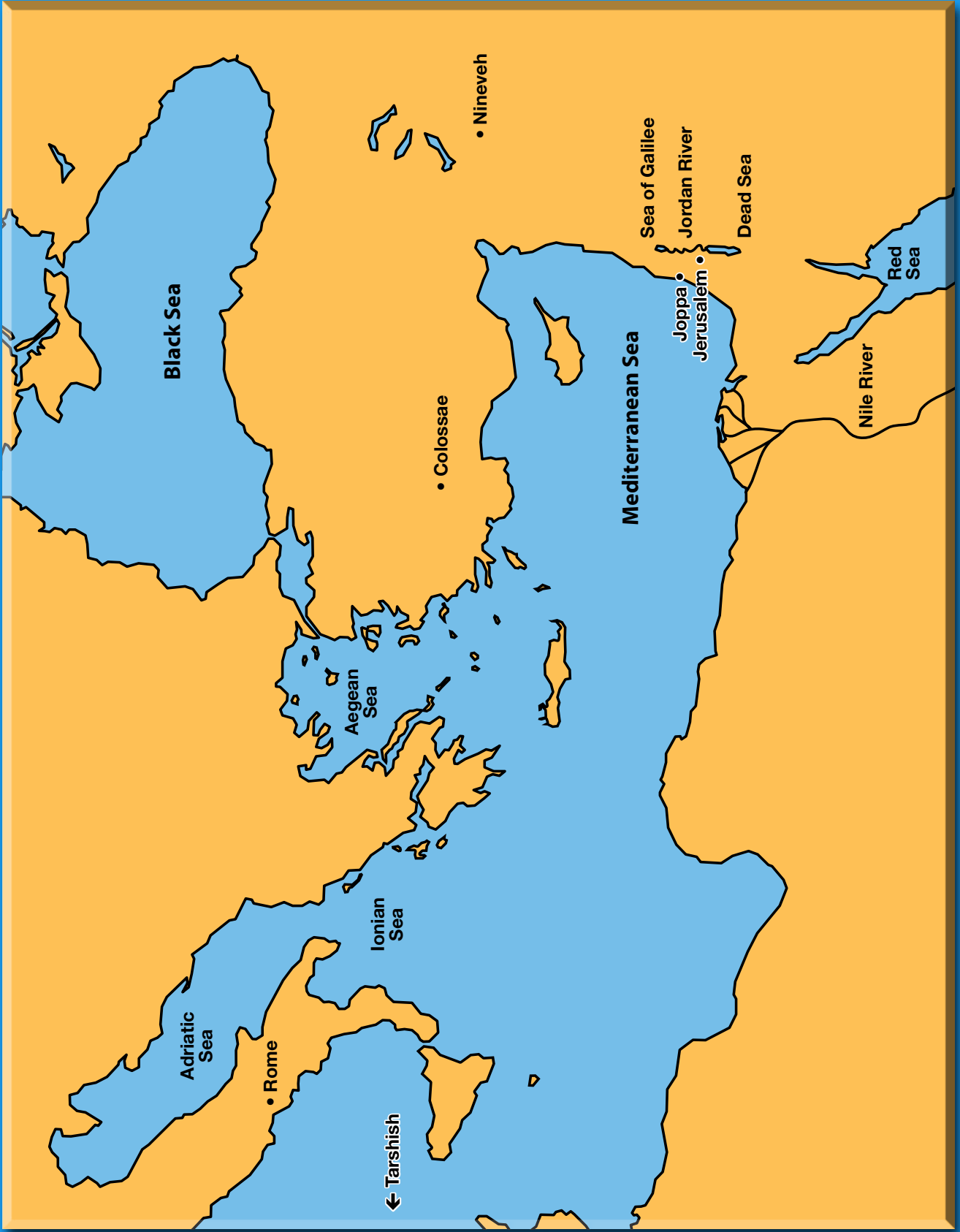
Salvation is a gift from God and is based on what Jesus did, not on what the child did. It is therefore important to help him focus on what God has said and done, and to help him see that both salvation and assurance of salvation are based on the promises given in God's Word, not on feelings (*Romans 10:17*).

Speak about assurance of salvation

- Question the child about his salvation, giving him opportunity to confess Christ to you. If he does not show clarity, go over the steps given for leading a child to Christ.
- Read a Bible verse together. (*1 John 5:12, 1 John 5:13, John 10:29, John 10:28, Acts 16:31, Romans 10:13 or John 1:12.*)
- Help him to see that the person who truly trusts in Christ can **know** that he is saved.
- Remind him that God **always** keeps His promises.
- Ask questions, such as, "Have you repented of your sins? Do you believe that Jesus died to take the punishment for your sins and that He rose again? Have you already trusted Him for salvation?" Encourage him to tell you about when he was saved and help him to see that if he can answer "yes" to these questions he is saved.
- Speak about a changed life. A saved child should display changes in behaviour and attitude, even if the changes happen gradually. It may help the child if he can identify a change which has already happened in his own life.
- Help him to see that Christians do sin and that when he does he should ask God to forgive him. Point out that he does not need to be saved again.

Give the child some advice about the Christian life

- Read and obey your Bible.
- Talk to God, your Heavenly Father.
- Tell others what the Lord has done for you.
- Ask God to forgive you when you sin.
- Meet with other Christians.
- Remember the Lord promises, "I will never leave you" (*Hebrews 13:5*).



CEF[®]
CHILD EVANGELISM
FELLOWSHIP[®]

Since 1937

Reaching children worldwide[™]