

Our awesome God

PLEASE NOTE!

The visuals for this series can be purchased from most CEF offices and online shops. For a list of CEF offices and online shops in Europe, please visit www.teachkids.eu and click on "Locations".

Original text: From "The Way to Worship Volumes 1 and 2" written by Marjory Alexander and adapted by Lisa Deam

Adapted for Europe: Doina Vasilca
(With additional ideas from the original text)

Text published by: CEF® of Europe
Kilchzimmer
4438 Langenbruck
Switzerland
www.cef europe.com



Copyright © 2001, 2010 Child Evangelism Fellowship® Inc.
All rights reserved. Used by permission. May be reproduced for personal, nonprofit and non-commercial uses only.
Visit www.teachkids.eu for full details of permission.

Table of contents

Lesson		Page
Introduction		3
Overview		6
Lesson 1	God is sovereign	9
Lesson 2	God is holy	21
Lesson 3	God is omniscient	35
Lesson 4	God is omnipresent	47
Lesson 5	God is omnipotent	61
Lesson 6	God is truth	71
Joseph memory game (carry-over activity - lesson 1)		81
God is always present (carry-over activity - lesson 4)		83
Jonah in the fish (carry-over activity for preschoolers - lesson 4)		84
Stilling of the storm (carry-over activity - lesson 5)		86
Symbols for preschoolers (review game for preschoolers - lesson 6)		88
Bible bookmark (carry-over activity for preschoolers - lesson 6)		89
Suggested songs		90
Summary of steps for counselling the child who wants to come to Christ		92

Introduction

This is an amazing series about God's attributes. All children, even the preschoolers, can learn these wonderful truths about God: He is sovereign, holy, omniscient, omnipresent, omnipotent and truth. The children will know the truth, and the truth will set them free! (From John 8:32.)

Each lesson is provided with Bible references for your preparation. We encourage you to take time to read and meditate on these verses. However, do not mention all references in your lesson presentations, so that they will not turn into sermons!

There are a few suggestions for class involvement and question and answer times which you can use during the lesson, as presented in this material. You might want to use some of the ideas during the class programme, instead of as part of the lesson.

We have also tried to include singing an appropriate song during the lesson. The carry-over activities suggested at the end of each lesson can be done during the programme or at home. Remember to keep the programme moving and to involve the children as much as possible. However, do not overdo it, as this can unsettle the children.

We have also suggested songs and memory verses for the preschoolers and a shorter version of the lesson, adapted for this age group.

Doina Vasilca

Teaching Bible truths

As you teach these lessons make sure that you do not get so engrossed in the narrative that you do not teach Bible truths. We fall short of our responsibility as teachers if we only tell children Bible stories. It is essential that children learn the truths those stories were written down to teach us, and that we then take them a step further to show what that truth means to them in their daily lives. Of course, we cannot in one lesson cover all the teaching any particular story would provide, so in each of these lessons one central truth has been chosen. The teaching of the central truth has been woven throughout the narrative, but to help you in your preparation the teaching sections have been marked "CT". These are also marked out in the lesson plan.

You will notice that the central truths are marked with a "U" or an "S" to show the kind of children the truth is applied to - unsaved or saved. This is also made clear in the text by using phrases such as, "If you have not trusted the Lord Jesus to forgive your sin ..." or, "Christian, you ...".

The application of the truth has been highlighted with a line beside the text. You may feel it necessary to adapt the applications to better suit the children you teach. For example, the application may use a boy's name, yet you have only girls present. It could be that the application given is more applicable to older children, while yours are very young. Make the changes you feel are necessary. The important thing is that the Word of God is applied to their lives.

Gospel presentation and carry-over activity

We have suggested a Gospel presentation for some of the lessons where the main focus of teaching is Christian growth. This is a way to present the message of salvation for the unsaved child.

For some lessons a carry-over activity has been suggested. This can encourage saved children to act on the application for their lives.

Make yourself available for counselling

When you present the Gospel message, there will be children who will respond to it independently. They may or may not tell you later that they have trusted the Lord Jesus Christ as Saviour. There will, however, be others who would like some help. They may have questions to ask; they may need help or encouragement in knowing what to say.

As you teach the saved children, there may be times when they would like advice in a difficult situation; they may need clarification on how a particular lesson applies to their daily lives; they may find themselves in a situation where they do not know what the Bible says they should do; they may want to share a difficulty so that you can pray for them, especially if you are the only Christian support they have.

For these reasons it is important that the children know you are available to talk. It is also important that they know when and where to go when they want to talk to you. Finally, it is essential that unsaved children do not confuse coming to the Lord Jesus with coming to you. Clearly distinguish between God's invitation to come to Him through Christ and making yourself available for a personal conversation with the child. This will avoid giving the impression to the child that they cannot come to Christ without coming through you, or that they are saved simply by waiting to speak to you.

An example for use with the unsaved child

"Do you really want the Lord Jesus to save you from your sin. Do you want to live for Him, but don't know how to come to Him? I will be glad to explain it from the Bible; come and see me. I'll be standing by that tree when the meeting is over. Remember, I can't take away your sin - only the Lord Jesus can do that - but I will be glad to help you understand better how you can come to Him. Just come and sit with me under that tree while the other children are having the games' time with my helper."

An example for use with the saved child

"If you have trusted the Lord Jesus as your Saviour and you have never told me about it, or if you have a problem, please let me know. I'll be standing beside the piano after the meeting is finished. I would like to know if you too have trusted the Lord Jesus as your Lord and Saviour, so that I can pray for you and perhaps help you."

Memory verses

A Scripture verse to teach the children is suggested for each lesson. If you are teaching the lessons as a series over six weeks it would be advisable to choose two or three verses to teach well, which the children will then remember. If you try to teach all six, the children may not really know any of them well.

Practise using the visuals

Flannelgraph figures

Practise using the visuals and changing the scenes before you go to teach. Become thoroughly familiar with all the figures and know when you need to use them in the lesson.

Extra visual aids

On a piece of card print out the words of the central truth for each lesson; back it with flannel or pieces of flocked paper. (Use lower case letters, so that even the younger ones can read the words easily.) Put this card on the board at the beginning of the class or when you first teach the central truth in the lesson.

Additional helps

In the margins additional helps are provided, giving background information and optional ideas on how to add interest to your lesson.

These ideas are designed to incorporate different learning styles. For effective learning some children need to see or write, others need to hear or speak, others need to touch or handle, and still others need active participation. All children, however, benefit from using different senses!

You can use these ideas in your club as time allows.

Review questions

For each lesson some review questions are given. These can be used after the lesson or the following week, before teaching the new lesson.

Review time, if conducted in an orderly way, can be an ideal opportunity to reinforce what you have taught, while still being fun for the children. You can use this time ...

- 1 to find out how much the children have understood and remembered.
- 2 to help you as a teacher to know what you need to emphasise more, so that the children will remember better.
- 3 to provide a time of fun in the class. The children like competition and look forward to this part of the programme. But it is more than just a game: it is a time of learning.

In this textbook only questions on the lesson are included. It would be profitable to include questions also on the songs, verse and whatever else you teach. In this way the children realise that every part of the programme is important.

Overview

Lesson	Central truth	Application	Memory verse
God is sovereign John 4:24 Isaiah 55:8-9 Exodus 15:18 Romans 8:28	God is in control	Unsaved: Come to the Sovereign God with your sins Saved: Trust God, even when it is hard	"... Yours is the kingdom, O Lord, and You are exalted as head over all" 1 Chronicles 29:11 Memory verse for preschoolers "The Lord shall reign forever and ever" Exodus 15:18
God is holy Psalm 145:17a Psalm 99:9 Habakkuk 1:13 1 John 1:5 John 17:11 Revelation 4:8 Acts 3:14 Ephesians 4:30 Hebrews 10:19 Hebrews 12:28 1 Peter 1:15-16	God is holy	Unsaved: God can make you holy Saved: Live in a way that pleases a holy God	"But as He who called you is holy, you also be holy in all your conduct" 1 Peter 1:15 Memory verse for preschoolers "... Be holy, for I am holy" 1 Peter 1:16
God is omniscient Genesis 16:13 Job 38:4 Proverbs 5:21 Ezekiel 11:5 Psalm 139:2-4 Psalm 44:21 Psalm 147:4 Proverbs 15:3 Colossians 2:3 2 Timothy 2:19 Hebrews 4:13 Romans 11:33 1 John 3:20	God knows everything	Unsaved: Trust Him to save you from your sin Saved: Trust Him to do what is best for you	"Great is our Lord, and mighty in power; His understanding is infinite" Psalm 147:5 Memory verse for preschoolers "Great is our Lord, and mighty in power; His understanding is infinite" Psalm 147:5

Overview

Lesson	Central truth	Application	Memory verse
God is omnipresent 2 Chronicles 16:9 Jeremiah 23:23-25 Psalm 139:7-12 Hebrews 13:5	God is everywhere	Unsaved: God can hear your prayer Saved: God is with you, even when things are difficult	"... For He Himself has said, 'I will never leave you nor forsake you'" Hebrews 13:5 Memory verse for preschoolers "... For He Himself has said, 'I will never leave you nor forsake you'" Hebrews 13:5
God is omnipotent Genesis 17:1 Psalm 147:5 Genesis 1:1 Hebrews 11:3 Philippians 3:21 Isaiah 26:4 1 John 1:9 Ephesians 1:11 Isaiah 46:10 1 Chronicles 29:11-12 Daniel 4:35 Job 38:4 Psalm 115:3 Jeremiah 32:17 Luke 1:37	God is all-powerful	Unsaved: God has power to save you from sin Saved: God has power to make you more like the Lord Jesus	"Great is our Lord, and mighty in power; His understanding is infinite" Psalm 147:5 Memory verse for preschoolers "Great is our Lord, and mighty in power ..." Psalm 147:5
God is truth 1 John 2:21 Titus 1:2 John 17:17 Psalm 86:15 Psalm 18:30 Psalm 119:160 Psalm 119:151 John 14:6 John 16:13 John 8:44	God is truth	Unsaved: Come to God through the Lord Jesus - this is His way, the one true way Saved: Obey God's truth from the Bible	"Jesus said to him, 'I am the way, the truth and the life. No one comes to the Father except through Me'" John 14:6 Memory verse for preschoolers "Jesus said to him, 'I am the way, the truth and the life. No one comes to the Father except through Me'" John 14:6

Lesson 1

God is sovereign

Scripture for teachers

John 4:24
Isaiah 55:8-9
Exodus 15:18
Romans 8:28

Central truth

God is in control

Application

Unsaved: Come to the Sovereign God with your sins

Saved: Trust God, even when it is hard

Memory verse

“... Yours is the kingdom, O Lord, and You are exalted as head over all” 1 Chronicles 29:11

Memory verse for preschoolers

“The Lord shall reign forever and ever” Exodus 15:18

Visual aids

- ◆ Figures: AG-1, AG-2, AG-3, AG-4, AG-5, AG-6 and AG-7
- ◆ Word list
- ◆ Index cards with the various situations for discussion

If you have preschoolers in your class, you will also need the following:

- ◆ A “treasure chest” with something “precious” or a special treat inside
- ◆ A picture of flowers, mountains and a rainy scene
- ◆ Pictures of people who are in charge
- ◆ A small metal object and a magnet

Suggested songs

- ◆ I believe
- ◆ Our God is a great big God
- ◆ He’s got the whole world in His hands
- ◆ Our God is an awesome God

Suggested songs for preschoolers

- ◆ He’s got the whole world in His hands
- ◆ My God is so big

Lesson outline

Introduction

Scene 1 Today we’re going on a treasure hunt!

Progression of events

Scene 2 In the Bible, we find treasures or truths about God - these are called “attributes”

Scene 3 God is “Sovereign” CT

Scene 4 God is the “Highest Ruler”

Scene 5 How is God sovereign in salvation?
CTU

Scene 6 God controls all people, all things, all the time - even the bad things that people do

Conclusion

Scene 7 What does it mean for you that God is sovereign? CTS

Lesson outline for preschoolers

Introduction

Scene 1 If you had a treasure chest, what would you put inside it?

Progression of events

Scene 2 The truths about God are like treasures in a treasure chest

Scene 3 God is “Sovereign” CT

Scene 4 God is the “Highest Ruler”

Scene 5 God has a plan for our sins to be forgiven
CTU

Scene 6 God controls all people, all things, all the time - even the bad things that people do

Conclusion

Scene 7 What does it mean for you that God is sovereign? or that He is in control?
CTS

Use "I believe" visualised song for this activity.

If you don't have the song visual available, present the teaching using the following figures: Bible (AG-33), Trinity triangle (AG-5), dark heart (AG-10), cross (AG-12), empty tomb (AG-13) and clean heart (AG-15).

Sing the song after you have presented the Gospel. Children may benefit from helping you place the flocked figures on the flannelboard.

Read (or have an older child read) the verses from your Bible.

Gospel presentation

I believe

Do you believe Heaven is a real place? Do you believe everyone is going there?

Briefly discuss.

Our beliefs are very important because they affect the way we live. God gave us the Bible, the true Word of God, so we could know what to believe.

Show the song visual as you teach.

One of the names given to God is the "Trinity". A trinity is something which is made up of three parts, like this triangle.

The Bible teaches that God the Father, God the Son and God the Holy Spirit are one God. That's why we call God the "Trinity". God is the Creator, who made the world and everything in it, including you. He is a holy (perfect) God who never changes.

You and I are not like God. We have all sinned by saying, thinking and doing wrong things.

Briefly share examples.

We deserve God's punishment for sin, which is separation (being away) from Him forever. But because God loves you, He sent His only Son, Jesus, to be born into this world through a human mother but not a human father. He was all God and all man at the same time, and He came to Earth to pay for your sins by dying on a cross. The Bible says, "Christ died for our sins ... He was buried ... He rose again the third day" (1 Corinthians 15:3-4). After Jesus died He was buried; three days later He came alive and today He lives in Heaven.

The Bible says, "Whoever believes in Him will receive remission [forgiveness] of sins" (Acts 10:43b). When you believe (trust completely) in Jesus as your Saviour, God forgives all of your sins so you can go to Heaven someday. As soon as you believe, the Holy Spirit comes to live inside you. He teaches you and helps you live to please God. He also helps you tell others about Jesus so they can be forgiven too. As you read your Bible and pray, God will help your faith in Him grow stronger until one day He will bring you to Heaven to live with Him.

Do you believe Jesus died to pay for your sins? Have you believed in Him as your Saviour?

Give an opportunity for children to receive Christ now or at another time in the class hour.

Teaching the memory verse

Memory verse

“... Yours is the kingdom, O Lord, and You are exalted as head over all” 1 Chronicles 29:11

Introduction

King David praised God with his words and actions. There is a verse in the Bible that David wrote as a prayer to our awesome God! This verse tells God how wonderful He is and that He deserves our praise and worship.

Presentation

Show your Bible, explaining that it is the true Word of God. Read the verse from your Bible and explain how you found it. Have the children read the verse with you from the verse visual.

Explanation

Yours is the kingdom, O Lord - David was talking to our awesome God. He says to the Lord, “The kingdom belongs to You.” That means everything in the heavens and on Earth is His.

You are exalted as head over all - We should praise God as the One who is over all things.

Application

Unsaved: If you have never believed on Jesus as your Saviour, today He wants to forgive your sins and be your King.

Saved: If you have already believed on Jesus as your Saviour, you need to know that God is in control of all things. You should praise and obey Him as your King.

Repetition

“Take away”

Quote the verse a few times with the children. Then have a child remove a visual piece and have the children say the verse, including the words that are not showing.

Continue removing pieces and repeating the verse until all pieces have been removed.

Have individual children try to say the verse on their own.

To include more involvement, have the children stand when they say the words that are not showing and sit for the rest.

Help the children to locate the verse using its “address” (reference). First they need to find the town (1 Chronicles), then the street (29) and then the house on that street (11). When repeating the verse, always begin and end with the reference to help the children learn it.

Lesson

Scene 1

★ **Introduction:** Today we're going on a treasure hunt!

Today we're going on a treasure hunt!

Place treasure chest (AG-1).

But the treasure is not gold, silver, jewels or money. The treasure we are looking for is truth about God! The place we can find this treasure is the **Bible**.

Show your Bible.

Learning truths about God is like going on a treasure hunt.

Scene 2

★ **Progression of events:** In the Bible, we find treasures or truths about God - these are called "attributes".

In the Bible, we find treasures or truths about God. These are called "attributes".

Place the word "Attributes" (AG-2).

God's attributes tell us who God is and what He is like.

Let's try this. I'll tell you an attribute a person could have, for example, "friendly". Can you think of anyone who is friendly?

Allow the children to answer. You may wish to continue with other examples (eg kind, patient, happy). If the children are familiar with the Bible, you could also use the following examples of Bible characters.

Now, I'll name a person from the Bible and you try to find the attribute.

Moses. What attribute did he have?

Allow the children to answer. Help them to find a right attribute for Moses (meek, patient, strong). You may continue with other names, eg Peter (strong), Job (patient), Ruth (faithful) Abraham (obedient).

God has many attributes. The Bible tells us that He is Spirit (John 4:24). That means He has no body and we cannot see Him. Even though we cannot see Him, He is very real and we can know Him. In Isaiah 55:8-9 we read that God thinks and acts very differently from us. There are some things about Him that are secret (Deuteronomy 29:29) and we can't understand.

We can find some of God's attributes in nature (Romans 1:20). When you look at the flowers, what can you say about God? What is God like?

Let the children answer.

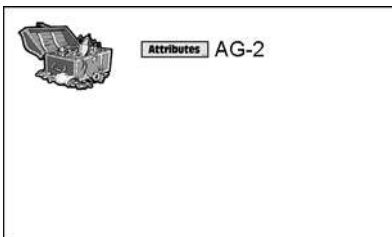
(He is kind, loving, etc.) What do the mountains make you think about God? (He is strong, powerful.) When it rains, what can you learn about God? (He cares for us.)



Store the attribute wordstrips, definition wordstrips and attribute symbols in your Bible and place on the flannelboard at the appropriate times.

Class involvement.

Make sure to control the children's answers and keep this time short.



Question and answer time.

But in our treasure chest we find many of God's attributes. Can you remember what our treasure chest is? Yes, the Bible.

Isn't it wonderful that God has given us the Bible so we can get to know Him better? He is a great God! Let's sing about His greatness. Let's sing "Our God is a great big God" together. (Or you could sing "He's got the whole world in His hands".)

Allow the children to stand and sing with actions. At the end, you might want to ask them to take their seats and sing quietly, to prepare their hearts for the next part.

Scene 3

★ **Progression of events: God is "Sovereign".**

The first attribute we will learn about God is that He is "Sovereign".

Place the word "Sovereign" (AG-3).

What does it mean that God is sovereign? It simply means that He is in control of all things! Did you know that nothing can happen unless God allows it to happen?

Allow response.

God is in charge. The one in charge has the right to tell other people what to do. The one in charge makes the decision he believes is best. Let me show you something that will help you understand better.

On this side of the paper, there are some words. Let's look at them together - hospital, family, school, town, country, universe. On the other side, we have the people in charge. Let's make sure we know who they are - director, father, headmaster, mayor, president, God. The two lists are not in the same order. Do you think you can help me match them?

Good job in matching! Did you know that these people are in charge only because God has allowed them to be in charge for your good? These people are supposed to protect you, help you learn and take care of you.

Scene 4

★ **Progression of events: God is the "Highest Ruler".**

Who is in charge of the universe? Who controls all that happens? God! No-one is higher than God (1 Chronicles 29:11). He is the highest ruler!

Place the words "Highest Ruler" (AG-4).

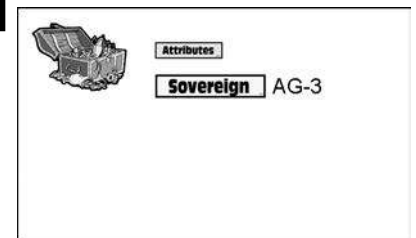
Why? Because He created all things. This is His world! He holds us all in His hands. As we sit, let's sing softly "Our God is a great big God".

God sends the rain. He feeds the wild animals. He makes the Earth spin around. He keeps all the stars in their place. He controls the movement of the sun. He makes our hearts beat. He controls all people, all things, all the time! Let's say this together - "All people, all things, all the time!" How many hours each day? Twenty-four! How

Visualised songs for children are produced by Child Evangelism Fellowship® of Europe and are available from your CEF® National Office. If you need an address, contact the European Headquarters (address at the front of this book).

Call on several children to pronounce each attribute as it is taught. Children remember what they hear and express audibly.

CT



Class involvement.

It would be best to have this activity paper prepared at home, so that it will not take too long. (Make sure the words are not in the right order!) You can also draw some appropriate pictures or symbols. Have the children match the words.

Always make sure to control the children's answers and keep this time short.

If you have preschoolers in your class demonstrate the idea of control by moving a small metal object with a magnet.



many days a week? Seven! How many weeks a year? Fifty-two! He never goes to sleep (Psalm 121:4). He never gets tired or bored. He never goes on holiday.

You are in charge of your homework and maybe you work at it for a few hours, but then you get tired. You need a break. You can hardly wait for the weekends or for the summer holidays! But God never stops being in charge. He rules all the time and He does it perfectly. Sometimes, you have to ask for help! But God is never stuck for ideas and never runs to anyone for help!

Scene 5

★ Progression of events: How is God sovereign in salvation?

How is God sovereign in salvation?

Place the Trinity triangle (AG-5).

When Adam and Eve sinned, God did not say, "Now what? My whole plan is ruined!"

Point to the circle (symbol of God) on the Trinity triangle.

Although He was sad with their choice, God already knew beforehand that they would disobey Him. He also knew that you and I would disobey Him. He promised them a Saviour. At the right time, His Son, Jesus Christ, was born.

Point to the cross (symbol of Jesus) on the Trinity triangle.

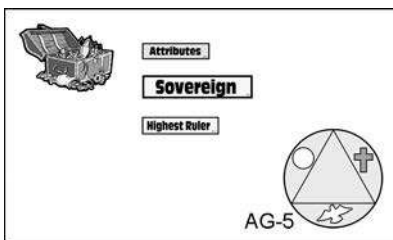
King Herod tried to kill baby Jesus, but God was in control. The Jews tried to kill Him before God's chosen time, but they couldn't - God was in charge. Judas betrayed Him, Pilate sent Him to death and the Roman soldiers crucified Him. Even though it didn't look like it, God was still in control! This was a part of His plan to save you and me from our sin. Someone had to take the punishment you and I deserve for our sin ... and that Someone was Jesus.

Everything they did was written in the Bible, hundreds of years ago. They could not do more than what God allowed them to do. Even on the cross, Jesus was in control. He cried, "Father, into Your hands I commit My spirit [soul]" (Luke 23:46), because He was in control of the moment of His death. Three days later He rose from the grave. God the Father sent the Holy Spirit to live in the hearts of the ones who believe in Him (John 14:16).

Point to the dove (symbol of the Spirit) on the Trinity triangle.

The Lord Jesus is now with His Father in Heaven, ready to give salvation to anyone who believes in Him.

If you have never come to Jesus Christ with your sins, come today. He promises in His Word, "Whoever [everyone who] believes in Him will receive remission [forgiveness] of sins" (Acts 10:43b). You can tell Him that you believe by praying something like this: "Thank You, dear God, that You are in control of all things, that You planned my salvation, that



CTU

CTU

CTU

Read (or have an older child read) the verse from your Bible.

Read (or have an older child read) the verse from your Bible.

Your Son came at the right time and died in my place. Please forgive me and save me.” If you don’t know how to do that, you can wait after club in the front row. Of course I can’t give you salvation, but I will be happy to show you from the Bible how to receive salvation.

Scene 6

★ **Progression of events:** God controls all people, all things, all the time - even the bad things that people do.

Is God still in control when bad things happen?

Remove the Trinity triangle (AG-5) and place crown (AG-6).

God is the greatest King. He controls all people, all things, all the time - even the bad things that people do. Do you remember a man in the Bible called Joseph? He was hated by his brothers, and sold as a slave. His boss’s wife lied about him and he ended up in prison where he was alone, forgotten, disappointed and afraid. Was God in control? Was God surprised with the lies and the hatred? How could He control such terrible things? We find the answer in Genesis 50:20.

Later Joseph was made a ruler in Egypt and when there was a famine God used him to provide food for his family and many other people. Joseph told his brothers, “You meant evil against me; but God meant it for good, in order to bring it about as it is this day, to save many people alive” (Genesis 50:20).

God was not pleased with the bad things, but He used them to save Joseph, Israel (his father), his family and the whole nation. The promised Saviour was born from the nation of Israel!

Scene 7

★ **Conclusion:** What does it mean for you that God is sovereign?

What does it mean for you that He is sovereign?

Place picture of child watching storm (AG-7).

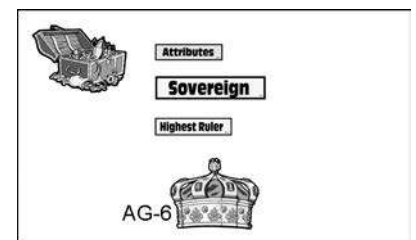
If you have already come to God and asked Him to forgive your sins, you can trust Him even when it’s hard. Maybe you are afraid when there is a storm. Perhaps you have been treated unfairly at school, or you are ill, or someone you love has died. No matter what happens to you, remember that God is in control! In Romans 8:28, God says that “all things work together for good to those who love God”. He loves you and He always does what is best for you. There is nothing too big or too small for God. When it’s hard and you can’t understand why, remember, God is in control!

You could pray, “Dear God, thank You that You are in control! I don’t understand why this bad thing happened to me and I don’t like it, but I trust You. I know You can use it for my good. Please give me your peace.” You could even sing to God or say today’s memory verse out loud or in your heart! Never forget that God is Sovereign. He controls all people, all things, all the time! Trust Him, even when it’s hard!

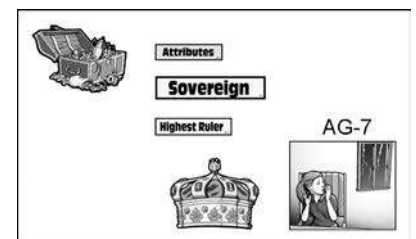
Remove all figures.

Make yourself available for personal counselling. (Be sure to comply with the child protection policy of your country.)

See Genesis 37, Genesis 39-47 and Genesis 50.



Read (or have an older child read) the verse from your Bible.



CTS

Write the situations on index cards, adapting them according to the needs of your class. Divide the children into four groups. Ask each group to read the situation and discuss how they should trust God and respond, remembering that He is in control.

You may want to give children an opportunity to talk as a group or individually about situations they are facing right now. Take time to pray about each one.

Review game

King of the hill

Place a chair in the centre of the room and let the children circle around it.

The first child to correctly answer a question gets to sit in the chair as “king of the hill”.

Continue playing until all questions have been answered.

If there are younger children in your class, they could be paired with an older child and work as a team.

Review questions

- 1 What kind of treasure are we looking for? (Truth about God.)
- 2 Where can we find truth about God? (The Bible.)
- 3 What is an attribute of God? (Something He has shown us about Himself - it tells us who God is and what He is like.)
- 4 Name one of your attributes. (Answers will vary. Examples suggested in the lesson include friendly, kind, diligent, patient, happy, etc.)
- 5 What does the word “sovereign” tell us about God? (He controls all people, all things, all the time.)
- 6 What did God the Son do to save you? (He died on the cross.)
- 7 How long will God reign and be the highest ruler? (Forever.)
- 8 When you are afraid, what should you stop and think about? (God is in control.)
- 9 What does our memory verse, 1 Chronicles 29:11, tell about God? (God is over all.)
- 10 What does our memory verse say? (“... Yours is the kingdom, O Lord, and You are exalted as head over all” 1 Chronicles 29:11.)

Craft activity

Joseph memory game

(See pages 81-82.)

As you make your own game and play with a friend, remember that God is in control of your life, just as He controlled Joseph’s life.

To play: Place all cards face down. One player selects two cards and turns them over. If both cards are the same, that player removes them. If they are different turn them over again. The next player continues play. The player with the most “pairs” is the winner.

Lesson for preschoolers

Scene 1

Do you know what this is?

Place treasure chest (AG-1).

Let the children respond.

★ **Introduction:** If you had a treasure chest, what would you put inside it?

It is a treasure chest. If you had a treasure chest what would you put inside it?

Guide their thinking to include precious things, special things, maybe things that are worth a lot of money or things that mean a lot to them.

God has given you and me a very special treasure chest. It is one that we can open up and read.

Show your Bible.

What do we call it? The Bible. It is God's Word. When we read the Bible God tells us what He is like. Everything God says is true.

Scene 2

★ **Progression of events:** The truths about God are like treasures in a treasure chest.

The truths about God are like treasures in a treasure chest. What is God like? The Bible tells us that He does not have a body like you and I. Yet He is very real and we can know Him. God thinks and acts very differently from us. There are some things about Him that are secret (Deuteronomy 29:29) and we can't understand.

We can look around us at nature and see what God is like (Romans 1:20).

Show a picture of flowers, or bring some real ones and let the children look at and touch them.

What are these flowers like?

Let the children respond.

(Many colours, soft and smooth, pretty.) Do you think God likes colours? What colours can you name? When we look at flowers we can see that God used different colours when He made them.

Show a picture of mountains.

What are mountains like? (Big, really big, they reach high up to the sky.) When we look at the mountains they can remind us that God is even bigger and He must be very strong. He is the One who made the mountains.

Show a picture of a rainy scene.

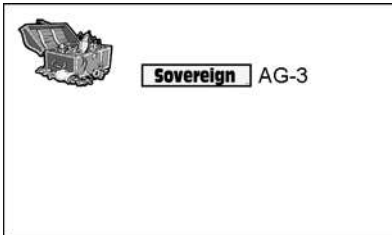
Sometimes when it rains we are sad, because we cannot go out to play. But God knows that the plants need rain to grow and that we also need water to drink. He sends the rain, because He cares for you and me.

You might want to bring a box with a lid, made up to look like a treasure chest. Have something "precious" or a special treat for the children in it.



Question and answer time.

Visualised songs for children are produced by Child Evangelism Fellowship of Europe and are available from your CEF National Office. If you need an address, contact the European Headquarters (address at the front of this book).

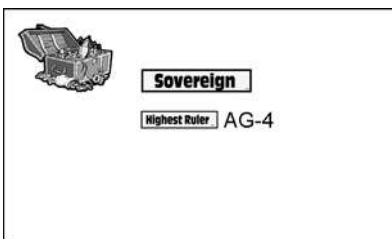


CT

Class involvement.

Make sure to control the children's answers and keep this time short.

Demonstrate the idea of control by moving a small metal object with a magnet.



One of our songs tells us that He cares for us - "He's got the whole world in His hands". Let's sing it together.

Allow the children to stand and sing with actions. At the end, you might want to ask them to take their seats and sing quietly, to prepare their hearts for the next part.

In our treasure chest we find many truths about God. Can you remember what our treasure chest is? Yes, the Bible.

Scene 3

★ **Progression of events: God is "Sovereign".**

The first thing we will learn about God is that He is "Sovereign".

Place the word "Sovereign" (AG-3).

That is a hard word, isn't it? Let's say it together. "Sovereign."

What does it mean that God is sovereign? It simply means that He is in control of all things! Let me show you something that will help you understand better.

Let's look at some pictures of people who are in charge and what they do - parents, teacher, child-minder, policeman.

Remember, both parents are in charge of children, even though many children have no father at home.

Scene 4

★ **Progression of events: God is the "Highest Ruler".**

Who is in charge of the world, the sun, the moon and the stars? Who controls all that happens? God! No-one is higher than God (1 Chronicles 29:11). He is the highest ruler!

Place the words "Highest Ruler" (AG-4).

Why? Because He created all things. This is His world! He holds us all in His hands. As we sit, let's sing softly the first verse of "He's got the whole world in His hands".

God sends the rain. He feeds the wild animals. He keeps all the stars in their place. He tells the sun what to do each day. He controls all people, all things, all the time! Let's say this together - "All people, all things, all the time!" That means every day and every night. He never goes to sleep (Psalm 121:4). He never gets tired or bored. He never goes on holiday.

Sometimes you try to do a puzzle. You work at it for a while, but then you get tired. You need a break. But God never stops being in charge. He rules forever and He does it perfectly. Sometimes, you have to ask for help! But God is never stuck for ideas and never runs to anyone for help!

Scene 5

★ **Progression of events: God has a plan for our sins to be forgiven.**

God is in control. He has a plan for our sins to be forgiven.

Place the Trinity triangle (AG-5).

When Adam and Eve sinned, God did not say, “Oh, I don’t know what to do now!”

Point to the circle (symbol of God) on the Trinity triangle.

Although He was sad with their sin, He knew what to do, even before they disobeyed.

God promised them a Saviour. At the right time, His Son, Jesus Christ, was born.

Point to the cross (symbol of Jesus) on the Trinity triangle.

Even on the cross, Jesus was in control. He cried to His Father, “I give My life to You” (from Luke 23:46). He chose when to die. Three days later He rose from the grave. The Lord Jesus is now with His Father in Heaven, ready to save anyone who believes.

If you have never come to God and asked Him to forgive your sins, come today. He promises in His Word, “Whoever [everyone who] believes in Him will receive remission [forgiveness] of sins” (Acts 10:43b). You can tell Him that you believe by praying something like this, “Thank You, dear God, that You control all things, that the Lord Jesus came and died in my place. Please forgive me and save me.” If you don’t know how to do that, you can wait after club in the front row. Of course I can’t save you, but I will be happy to show you from the Bible how to come to God.

Scene 6

★ **Progression of events: God controls all people, all things, all the time - even the bad things that people do.**

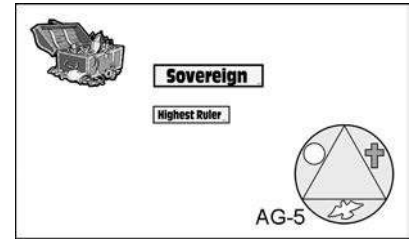
Is God still in control when bad things happen?

Remove the Trinity triangle (AG-5) and place crown (AG-6).

God is the greatest King. He controls all people, all things, all the time - even the bad things that people do. Do you remember a man in the Bible called Joseph? He was hated by his brothers, and sold as a slave in Egypt. Later he was in prison where he was alone and afraid. How could God control such terrible things? We find the answer in God’s Word. It shows us that after all these terrible things happened to Joseph, he became a prince in Egypt. Once God used him to provide food for his family. His brothers came to him for food.

He told them, “You meant evil against me; but God meant it for good” (Genesis 50:20).

God was not pleased with the bad things, but He used them to help Joseph, his family and the whole nation.




CTU

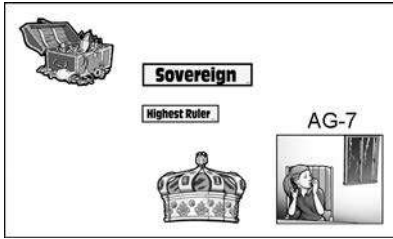
Read the verse from your Bible.

Make yourself available for personal counselling. (Be sure to comply with the child protection policy of your country.)

See Genesis 37, Genesis 39-47 and Genesis 50.



Read the verse from your Bible.



CTS

Scene 7

★ **Conclusion:** What does it mean for you that God is sovereign? or that He is in control?

What does it mean for you that He is sovereign or that He is in control?

Place picture of child watching storm (AG-7).

If you have already come to God with your sins, you can trust Him even when it's hard. Maybe you are afraid when there is a storm. Perhaps other children are unkind to you, or you are ill, or someone you love has died. No matter what happens to you, remember that God is in control! He loves you and He always does what is best for you. There is nothing too big or too small for God. When it is hard and you can't understand why, remember, God is in control!

You could pray, "Dear God, thank You that You are in control! I don't understand why this bad thing happened to me and I don't like it, but I trust You." You could even sing to God or say today's memory verse out loud or in your heart! Never forget that God is Sovereign. He controls all people, all things, all the time! Trust Him, even when it's hard!

Remove all figures.

Review game for preschoolers

King of the hill

For each review question let a child answer, and then come and sit in a special chair.

Let a different child answer the next question and do the same.

Continue until each child has had a turn.

Review questions for preschoolers

- 1 What kind of treasures are we looking for in the Bible? (Truth about God.)
- 2 What word tells us that God is in control? (Sovereign.)
- 3 How long will God be in control of everything? (Forever.)

Craft activity for preschoolers

Joseph memory game

(See pages 81-82.)

As you make your own game and play with a friend, remember that God is in control of your life, just as He controlled Joseph's life.

To play: Place all cards face down. One player selects two cards and turns them over. If both cards are the same, that player removes them. If they are different turn them over again. The next player continues play. The player with the most "pairs" is the winner.

Lesson 2

God is holy

Scripture for teachers

Psalm 145:17a

Psalm 99:9

Habakkuk 1:13

1 John 1:5

John 17:11

Revelation 4:8

Acts 3:14

Ephesians 4:30

Hebrews 10:19

Hebrews 12:28

1 Peter 1:15-16

Central truth

God is holy

Application

Unsaved: God can make you holy

Saved: Live in a way that pleases a holy God

Memory verse

“But as He who called you is holy, you also be holy in all your conduct” 1 Peter 1:15

Memory verse for preschoolers

“... Be holy, for I am holy” 1 Peter 1:16

Visual aids

- ◆ Figures: AG-5, AG-8, AG-9, AG-10, AG-11, AG-12, AG-13, AG-14 and AG-15
- ◆ Two glasses of water - one with dirty and one with clean water
- ◆ Questions for children to read
- ◆ Ten strips of paper, with one commandment written on each (to make paper chain)

Suggested songs

- ◆ Holy, holy, holy
- ◆ God is so good
- ◆ Were you there?

Suggested songs for preschoolers

- ◆ Holy, holy, holy
- ◆ God is so good

- ◆ God the Father

- ◆ Three-in-one

Lesson outline

Introduction

Close your eyes - what can you see?

Progression of events

Scene 1 When we opened our eyes the darkness disappeared!

Scene 2 God always does what is right

Scene 3 God is holy CT

Scene 4 God's Heaven is holy

Scene 5 God's laws are holy CT

Scene 6 How does a holy God solve the problem of your sin?

Conclusion

Scene 7 How can you come now to God?
CTU, CTS

Lesson outline for preschoolers

Introduction

Close your eyes - what can you see?

Progression of events

Scene 1 When we opened our eyes the darkness disappeared!

Scene 2 God always does what is right

Scene 3 God is holy CT

Scene 4 Heaven, God's special home, is holy

Scene 5 God's laws are holy CT

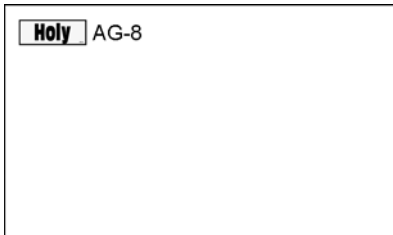
Scene 6 How does a holy God solve the problem of your sin?

Conclusion

Scene 7 The Lord Jesus can help you
CTU, CTS

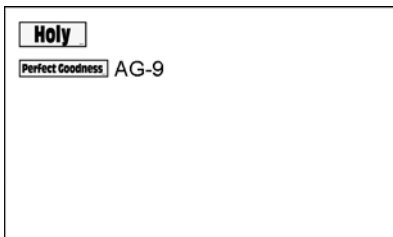
Class involvement.

Make sure that you give clear instructions beforehand and that you keep this time short.

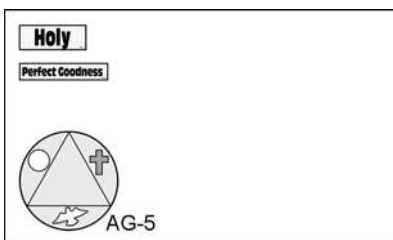


Read (or have an older child read) the verse from your Bible.

Show a glass of dirty water representing our sinfulness and a glass of clean water representing God's holiness.



CT



Lesson

★ **Introduction:** Close your eyes - what can you see?

In a minute, we'll close our eyes. Then after I count to three, I want you to open your eyes. Ready? Let's close our eyes! What can you see?

Let the children answer.

It is dark. One, two, three. Open your eyes. What happened to the darkness?

Let the children answer.

It disappeared!

Scene 1

★ **Progression of events:** When we opened our eyes the darkness disappeared!

When our eyes were closed, they shut out the light. It was dark. But when we opened our eyes, the darkness disappeared! Actually, darkness is nothing. It is just the absence of light! The Bible tells us in 1 John 1:5 that God is light and in Him there is no darkness! There is nothing dark or dirty in God's person. He is holy.

Place the word "Holy" (AG-8).

That means that God never thinks, or speaks, or does anything wrong! He is one hundred percent pure or clean! In Him there is not even a little bit of badness!

Scene 2

★ **Progression of events:** God always does what is right.

It is hard to imagine someone who always does what is right! But that is what God is like. He is completely good. Another way of saying "holy" is "perfect goodness".

Place the words "Perfect Goodness" (AG-9).

The Bible tells us that His eyes are so pure, that He cannot even look at sin in a way that says, "I like this" (Habakkuk 1:13). God hates sin. He cannot have sin near Him (in His presence). He is holy. He is completely, thoroughly, perfectly good!

Scene 3

★ **Progression of events:** God is holy.

God is holy!

Place the Trinity triangle (AG-5).

God the Father is holy (John 17:11), God the Son is holy (Acts 3:14) and God the Spirit is holy (Ephesians 4:30). Remember how we said that the Bible is like a treasure chest full of attributes of God? What was the first treasure we looked at about God? He is sovereign. What does that mean?

Encourage the children to answer.

He is in control of all things, all people, all the time.

Today we want to look at another treasure. God is holy. Holiness is a wonderful attribute. It is very important to God that you know this about Him. You can read about God's holiness in the Bible more than any other attribute (eg Psalm 99:9). God is worshipped for His holiness, more than for any other attribute. In the Bible we read that the angels of Heaven "do not rest day or night, saying: 'Holy, holy, holy, Lord God Almighty'" (Revelation 4:8b).

Let's join the angels and sing "Holy, holy, holy" together. Let's sing it to God the Father, God the Son and God the Holy Spirit - our awesome and holy God.

You could sing it several times - first the boys, then the girls, all together, standing, with actions, softly, etc.

Scene 4

★ **Progression of events: God's Heaven is holy.**

God's Heaven is holy. The Bible teaches us that there is nothing sinful in Heaven (Revelation 21:27).

Place circle (AG-11).

Isaiah was a prophet. He was a man who told the people of his day what God wanted him to say. We can read in the Bible about a time when he saw the Lord God. God was seated on His throne in Heaven. Around His throne, the angels were saying, "Holy, holy, holy is the Lord of hosts; the whole earth is full of His glory!" (Isaiah 6:3).

The prophet was afraid. Compared to God, he was sinful. He had to ask God to make him clean. Did you know that the angels in Heaven adore the holy God? The word "holy" appears thirty times in Isaiah's book! There were other people in the Bible who learned that God is holy. Let's check it out together.

1 Who heard God's voice on Mount Sinai, while the people could not come near? (Moses.)

Read Exodus 19:16-21 from your Bible to help the children to find the answer.

2 Who heard the angels saying in Revelation 4:8, "Holy, holy, holy, Lord God Almighty"? (John.)

Read Revelation 1:1b-2 from your Bible to help the children to find the answer.

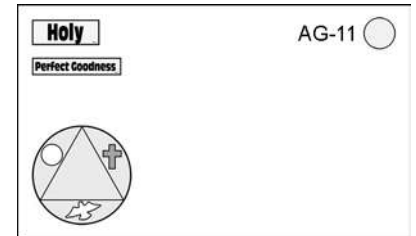
Moses and John both knew that God is holy. They were convinced. Are you?

Scene 5

★ **Progression of events: God's laws are holy.**

God's laws are holy. On Mount Sinai, Moses received the Ten Commandments from God. They show us that God is holy and He wants you and me to live in a way that pleases Him.

Read (or have an older child read) the verse from your Bible.

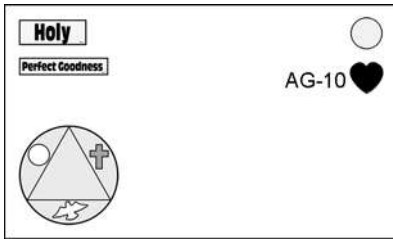


Read (or have an older child read) the verse from your Bible.

Question and answer time.

Prepare two little slips of paper with these questions and have two children come in front and read the questions aloud.

Conduct a sword drill for older children and have the first child who finds Exodus 20:3 read it aloud.



CT

Demonstration.

Conduct a sword drill with Exodus 20:13 for older children.

The commandments also show us that you and I are not holy (Romans 3:20b). As we get to know God’s commands we see that we are not keeping them. We sin against our holy God.

Place dark heart (AG-10).

Do you remember the first commandment?

Have the children open the Bible at Exodus 20 and find the first commandment.

“You shall have no other gods before Me” (Exodus 20:3).

Yet even while Moses was on the mountain, receiving the commandments, the Israelites were worshipping the golden calf! They had already broken the first commandment!

Bring a chain made of ten strips of paper, with one commandment written on each link.

What about you? Let’s imagine that this chain represents the Ten Commandments that you and I must keep. If we could always obey all of them, we could enter God’s holy Heaven.

Hold it up, like a ladder between us and God.

The question is, can you obey them all perfectly? Can I? Can anyone? Let’s take one commandment. “You shall not murder” (Exodus 20:13). Maybe you say, “I never killed anyone!” The Lord Jesus explained that even if you have bad thoughts about someone, you are guilty of breaking this commandment (Matthew 5:21-22). Have you ever been angry with your brother and said nasty things to him? Maybe you just thought, “I hate him. I don’t want to play with him any more!” Now watch this. If you said a bad word or had a bad thought only once, the chain is broken.

Remove the link with the sixth commandment.

It can never be whole again, even if you never sinned again!

But you and I break God’s law each day (Romans 3:23). Nobody taught you to sin. You know how to do it, because you were born with sin in your heart. Each time you sin, your list of sins gets longer. Because God is holy, He must punish you. The punishment for sin is death (Romans 6:23). That means separation from God forever.

What is God like? Holy. What is His Heaven like? Holy. What are His laws like? Holy. What are you and I like? Sinful. I break His commandments each day.

Show the broken chain.

You break them too. My list and your list of sins are long. What can be done?

Scene 6

★ **Progression of events: How does a holy God solve the problem of your sin?**

How does a holy God solve the problem of your sin? God can’t just close His ears and say, “Well, I heard what you said to your sister, but

because I love you, I'll pretend I didn't hear." He can't! Why? Because He is holy. He can't say, "Well, the punishment of death is too severe. Let's see ... no TV for a week, or you can't go out to play for two days." Sin must be punished. Someone must die.

I know of a boy from Scotland, called Steve.

One day, when he was a little boy, he disobeyed his dad and was grounded and had to stay in a small room in their house. He got angry and upset. He wanted to get back at his dad for punishing him.

After a while, Steve had an idea. He found his dad's alarm clock in the room, opened the window and threw the clock out. It smashed to pieces. Steve was terrified! What would his dad do?

His older brother, Robert, had seen what Steve had done. He wanted to help, but before Robert had time to gather the small pieces, their dad came.

"Who did this?" asked their father.

Little Steve trembled with fear.

"I did it," said Robert.

The father sent Robert to the little room and told Steve he could go. He was free! His brother had taken the punishment that Steve deserved.

Place cross (AG-12).

In a much greater way, the Lord Jesus came to take our punishment. He obeyed all God's holy commandments. The Lord Jesus never sinned - not even once! But on the cross He bore (took the punishment for) your sin and my sin (1 Peter 2:24). He took the long list of all our sins and was punished just as if He had done these things - as if He had told lies; as if He had been unkind to his brother; as if He had stolen something. No-one could see the list of sins, only God. God was angry with His Son. The Father turned His face away and it got dark for three hours. His eyes were too pure to look at all the sins that were placed upon Jesus. But before He died, Jesus cried out, "It is finished!" (John 19:30). That is, "I paid the punishment for sins forever!"

On the third day, He was raised from the grave - God brought Him back to life.

Place empty tomb (AG-13).

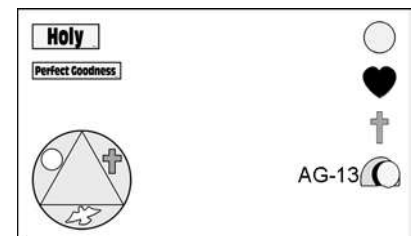
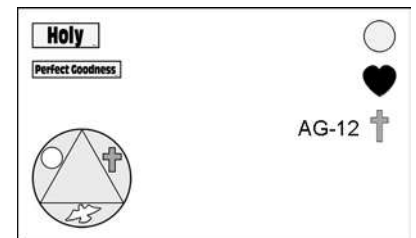
That means that God the Father accepted His Son's death for our sins (Romans 4:25). You don't have to be separated from God forever, because Jesus died in your place. He took your punishment.

Isn't God good? Let's sing together about His goodness now.

Lead the children in singing all verses of "God is so good".

Yes, He is good. The Lord Jesus died for you and you can be forgiven! Although He died, not everyone has their sins forgiven. Each person needs to come to God for forgiveness.

If you have a personal story like this, you may want to share it instead of the story about Steve.

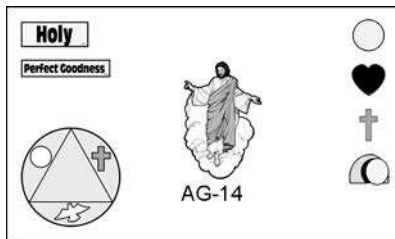


Class involvement.

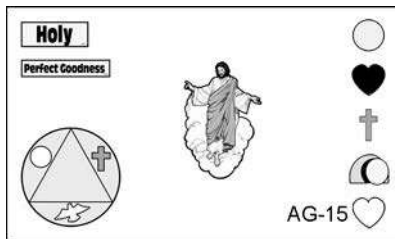
Visualised songs for children are produced by Child Evangelism Fellowship of Europe and

are available from your CEF National Office. If you need an address, contact the European Headquarters (address at the front of this book).

CTU



CTS



Review game

Right choice, wrong choice

Write the following choices on index cards, one on each: lying, stealing, fighting, witchcraft, anger, getting drunk, pure thoughts, truthfulness, seeking wisdom from God, praying, reading the Bible, obeying, honesty.

Scene 7

★ **Conclusion: How can you come now to God?**

How can you come now to God? Heaven is holy. God is holy. You and I are sinful. But the Lord Jesus, who is alive and has returned to Heaven, is waiting for you to come to Him.

Place Jesus ascending (AG-14).

The Bible tells us that “these [things] are written that you may believe that Jesus is the Christ, the Son of God, and that believing you may have life in His name” (John 20:31).

If you have never asked Him to make you holy, you can pray today, “Dear God, thank You that Jesus Christ was punished for my sins. Thank You that He died on the cross in my place. I believe He died and rose again for me. Please forgive my sins and make me holy.” Even though you have many sins, He will make you clean.

Place clean heart (AG-15).

If you have already asked God to make you holy, your heart is clean. When God looks at your life now, He sees you as if you have never sinned. He sees the perfect goodness of the Lord Jesus and so He accepts you (2 Corinthians 5:21). You are ready to go someday to His holy Heaven. In the meantime He expects you to be holy and live in a way that pleases Him (1 Peter 1:16). He expects you to obey the Bible, to do what is right, to be loving, kind, patient, and even say “no” to sin when you are tempted to do wrong. Each day, ask yourself, “What would Jesus do in my situation?” Then ask God to help you to obey.

You will still make mistakes. The Bible tells us in 1 John 1:9 that you must confess your sins. That means you have to agree with God that what you did or said was a sin. It is best to tell God about your sin immediately. Tell Him you are sorry. Ask Him to give you the power to say “no” to that sin. He promises to forgive you and to make you clean. Remember, God is holy. He wants you to be holy. You can be holy through Him.

Remove all figures.

Review questions

- 1 What does the word “holy” mean? (Perfect, pure, completely good - God never thinks, speaks or does anything wrong.)
- 2 How many of God’s ways are holy? (All.)
- 3 How many of God’s works are holy? (All.)
- 4 When Isaiah saw God on His throne in Heaven, what were the angels in Heaven saying? (“Holy, holy, holy is the Lord of hosts; the whole earth is full of His glory!”)
- 5 Name one other person in the Bible who learned that God is holy. (Answers will vary. Examples in the lesson include Moses and John.)

- 6 Nobody taught us to sin, but we break God's law every day. Why do we sin? (We were born with sin in our hearts.)
- 7 Why did Jesus never sin? (He is God and He is perfect.)
- 8 How does a holy God solve the problem of our sin? (The Lord Jesus Christ died to take our punishment.)
- 9 What do we need to do to have our sins forgiven? (Come to God and ask Him for forgiveness.)
- 10 According to our memory verse, 1 Peter 1:15, what should we be like? (Holy.)

Carry-over activity

Bracelet: What would Jesus do?

Provide a bracelet string and four plastic or wooden beads for each child. Have them write with permanent markers the initials "WWJD" on each bead.

As you wear this bracelet next week, ask yourself, "What would Jesus do if He were in this situation?"

Carry-over activity

Make a choice

Have the words "good choice" written on a small paper bag and the words "bad choice" on another. On several pieces of paper, write down various situations for the children to act out (eg reading the Bible, stealing, fighting, praying, cheating, memorising verses).

After each situation is acted out, put the slip of paper in the proper bag. Then look at the items in the "bad choice" bag and discuss together.

If time allows, tell the children about a time you or someone else made a choice to sin. What was the result? What should you or the other person have done instead?

Then tell the children about a time you or someone else chose God's way and decided to live in a holy way. What was the result? Have the children share their experiences.

Pray, asking God to help the children choose to live in a holy way.

Carry-over activity

Making the right choices - look, listen and learn

When you have to make a choice, you need to ask yourself, "What would Jesus do in this situation?" and then choose to do it. Here are three steps that will help: **look**, **listen** and **learn**.

First, **look** to God by praying for His wisdom and power to do what is right. Second, **listen** to what God has to say to you in the Bible. Third, **learn** to be like Jesus by obeying God. Remember, you don't have to sin. You can choose to do right because you have God's perfect goodness in your life.

Fan the cards in your hand. Hold the cards with the blank side towards the children.

Divide the class into two teams and ask questions, alternating between the teams.

When a child answers a question correctly he may draw a card then tell if the choice will help him live a holy life, or hurt his friendship with God.

The team drawing the most right choice cards wins.

Write "What would Jesus do?" on a large sheet of paper or whiteboard. Under it write "look", "listen" and "learn".

Add actions:

"Look" - point to eyes then bow head and fold hands.

“Listen” - cup hands around ears then look at Bible formed by placing hands together palms up.

“Learn” - point to head then extend one hand as if serving others.

Here are five situations the children in your class may face.

Discuss the first one as a group, guiding the children to remember to **look, listen and learn.**

Write out the other four situations on index cards and divide the class into four groups. Give the groups a few minutes to read their cards, talk about what they would do and then share their findings with the rest of the class.

Children would enjoy role-playing the correct response to each situation.

Let's practise the three steps right now.

- 1 You are facing a difficult problem and don't know what to do. A friend offers to take you to someone who prays to spirits to get answers.

(Look to God for the wisdom and power to do what is right. Listen to what God says in Deuteronomy 18:10-12a - “There shall not be found among you ... a sorcerer, or one who conjurers spells, or a medium, or a spiritist ... for all who do these things are an abomination to the Lord.” Learn to be like Jesus by looking to the Bible. A Christian adult or pastor could help.)

- 2 You are with your friends in a shop and they want you to steal something. What should you do?

(Look to God for the wisdom and power to do what is right. Listen to what God says in Ephesians 4:28a - “Let him who stole steal no longer.” Learn to be like Jesus by remembering that He never took anything that didn't belong to Him. Say “no” to your friends and walk away.)

- 3 You are surfing the Internet when you come across a website you know you should not look at. What should you do?

(Look to God for the wisdom and power to do what is right. Listen to what God says in Philippians 4:8 - “Whatever things are true, ... noble, ... just, ... pure, ... lovely, ... of good report ... - meditate on [think on] these things.” Learn to be like Jesus by remembering that He did not sin by looking at or thinking about anything impure. Quickly get off the computer.)

- 4 You are at a friend's house when his parents are not at home. Your friend offers you beer from the fridge. What should you do?

(Look to God for the wisdom and power to do what is right. Listen to what God says in 1 Corinthians 6:19-20 - “Do you not know that your body is the temple of the Holy Spirit who is in you? ... Therefore glorify God in your body and in your spirit, which are God's.” Learn to be like Jesus by remembering that your body is God's temple. Say “no” to your friend and ask if there is something else you can drink instead.)

- 5 You are assigned to read a book but you only finish a part of it. You think, “I did read the book - just not all of it.” How can you know what to tell your teacher?

(Look to God for the wisdom and power to do what is right. Listen to what God says in Psalm 34:13 - “Keep your tongue from evil, and your lips from speaking deceit.” Learn to be like Jesus by remembering that He never told a lie or caused someone to believe a half-truth. Tell your teacher you only read part of the book.)

Lesson for preschoolers

★ **Introduction:** Close your eyes - what can you see?

In a minute, we'll close our eyes and put our hands over them so we can't peek. When I count to three, I want you to take your hands away and open your eyes. Ready? Close your eyes! What can you see?

Let the children answer.

It is dark. One, two, three. Open your eyes. What happened to the darkness?

Let the children answer.

It disappeared!

Scene 1

★ **Progression of events:** When we opened our eyes the darkness disappeared!

When we opened our eyes, the darkness disappeared! The Bible tells us in 1 John 1:5 that God is light and in Him there is no darkness! There is nothing dark or dirty in God's person. He is holy.

Place the word "Holy" (AG-8).

That means that God never thinks, or speaks, or does anything wrong! God always thinks good thoughts. He always tells the truth. He never makes a mistake.

Scene 2

★ **Progression of events:** God always does what is right.

Not only that, but God always does what is right! The Bible tells us that His eyes are so pure, that He can't even look at sin and be happy about it (Habakkuk 1:13). How does your mum or dad look when they are proud of you - when you are kind or you choose to do what is right?

Allow the children to respond.

They smile and their eyes look happy. Make your face look like them when they are proud of you.

How do they look when you have disobeyed?

Allow the children to respond.

They frown and their eyes look sad or mad. Let's pretend we are sad because someone has done wrong or done something bad.

God hates sin. He cannot have sin to be near Him, because He is holy. He is totally, perfectly good! God hates sin, because it keeps you away from Him and His love.

Scene 3

★ **Progression of events:** God is holy.

God is holy!

Place the Trinity triangle (AG-5).

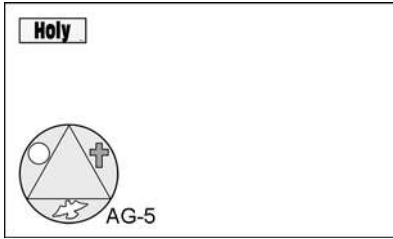
Class involvement.

Make sure that you give clear instructions beforehand and that you keep this time short.

Read the verse from your Bible.

Holy AG-8

CT



God the Father is holy (John 17:11), God the Son is holy (Acts 3:14) and God the Spirit is holy (Ephesians 4:30). The Bible is full of the word “holy” (eg Psalm 99:9). The angels worship God because He is holy (Revelation 4:8).

Let’s join the angels and sing “Holy, holy, holy” together. Let’s sing it to God the Father, God the Son and God the Holy Spirit - our awesome and holy God.

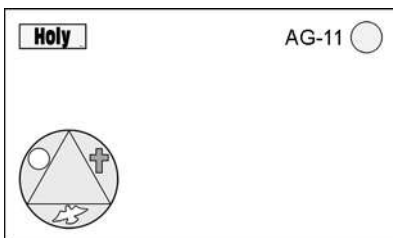
You could sing it several times together.

Scene 4

★ **Progression of events: Heaven, God’s special home, is holy.**

Heaven, God’s special home, is holy. The Bible teaches us that there is nothing sinful in Heaven (Revelation 21:27).

Place circle (AG-11).



Isaiah was a prophet. He was a man who told the people of his day what God wanted him to say. We can read in the Bible about a time when he saw the Lord God. God was seated on His throne in Heaven. Around His throne, the angels were saying, “Holy, holy, holy is the Lord of hosts” (Isaiah 6:3).

Show a glass of dirty water representing our sinfulness and a glass of clean water representing God’s holiness.

The prophet was afraid. God was so clean, so perfectly good. Isaiah was so bad - he saw that he was not as good as God. He had to ask God to make him clean - to take away his sin.

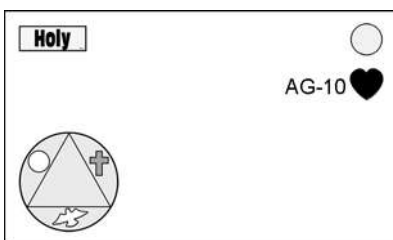
Scene 5

★ **Progression of events: God’s laws are holy.**

God’s laws are holy. On Mount Sinai, Moses received the Ten Commandments from God. They show us that God is holy and He wants you and me to be holy too.

The commandments also show us that you and I are not holy, because no matter how hard we try we cannot obey them fully.

Place dark heart (AG-10).



The first commandment says, “You shall have no other gods before [except] Me” (Exodus 20:3).

Yet even while Moses was on the mountain, receiving the commandments, the Israelites were worshipping the golden calf! They had already broken the first commandment!

Bring a chain made of ten strips of paper, with one commandment written on each link.

CT

What about you? This chain reminds us of the ten special rules which God has given us to obey. If we could always obey all of them, we could enter God’s holy Heaven.

Demonstration.

Hold it up, like a ladder between us and God. Discuss with the children different examples of sins which they would understand. Relate each to a commandment and “break” the relevant link in the chain.

For example, thinking nasty thoughts about your brother - the Lord Jesus explained that if you have bad thoughts about someone, you are guilty of breaking the sixth commandment, "You shall not murder" (Exodus 20:13 and Matthew 5:21-22).

But you and I disobey God's law each day (Romans 3:23). Nobody taught you to sin. Did your mum tell you how to say "no" when she asks you to do something? Did she teach you how to lie? You know how to do it, because you were born with sin in your heart. Each time you sin, your list of sins gets longer. Because God is holy, He must punish you. The punishment for sin is death (Romans 6:23). That means separation from God forever.

What is God like? Holy. What is His Heaven like? Holy. What are His laws like? Holy. What are you and I like? Sinful. I break His commandments each day.

Show the broken chain.

You break them too. My list and your list of sins are long. What can be done?

Scene 6

★ **Progression of events: How does a holy God solve the problem of your sin?**

How does a holy God solve the problem of your sin? God can't just close His ears and say, "Well, I heard what you said to your sister, but because I love you, I'll pretend I didn't hear." He can't! Why? Because He is holy. He can't say, "Well, the punishment of death is too severe. Let's see ... no TV for a week, or you can't go out to play for two days." Sin must be punished.

I know of a boy from Scotland, called Steve.

One day, when he was a little boy, he disobeyed his dad and was grounded and had to stay in a small room in their house. He got angry and upset. He wanted to get back at his dad for punishing him.

After a while, Steve had an idea. He found his dad's alarm clock in the room, opened the window and threw the clock out. It smashed to pieces. Steve was terrified! What would his dad do?

His older brother, Robert, had seen what Steve had done. He wanted to help, but before Robert had time to gather the small pieces, their dad came.

"Who did this?" asked their father.

Little Steve trembled with fear.

"I did it," said Robert.

The father sent Robert to the little room and told Steve he could go. He was free! His brother had taken the punishment that Steve deserved.

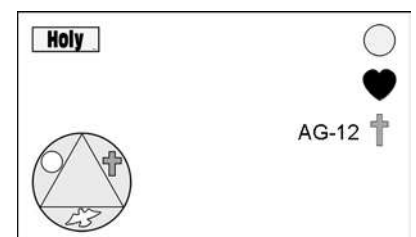
Place cross (AG-12).

In a much greater way, the Lord Jesus came to be punished in your place. He never sinned - not even once! But on the cross He took the

Read the verse from your Bible.

To add some variety and involvement in the lesson, you may want to teach the memory verse here instead of a separate place in the class hour.

If you have a personal story like this, you may want to share it instead of the story about Steve.



long list of our sins (Colossians 2:13-14). He was punished just as if He had told lies; as if He had been unkind to his brother; as if He had stolen something. No-one could see the list of sins, only God. It was as if the Father said, "Jesus, why were You unkind to Your brother? Why did You steal? etc." God was angry with His Son. The Father turned His face away and it got dark for three hours. His eyes were too pure to look at all the sins that were placed upon Jesus. But before He died, Jesus cried out, "It is finished!" (John 19:30). That is, "I was punished for sins so that you can be forgiven!"

On the third day, He was raised from the grave - God brought Him back to life.

Place empty tomb (AG-13).

You don't have to be separated from God for ever, because Jesus died in your place. He took your punishment.

Isn't God good? Let's sing together about His goodness now.

Lead the children in singing "God is so good".

Yes, He is good. The Lord Jesus died for you and you can be forgiven! Although He died, not everyone has their sins forgiven. Each person needs to ask Jesus to forgive him.

Scene 7

★ **Conclusion:** The Lord Jesus can help you.

The Lord Jesus can help you, because He is alive and has gone back to Heaven.

Place Jesus ascending (AG-14).

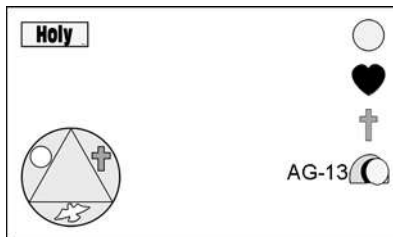
He is waiting for you to come to Him.

If you have never asked Him to make you holy, you can pray today, "Dear God, thank You that Jesus Christ was punished for my sins. Thank You that He died on the cross in my place. I believe He died and rose again for me. Please forgive my sins and make me holy." Even though you have many sins, He will make you clean.

Place clean heart (AG-15).

If you have already asked God to make you holy, your heart is clean. When God looks at your life now, He sees you as if you have never sinned. He sees the perfect goodness of the Lord Jesus and so He accepts you (2 Corinthians 5:21). You are ready to go someday to His holy Heaven. In the meantime He expects you to be holy and live in a way that pleases Him (1 Peter 1:16). He expects you to obey the Bible. One way to do that is to obey your mum and dad. Each day, ask yourself, "What would Jesus do if He were here?" Then ask God to help you to obey.

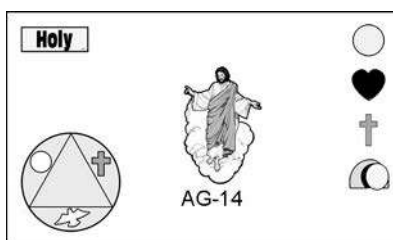
You will still make mistakes. The Bible tells us in 1 John 1:9 that you must tell God about your sins. That means you have to agree with



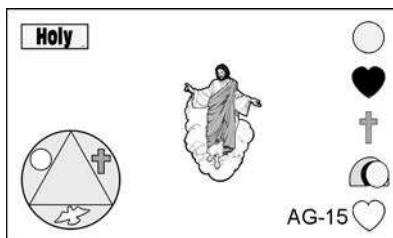
Class involvement.

Visualised songs for children are produced by Child Evangelism Fellowship of Europe and are available from your CEF National Office. If you need an address, contact the European Headquarters (address at the front of this book).

CTU



CTS



God that what you did or said was a sin. It is best to tell God about your sin immediately. Tell Him you are sorry. Ask Him to help you not to do that any more. He promises to forgive you and to make you clean. Remember, God is holy. He wants you to be holy. You can be holy through Him.

Remove all figures.

Review questions for preschoolers

- 1 Who is holy? (God.)
- 2 What does “holy” mean? (God never thinks, or speaks, or does anything wrong; He always thinks good thoughts; He always tells the truth.)
- 3 What are some things children do that are not holy? (Answers will vary. Examples suggested in the lesson include having bad thoughts about someone, telling lies, and disobeying their parents.)
- 4 Who helps you to do what is right? (God.)

Carry-over activity for preschoolers

Bracelet: What would Jesus do?

Provide a bracelet string and four plastic or wooden beads for each child. Have them write with permanent markers the initials “WWJD” on each bead.

As you wear this bracelet next week, ask yourself, “What would Jesus do if He were in this situation?”

Give the children examples of everyday situations they can relate to (eg your brother hides your favourite teddy bear; your mum takes you to visit a friend, but your friend will not share her toys with you; etc). Help them to role-play the situations. Guide them to think about how Jesus would act if He were in the same situation.

Review game for preschoolers

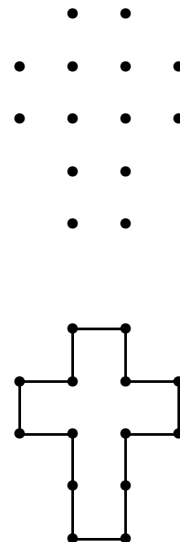
Connect the dots

On a whiteboard or large sheet of paper create a grid of dots forming the outline of a cross as indicated below.

When a child answers a question, connect two of the dots.

Use preschool questions from lessons 1 and 2 and continue until all the cross is drawn.

Use the finished drawing as an opportunity to review Gospel truths.



Lesson 3

God is omniscient

Scripture for teachers

Genesis 16:13

Job 38:4

Proverbs 5:21

Ezekiel 11:5

Psalms 139:2-4

Psalms 44:21

Psalms 147:4

Proverbs 15:3

Colossians 2:3

2 Timothy 2:19

Hebrews 4:13

Romans 11:33

1 John 3:20

Central truth

God knows everything

Application

Unsaved: Trust Him to save you from your sin

Saved: Trust Him to do what is best for you

Memory verse

“Great is our Lord, and mighty in power; His understanding is infinite” Psalm 147:5

Memory verse for preschoolers

“Great is our Lord, and mighty in power; His understanding is infinite” Psalm 147:5

Visual aids

- ◆ Figures: AG-10, AG-11, AG-12, AG-13, AG-14, AG-16, AG-17, AG-18 and AG-20
- ◆ Pictures or objects showing things God knows
- ◆ Slip of paper with the reference “Psalm 139:2-4” (one for each child)
- ◆ Large sheet of paper and marker

Suggested songs

- ◆ Oh, be careful little eyes
- ◆ There is none like You
- ◆ Look at the flowers in the field

Suggested songs for preschoolers

- ◆ Oh, be careful little eyes
- ◆ My God is so great

Lesson outline

Introduction

Scene 1 How much do you really know?

Progression of events

Scene 2 How much does God know? CTS
Scene 3 God knows the secrets of your heart CT
Scene 4 God knows our thoughts CTS
Scene 5 God knows how to solve the problem of sin CTU, CTS

Conclusion

Scene 6 You can trust God to do what is best for you!

Lesson outline for preschoolers

Introduction

Scene 1 How much do you really know?

Progression of events

Scene 2 How much does God know?
Scene 3 God knows the secrets of your heart CT
Scene 4 God knows our thoughts
Scene 5 God knows how to solve the problem of sin CTU

Conclusion

Scene 6 You can trust God to do what is best for you! CTS

Gospel presentation

Disappearing sin

Draw a “gingerbread man” shape (as shown below) on A4 card in your choice of colour.


Glue a white heart on his chest.

Make a cross as shown with red construction paper on one side and black construction paper on the other.

Tape a black heart over the white heart on the man’s chest.

Tape the cross to the man with a “hinge” of tape across the top of the man’s head, so that the cross can flip out of sight behind the man, then flip into view in front of the man with the red side showing.

Place a circle of tape (black if possible) on the black side of the cross so it aligns with the black heart on the man.



Flip cross behind man.

This man reminds me of every person who ever lived or ever will live on Earth. Do you know why?

Allow response.

He has a dark heart. This heart stands for sin - anything you think or say or do that breaks God’s laws. All of us have sinned. The Bible says, “There is none righteous [without sin], no, not one” (Romans 3:10b). No-one on Earth is good enough to enter God’s perfect Heaven.

But God loves every person in the whole world! He loves me and He loves you. He wants us to live in a way that pleases Him. He also wants us to live with Him in Heaven someday so He made a way for our sins to be forgiven. He sent His perfect Son, the Lord Jesus Christ, to die on the cross to pay for our sins.

Flip the cross over the front of the man, covering the dark heart.

Jesus never did anything wrong - not one thing! So He is the only One who could take the punishment for your sin. God the Father placed your sin on the sinless Lord Jesus, so you could be forgiven of your sin and be made clean in God’s sight.

Flip cross to back, catching the dark heart on the tape on the back of the cross and revealing the clean heart on the man.

Wouldn’t you like to be made clean and free from sin? The Bible says, “Whoever calls on the name of the Lord [Jesus] shall be saved” (Romans 10:13). To “call on the name of the Lord” means to put your complete trust in Jesus, who died on the cross as payment for your sin. When you trust in Him, your sin will be forgiven. God will help you live a holy life and He promises you will go to live with Him in Heaven someday.

Do you know today that you need Jesus to save you from your sin? You can tell Him you believe He died for you and ask Him to be your Saviour. He will forgive all your sin and give you everlasting life - the kind of life you need to live in Heaven.

Give an opportunity for children to receive Christ now or at another time in the class hour.

Lesson

Scene 1

★ **Introduction: How much do you really know?**

How much do you really know?

Let's play a game to find out. Let's all stand. I will tell you something. If you think it is true raise your hand, but if you think it is false don't raise your hand.

Think of some facts about yourself, books of the Bible, people in the class, weather, etc. Have one or two facts that no-one knows, not even you - eg "I have 240,678 hairs" or "Tomorrow it will rain for forty-five minutes."

No matter how good we are, how much we read and learn, we can't know everything!

Scene 2

★ **Progression of events: How much does God know?**

How much does God know? God knows all the right answers to this game! He knows easy things (eg your name and age), difficult things (how many hairs you have) and even secret things (what you think and feel right now!). God knows all things.

Place the word "Omni" (AG-16).

"Omni" means all.

Place the word "Omniscient" (AG-17).

"Scient" means knowledge. "Omniscient" means all-knowing.

Place the words "All Knowing" (AG-18).

God is omniscient. Let's say it together. "He is all-knowing. He knows all things!"

What things does God know? Things in Heaven and on Earth; things that happened yesterday and today, and things that will happen tomorrow; things that are visible and things that are invisible or hidden. He knows everything - perfectly and completely. Even today, the scientists discover more stars in the sky. No-one knows exactly how many there are. But God knows each star by name!

Give each child a slip of paper with the reference "Psalm 139:2-4" written on it. Encourage the children to look up the verses in the Bible and read them with their neighbour. If necessary bring extra Bibles. You might need to help those who are not sure where the book of Psalms is.

Read these verses with your neighbour and count the number of things our awesome God knows about you. (When I sit, when I rise, my thoughts, where I go, when I lie down, what I do and what I say.)

If you have asked the Lord Jesus to be your Saviour, isn't it wonderful that He knows exactly what you are thinking - the times when you are happy or lonely or worried. Because God knows everything, you can trust Him to do what is best for you. He sees everything that is happening in your life.

Class involvement.

If you have preschoolers in your class, use pictures or objects to show some of the things God knows (eg a child's head - God knows how many hairs are on your head; a night sky - God knows the name of each star; a mirror - God knows everything about you).

Have the children repeat "omniscient" after you. Children benefit from speaking and hearing.

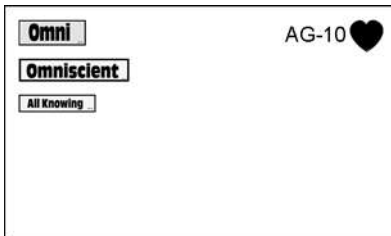
Omni	AG-16
Omniscient	AG-17
All Knowing	AG-18

Class involvement.

CTS

Visualised songs for children are produced by Child Evangelism Fellowship of Europe and are available from your CEF National Office. If you need an address, contact the European Headquarters (address at the front of this book).

See Joshua 6 - 7.



Class involvement.

If your class is good at sword drills, have them look up the various verses in the lesson. Children benefit from physical activity.

CT

Oh how I want God to be pleased with what He sees in my life. Don't you? Let's sing a song about being careful, because our God in Heaven is watching.

Sing "Oh, be careful little eyes" together.

God knows the things you do and say, but that's not all.

Scene 3

★ **Progression of events: God knows the secrets of your heart.**

God knows the secrets of your heart. The Bible says this in Psalm 44:21.

Read Psalm 44:21 from your Bible.

Place dark heart (AG-10).

He knows when you have wrong attitudes and sin which you try to hide from others. A man named Achan learned this the hard way.

When God's people, the Israelites, fought a battle against the city of Jericho, God warned them not to take anything for themselves. But when they won the battle and they conquered the city, Achan saw some beautiful things that he wanted for himself. He looked around. No-one was watching him. This was his chance.

"No-one will ever know," he thought.

So he took those beautiful and valuable things and hid them in a hole in the ground inside his tent. None of the Israelites knew, not even their leader, Joshua. This was his secret! But was it really? Who knew what Achan did? God knew.

Ask a child to read Psalm 44:21 again from your Bible.

"Would not God search this out? For He knows the secrets of the heart."

God knew Achan's sin and He punished Achan for disobeying and hiding the things he took. This same God knows all your sins as well, no matter how hard you try to cover them up. He must punish your sin too, but He loves you and He wants to save you from your sin.

Yes, God knows the secrets of your heart ...

Scene 4

★ **Progression of events: God knows our thoughts.**

... but He also knows your thoughts.

Can you find out what am I thinking of? I will say nothing, but I will draw a picture.

Draw an everyday object (eg torch, cup, etc). Keep your drawing simple. If you have time, you can get one or two children to come up and draw what you tell them, and have the others guess what it is. Keep this time short.

You needed to see what I drew to guess my thoughts, but God knows what I am thinking without having to see what I draw. One time

He told the Israelites, “I know the things that come into your mind” (Ezekiel 11:5b). I don’t know what you are thinking of right now, but God does!

In the Bible we read about four men who took their paralysed friend to the Lord Jesus. They believed that He could heal their friend.

The Lord Jesus surprised them all when He looked straight at the paralysed man and said, “Your sins are forgiven!” (from Mark 2:5).

“What! Why does He say that? How dare He! Only God can forgive sins! Who does He think He is?” (from Mark 2:7).

The religious leaders had bad thoughts about the Lord Jesus, but they said nothing. Perhaps they kept smiling. No-one knew. But let’s read what the Bible says in Mark 2:8. “Immediately ... Jesus perceived in His spirit that they reasoned thus within themselves.” He knew what they were thinking!

We read that the Lord Jesus saw the faith of the four friends (Mark 2:5). He knew what was going on in their minds and their hearts. If you are a Christian, Jesus knows also what is in your heart when you pray in faith for your friends or your parents. God knows your thoughts. He is listening and answers your prayers.

Scene 5

★ **Progression of events: God knows how to solve the problem of sin.**

God knows all your thoughts, both the good and the bad. How would you feel if all your thoughts were written up on the wall for all to see? Embarrassed, proud, ashamed? Would there be some thoughts you wished that no-one could see? God knows them all and He still loves you. He knows how to solve the problem of our sin.

Place circle (AG-11).

He did not ask the angels to tell Him what to do. He had a plan from the beginning.

Place cross (AG-12) and empty tomb (AG-13).

God’s Son came to Earth and He lived a perfect life. He died for your sin - He took your punishment and He rose again. He is alive and wants to save you from your sins.

Place Jesus ascending (AG-14).

The Lord Jesus Christ is now in Heaven with the Father. He is waiting for you to come with your sins. God knows how to solve the problem of sin. He did all that was needed when He sent Jesus to die on the cross for our sins.

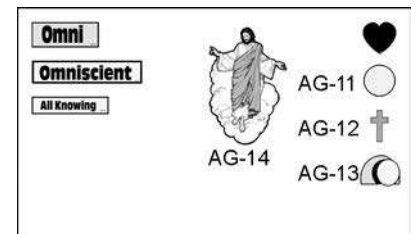
Do you know what you must do to be saved? It’s not a secret. God tells us in the Bible, so that we will know.

“Whoever calls on the name of the Lord shall be saved” (Romans 10:13).

See Mark 2:1-12 and Luke 5:17-26.

Read (or have an older child read) the verse from your Bible.

CTS




CTU

Read (or have an older child read) the verse from your Bible.

Make yourself available for personal counselling. (Be sure to comply with the child protection policy of your country.)

CTS

Read (or have an older child read) the verse from your Bible.



Review game

God knows everything

Cut two circles approx 20 cm (8 inch) from light-coloured felt or paper. With a permanent marker or fabric pen write "God knows everything" on each. (If you are using paper, back the circles

Remember that God knows everything. He knows all that you do. Because of the wrong things you have done, He cannot allow you into Heaven, even though you have done some good things. If you have never called on Him to save you from your sins, you can do that now. After you die, it will be too late. He wants to save you now. Ask Him now to save you.

Pray to Him right now. You could say something like this: "Oh God, You know all things. You know all my sins. I can't hide them from You. I believe that the Lord Jesus died and rose again for me. Please forgive me and save me, in the name of the Lord Jesus, who loves me and died on the cross for me." Trust Him to save you from your sin.

Only Jesus can save you from your sin. I can't do it for you, but if you want to know more, come to me at the end of club and I'll be glad to help you.

If you have come to Him with all your sins and trusted Him to save you, God says, "I know those who are mine" (from 2 Timothy 2:19). He knows you.

Scene 6

★ **Conclusion: You can trust God to do what is best for you!**

If you have asked God to forgive you, you can trust Him to do what is best for you!

Place worried child (AG-20.)

God knows and understands all things. He has perfect plans for you. He knows what is best for you. Jeremiah 29:11 says, "For I know the thoughts that I think toward you," says the Lord, 'thoughts of peace and not of evil, to give you a future and a hope.'" He knows exactly what to allow in your life, even those things that might seem hard! He knows all that you need. Jesus said that we should not worry about what to eat, what to wear, for He knows what we need and He cares (Matthew 6:25-34). He knows how you feel - when you laugh or when you are sad. He knows your future. Trust Him to do what is best for you. Tell Him, "Dear Lord Jesus, You know all things. I praise You and I trust You to do what is best for me, even when I don't understand."

Remove all figures.

Review questions

- 1 Where do we go to find God's treasure? (The Bible.)
- 2 What does the word "omniscient" mean? (All-knowing.)
- 3 What did Achan do with the things he had stolen? (He dug a hole in the ground inside his tent and hid all the stolen things.)
- 4 Who knew where the stolen things were hidden? (God.)
- 5 Why doesn't God have to ask any questions? (He already knows the answers because He knows all things.)

- 6 Name something only our omniscient God knows. (Answers will vary. Examples in the lesson include number of hairs we have; number of stars in the sky; what will happen tomorrow; every thought in our minds; the secrets of our hearts.)
- 7 What was God's plan to solve the problem of our sin? (He sent Jesus to Earth to die for our sin.)
- 8 What does Psalm 147:5 say? ("Great is our Lord, and mighty in power; His understanding is infinite.")

with flocked paper scraps or plan to use tape or reusable adhesive to attach them to a vertical surface during play.)

Cut each circle into six wedges and place each set in a bag. Divide the class into two teams.

Ask a question. The first child to raise his hand and correctly answer the question pulls a wedge out of his team's bag and places it on the flannelboard (or other vertical surface).

Continue asking questions.

The first team to assemble its circle wins.

Lesson for preschoolers

Scene 1

★ **Introduction: How much do you really know?**

How much do you really know?

Let's play a game to find out. Let's all stand. I will tell you something. If you think it is true raise your hand, but if you think it is false don't raise your hand.

Use pictures or objects to show some of the things God knows (eg a child's head - God knows how many hairs are on your head; a night sky - God knows the name of each star; a mirror - God knows everything about you).

No matter how good we are, how much we read and learn, we can't know everything!

Scene 2

★ **Progression of events: How much does God know?**

How much does God know? God knows all the right answers to this game! He knows easy things (eg your name and age), difficult things (how many hairs you have) and even secret things (what you think and feel right now!). God knows all things.

Place the words "All Knowing" (AG-18).

God is all-knowing - He knows everything. Let's say it together. "He knows all things!"

What things does God know? Things in Heaven and on Earth; things that happened yesterday and today, and things that will happen tomorrow; things that we can see and things that are hidden. He knows everything. He even knows each star by name!

Have a child come to the front and turn with his back to the class. Ask the other children to sit or stand, very quietly. Ask the child in front, "Are the other children sitting or standing?" Let all the children have a turn.

You didn't always know if the other children were standing or sitting. Sometimes you guessed right and sometimes you didn't. God doesn't have to guess - He knows.

Open your Bible and read Psalm 139:2.

God's Word says that God knows when we sit and when we stand. Just think - He knows everything we do, even when others don't see us!

Oh how I want God to be pleased with what He sees me do. Don't you? Let's sing a song about being careful, because our God in Heaven is watching what we do.

Sing "Oh, be careful little eyes" together.

God knows the things you do and say, but that's not all.

Class involvement.

All Knowing AG-18

Class involvement.

Visualised songs for children are produced by Child Evangelism Fellowship of Europe and are available from your CEF National Office. If you need an address, contact the European

Scene 3

★ **Progression of events: God knows the secrets of your heart.**

God also knows the secrets of your heart (Psalm 44:21).

Place dark heart (AG-10).

After one battle, God told the Israelites not to take anything home. But Achan saw some beautiful things. He wanted them, even though God had said, “No.” He looked around. No-one saw him. Maybe it was dark.

“No-one will ever know,” he thought.

He dug a hole in the ground inside his tent and hid all the stolen things. None of the Israelites knew, not even Joshua, their leader. But who knew what Achan did? God!

Read Hebrews 4:13a from your Bible.

“And there is no creature hidden from His sight ...”

God knew Achan’s sin and He punished Achan for disobeying Him. This same God knows all your sins as well, no matter how hard you try to cover them up. He must punish your sin too, but He loves you and He wants to save you from your sin.

Yes, God knows the secrets of your heart ...

Scene 4

★ **Progression of events: God knows our thoughts.**

... but He also knows your thoughts.

Can you find out what am I thinking of? I will say nothing, but I will draw a picture.

Draw an everyday object (eg torch, cup, etc). Keep your drawing simple. If you have time, you could draw another couple of pictures. Keep this time short.

God says in the Bible, “I know the things that come into your mind” (Ezekiel 11:5b). I don’t know what you are thinking right now, but God does!


Four men had a friend who could not walk. They took their friend to the Lord Jesus. They believed that Jesus would make their friend better, so that he could walk. They were surprised when the Lord Jesus looked at their friend and said, “Your sins are forgiven!” (from Mark 2:5). He didn’t make their friend better right away.

Some important men, the religious leaders heard Jesus and thought, “What! Why does Jesus say that? Only God can forgive sins!” (from Mark 2:7).

They said nothing out loud, but the Bible tells us that Jesus knew right away what they were thinking (Mark 2:8).

Headquarters (address at the front of this book).

See Joshua 6 - 7.



CT

Class involvement.

Read the verse from your Bible.

See Mark 2:1-12 and Luke 5:17-26.

Scene 5

★ **Progression of events: God knows how to solve the problem of sin.**

God knows your thoughts too, both good thoughts and the bad ones. God knows them all and He still loves you. He knows the bad thoughts are because of sin in your life, and He knows how to solve the problem of your sin.

Place circle (AG-11).

He did not ask the angels to tell Him what to do. He had a plan from the beginning.

Place cross (AG-12) and empty tomb (AG-13).

God's Son came to Earth and He lived a perfect life. He never did anything wrong. When He died on the cross, He took the punishment you and I deserve for our sins. Then He rose again and is alive.

Place Jesus ascending (AG-14).

The Lord Jesus Christ is now in Heaven with the Father. He is waiting for you to come with your sins. He wants to save you from your sin.

Do you know what you must do to be saved? It's not a secret. God tells us in the Bible, so that we will know.

"Whoever calls on the name of the Lord shall be saved" (Romans 10:13).

"Whoever" includes you! Will you call on the name of the Lord? Will you pray to Him and tell Him that you believe that Jesus died for your sins? God promises that if you do, He will save you and you will never be punished by God for the wrong you have done. Jesus took your punishment.

You can pray to Him right now, if you believe. You could say something like this: "Oh God, You know all things. You know all my sins. I can't hide them from You. I believe that the Lord Jesus died and rose again for me. Please forgive me."

Only Jesus can save you from your sin. I can't do it for you, but if you want to know more, come to me at the end of club and I'll be glad to help you.

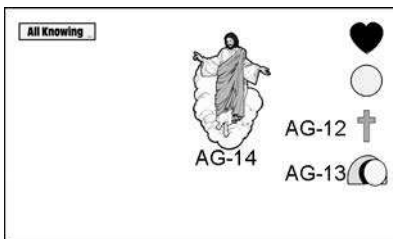
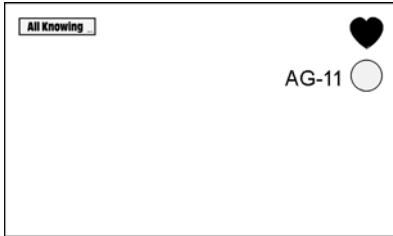
Scene 6

★ **Conclusion: You can trust God to do what is best for you!**

If you have asked God to save and to forgive you, you can trust Him to do what is best for you now.

Place worried child (AG-20.)


He knows what is best for you. He knows all that you need. Jesus said that we should not worry about what to eat, what to wear, for He knows what we need and He cares (Matthew 6:25-34). He knows how you feel - when you laugh or when you are sad. He knows what you will do when you grow up. Trust Him to do what is best for you. Tell Him,



CTU

Read the verse from your Bible.

Make yourself available for personal counselling. (Be sure to comply with the child protection policy of your country.)



CTS

“Dear Lord Jesus, You know all things. I praise You and I trust You to do what is best for me, even when I don’t understand.”

Remove all figures.

Review questions for preschoolers

- 1 Who knows how many stars there are? (God.)
- 2 Who knows how many hairs you have on your head? (God.)
- 3 What do you know about Jesus? (This question could be asked to different children. Expect various answers.)
- 4 Why should you obey God? (He knows what is best for you.)

Review game for preschoolers

Bible letter match

Create two sets of felt letters spelling “Bible”.

Place one set of letters spelling “Bible” across the top of your flannelboard. Place the other letters on a flat surface nearby.

When a child answers a question, he may pick up a letter and try to place it below the same letter in the word already on your flannelboard. (See diagram.)

Use preschool questions from lessons 1-3 and continue as interest and time allow.

You may want to let the children play the game several times with the word “Bible” or another simple word.

B i b l e

Children place letters here → B i b l e

Lesson 4

God is omnipresent

Scripture for teachers

2 Chronicles 16:9

Jeremiah 23:23-25

Psalms 139:7-12

Hebrews 13:5

Central truth

God is everywhere

Application

Unsaved: God can hear your prayer

Saved: God is with you, even when things are difficult

Memory verse

“... For He Himself has said, ‘I will never leave you nor forsake you’” Hebrews 13:5

Memory verse for preschoolers

“... For He Himself has said, ‘I will never leave you nor forsake you’” Hebrews 13:5

Visual aids

- ◆ Figures: AG-20, AG-21, AG-22 and AG-23
- ◆ Sketchboard or whiteboard
- ◆ Globe

Suggested songs

- ◆ Trinity song
- ◆ Did you ever talk to God above?
- ◆ Whisper a prayer
- ◆ The Lord is my shepherd

Suggested songs for preschoolers

- ◆ Whisper a prayer
- ◆ The Lord is my shepherd

Lesson outline

Introduction

Scene 1 Where is God?

Progression of events

Scene 2 Can anyone hide from God? CT

Scene 3 God can hear your prayer CTU

Scene 4 God is present, even when things are difficult CTS

Conclusion

Scene 5 You will never be alone CTS

Lesson outline for preschoolers

Introduction

Scene 1 Where is God?

Progression of events

Scene 2 Can anyone hide from God? CT

Scene 3 God can hear your prayer CTU

Scene 4 God is present, even when you are sad CTS

Conclusion

Scene 5 You will never be alone CTS

Gospel presentation

Trinity song

Hold up a triangle.

How many sides does a triangle have? (Three.) It takes three sides to make one triangle, doesn't it? The one true God is God the Father, God the Son and God the Spirit. All three together are one God. Our song tells us about Him.

Sing the song for the children while showing the visual.

God's Word, the Bible, says that God the Father, God the Son and God the Spirit are one together. God gave you the Bible so you could know about Him. He created you and He loves you so much.

The Bible says that because of your sin (the things you think, do or say that God says are wrong) you deserve to be separated from Him. But God the Son, Jesus Christ, came to Earth to take your punishment for sin. The Bible says, "Christ died for our sins ... that He was buried, and that He rose again the third day" (1 Corinthians 15:3-4). After Jesus came back to life, He was seen by many people and later returned to Heaven. God the Son died for you because that was the only way you could be forgiven for your sins. If you have received Jesus as your Saviour, God the Spirit lives in you. He is with you all the time, giving you the power to live for Him and let others know about the three-in-one God.

But if you haven't received Jesus as your Saviour, you need to do that today. The Bible says, "But as many as received Him, to them He gave the right to become children of God, to those who believe in His name (John 1:12). Only God's children have the promise that God is right there with them, helping them through each day. Only God's children will be able to live with Him forever in Heaven. Have you received Jesus?"

Give an opportunity for children to receive Christ now or at another time in the class hour.

Use "Trinity song" visualised song and a triangle for this activity.

If you don't have the song visual available, you may want to use the Trinity triangle (AG-5) as you present this teaching.

Read (or have an older child read) the verse from your Bible.

Read (or have an older child read) the verse from your Bible.

Teaching the memory verse

Memory verse

“... For He Himself has said, ‘I will never leave you nor forsake you’” Hebrews 13:5

Introduction

Have you ever wanted to be in two places at once? Maybe you wanted to go to a football match but you had to do your homework at the same time. Or maybe you told a friend you could come to her house but forgot you had to go to a doctor’s appointment.

Briefly discuss.

You and I can never be in more than one place at a time, but God can! Our verse today gives a special promise for all God’s children.

Presentation

Show your Bible, explaining that it is the true Word of God. Read the verse from your Bible and explain how you found it. Have the children read the verse with you from the verse visual.

Explanation

He Himself has said - God has spoken some very important words and we have them recorded in our verse. We know we can trust these words because everything God says is true.

I will never leave you - If you are God’s child, God promises He will always be with you. When you received Jesus as your Saviour, God became your Heavenly Father. No matter what happens, God’s relationship with you will never change. He will never leave you.

nor forsake you - Sometimes people we love can let us down or turn away when we have a need. But God promises always to be there for His children.

Application

Unsaved: If you are not God’s child, your sin will keep you from living with Him in Heaven someday. You can’t hide your sin from God, but you can accept God’s forgiveness and become His child today by receiving Jesus! Then Jesus will come to live inside you and be with you wherever you go.

Saved: If you are God’s child, remember He is with you wherever you are. He is always there to lead you and take care of you.

Repetition

“Add a word”

Starting with the reference, everyone says just one word, then two, then three, and so on. For example, “Hebrews 13:5” ... “Hebrews 13:5 For” ... “Hebrews 13:5 For He” ... “Hebrews 13:5 For He Himself” ... “Hebrews 13:5 For He Himself has” ... “Hebrews 13:5 For He Himself has said” ... etc.

Play until the verse is said all the way through.

Lesson

Scene 1★ **Introduction: Where is God?**

Where is God? Have you ever seen pictures or news about astronauts who went to the moon or other planets? Some of the stars are so far away, that we would never be able to live long enough to visit them. But God says in His Word, “‘Am I a God near at hand,’ says the Lord, ‘and not a God afar off? Can anyone hide himself in secret places, so I shall not see him?’ says the Lord. ‘Do I not fill heaven and earth?’ says the Lord” (Jeremiah 23:23-24). God is right there, where the stars are. At the same time, He is right here with us. God is everywhere.

Place the word “Everywhere” (AG-22).

He is omnipresent. Do you remember that “omni” means “all”? So “omnipresent” means God is present in all places.

Place the word “Omnipresent” (AG-21).

Scene 2★ **Progression of events: Can anyone hide from God?**

Can anyone hide from God? Jeremiah gives us the answer in chapter 23 verse 24. Let’s read it again. Listen carefully. Jeremiah’s “answer” is in the form of questions, but you should be able to answer those questions easily.

Ask a child to read Jeremiah 23:24 from your Bible.

No-one can find a good hiding place from God.

Have you ever played hide-and-seek? Are you good at hiding? Did you ever find a really good hiding place so that the others could not find you?

Allow the children to share their stories, but keep this time short.

David tried to play hide-and-seek with God! He thought of five hiding places. In Psalm 139:7-12 he tells God that he tried to hide from Him ...

- ◆ in Heaven,
- ◆ in Hell (Sheol, the place of the dead),
- ◆ on the wings of the morning,
- ◆ in the uttermost parts of the sea (on the far side of the sea),
- ◆ in the darkness.

Finally, he gave up. David learned this truth: God is omnipresent.

Place world (AG-23).


He is everywhere at once. God is present around the world!

Jonah did not know this truth. When God sent him to preach in the city of Nineveh, he wanted to hide from God. He packed his luggage

Read (or have an older child read) the verse from your Bible.

Everywhere AG-22
Omnipresent AG-21

Write the places on a sketch pad or whiteboard. You may also wish to hold up a globe as you talk about where God is.

Everywhere
Omnipresent

AG-23

CT

See Jonah 1 - 2.

and went in the opposite direction. He must not have read David's psalm! God is present on the far side of the sea! God sent a big storm. At first, Jonah was asleep, so the captain woke him. Everyone was praying, except Jonah. He knew that the storm was sent by God. He knew God was in the storm.

"Throw me overboard," he told the sailors, "and it will be calm" (from Jonah 1:12).

"No, we won't," they replied.

But, finally, they did just that. Jonah looked around. He was surrounded by all kinds of fish and other plants. But what was that? A great fish was coming right towards him! He must have closed his eyes. Next time he opened them, it was dark. He was inside the fish, yet alive! What do you think he did? Yes, he prayed.

It's not likely that you will be inside a fish, but you can pray to God, no matter where you are. One of our songs reminds us of this. Let's sing it together and as we sing, think about all the different places where you can talk to God.

Sing "Did you ever talk to God above?" together.

Class involvement.

Visualised songs for children are produced by Child Evangelism Fellowship of Europe and are available from your CEF National Office. If you need an address, contact the European Headquarters (address at the front of this book).

Scene 3

★ **Progression of events: God can hear your prayer.**

God can hear your prayers! Let's imagine we could interview Jonah.

Prepare a role-play between two older children or helpers.

Interviewer: Jonah, how did you feel inside the fish?

Jonah: It was awful! I knew it was my fault. I had disobeyed God.

Interviewer: What was it like inside?

Jonah: Oh, it was stinky, dark, frightening. I was away from all people and all creatures. It was a lot worse than in the storm - worse than anything I ever imagined!

Interviewer: What did you do, Jonah?

Jonah: From inside the fish I called to God for help, and He listened to my cry!

Interviewer: How did you get out?

Jonah: It was not very nice. I heard loud noises, and it felt like a great earthquake. It was slimy and very stinky and I was sliding fast in the dark. I could not hold on to anything. But finally, I was thrown up in the air and ended up on the shore. My bones were hurting. It was so rough. The big fish was gone and I was safe on dry ground. I just knew God heard my prayers.

Interviewer: That was an amazing experience, Jonah!

God heard Jonah’s prayer. He didn’t say, “Wait a minute, Jonah. I can’t hear you too well. The fish is too far away. There is no signal! Besides, right now I am busy with some missionaries! You’ll have to cry really loud to get Me when I am not so busy with others.”

No, God is not like that. He is everywhere all the time and He can hear all the prayers at the same time. If all of you talked to me at once, I would not be able to understand. If you talk while I am talking, you will not hear me properly. But not with God. He hears every prayer, no matter how many people are talking to Him at the same time in different languages.

Do you know other people in the Bible who prayed and God heard their prayers?

Let the children answer. Answers could include Hannah, Daniel, Job, Moses, Abraham, Cornelius, etc.

What about you? Have you prayed to Him yet to forgive your sins? He can hear your prayer right now. Don’t wait until you’re older. If you ask Him, He will forgive your sins now!

You can pray to Him in your heart, “Dear God, thank You that You are in Heaven, but You are also here and You listen to my prayer. I have sinned against You and I need your forgiveness. I trust in the Lord Jesus, who died and rose for me. Please forgive me. Amen.”

Maybe you still have questions. Please wait near the board and I will talk to you after the class. Only Jesus can forgive your sins and save you. All I can do is explain to you how you can ask Him to do that for you, but I will be very happy to do so if you would like me to.

Scene 4

★ **Progression of events: God is present, even when things are difficult.**

If you have asked Jesus to forgive your sins, then God is present, even when things are difficult!

Place worried child (AG-20).

God was right there with Jonah - inside the fish. Where was He when Daniel was in the den of lions? God was in the den of lions too. Where was God when Daniel’s three friends were cast into the furnace? He was right there with them.

If the children in your class are not familiar with these Bible characters, you might want to omit the reference to Daniel and to his three friends and concentrate on the experiences of Jonah.

God is with you wherever you go, even when things are difficult. He is with you at school, even when you have a test. He is with you when you are ill and have to go into hospital.

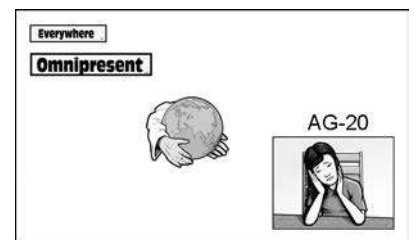
If you have trusted in the Lord Jesus as your Saviour, what difference will it make for you to know ...?

◆ “God is present with me in club.”

CTU

Make yourself available for personal counselling. (Be sure to comply with the child protection policy of your country.)

CTS



CTS

Class involvement.

- ◆ “God is present with me at school when I have a test.”
- ◆ “God is present with me when there is a storm.”
- ◆ “God is present with me when I feel lonely.”
- ◆ “God is present with me when I am watching TV.”

Discuss with the children.

God is with you when things are difficult. You can tell Him, “Dear God, thank You for being with me in this difficult situation. Please help me to trust You and not be afraid.”

Scene 5

★ **Conclusion: You will never be alone.**

If you have asked Jesus to save you, you are in God’s family and you will never be alone! That is exactly what God says in Hebrews 13:5.

Have a child read the verse from your Bible.

“I will never leave you.”

Look at your hand. Hold it up! Hold up one finger at a time and say the words of this promise, “I - will - never - leave - you.” It is a fun and easy way to remember this great truth!

Some people make promises, but they do not intend to keep their promises. God’s promise is not like that. God’s promise is different. “I will never leave you” (Hebrews 13:5). Remember, when you go to bed at night and your parents are no longer with you, God is right there in your bedroom, all night long. If you go on a trip, He goes with you. He promises never to leave you.

Remove all figures.

Class involvement.

Review game

Secret message

Write the following on a large sheet of paper, chalkboard or whiteboard.

1 2 3 4 5

6 7 8 9 10 11

12 13 14 15 16 17

Each number represents a letter in the phrase “God is always with me”.

Ask a review question.

The first child to raise his hand and correctly

Review questions

- 1 What does “omnipresent” mean? (Present in all places at the same time.)
- 2 In how many places can you be at the same time? (Only one.)
- 3 Where did God want Jonah to go to preach? (Nineveh.)
- 4 Where did Jonah go instead? (In the opposite direction.)
- 5 What did Jonah do when he was inside the fish? (He prayed to God.)
- 6 God listened to Jonah’s prayer. Can you tell me the name of another person in the Bible whose prayer God heard? (Answers will vary. Examples in the lesson include Hannah, Daniel, Job, Moses, Abraham and Cornelius.)
- 7 According to our memory verse, Hebrews 13:5, what has God promised His children? (He will never leave or forsake them.)
- 8 Name one other attribute of God. (Sovereign, holy, omniscient.)

Carry-over activity

God is always present

Give each child a copy of the work sheet (see page 83) and have them fill in the blank spaces.

Encourage them to think of three different places, situations and friends.

Bring different stamps and stickers and encourage them to create a beautiful border line.

They can place this “picture” in their bedroom, on the fridge, etc.

answer the question chooses a number in the secret message. After you write the correct letter on the line above the number, allow the child to guess a word. If the child can guess a word correctly, write the remaining letters in the word.

If the child answers the review question incorrectly, no further action is needed.

Play continues until the secret message is completed. If time allows, play again using a different secret message (eg “God is present everywhere” or “I can never hide from God”).

Lesson for preschoolers

Scene 1

★ **Introduction: Where is God?**

Where is God? Have you ever looked at the stars in the sky? They are so far away. God is right there, where the stars are. At the same time, He is right here with us. God is everywhere.

Place the word "Everywhere" (AG-22).

Scene 2

★ **Progression of events: Can anyone hide from God?**

Can anyone hide from God? No, no-one can find a good hiding place from God.

Have you ever played hide-and-seek? Are you good at hiding? Did you ever find a really good hiding place so that the others could not find you?

Allow the children to share their stories, but keep this time short.

David tried to play hide-and-seek with God! He thought of five hiding places (Psalm 139:7-12). He tried to hide from Him high up, deep down, far away, in the light, in the dark.

CT

Finally, he gave up. David learned this truth: God is everywhere at once.

Place word (AG-23).

God is present around the world!

Jonah did not know this truth. When God sent him to preach in the city of Nineveh, he wanted to hide from God. He got on a boat. But God is present even on the far side of the sea! God sent a big storm. At first, Jonah was asleep, so the captain woke him. Everyone was praying, except Jonah. He knew that the storm was sent by God. He knew God was in the storm.

"Throw me overboard," he told the sailors, "and it will be calm" (from Jonah 1:12).

"No, we won't."

But, finally, they did just that. Jonah looked around. He was surrounded by all kinds of fish and other plants. But what was that? A great fish was coming right towards him! He must have closed his eyes. Next time he opened them, it was dark. He was inside the fish, yet alive! What do you think he did? Yes, he prayed.

It's not likely that you will be inside a fish, but you can pray to God in any place and at any time. Let's sing "Whisper a prayer" together to help us remember that.

Everywhere AG-22

Class involvement.

See Jonah 1 - 2.

Everywhere AG-23



Visualised songs for children are produced by Child Evangelism Fellowship of Europe and are available from your CEF National Office. If you need an address, contact the European Headquarters (address at the front of this book).

Scene 3

★ **Progression of events: God can hear your prayer.**

God can hear your prayers! Let's imagine we could ask Jonah a few questions.

Prepare a role-play between two helpers.

Class involvement.

Interviewer: Jonah, how did you feel inside the fish?

Jonah: It was awful! I knew it was my fault. I had not done what God told me to do.

Interviewer: What was it like inside?

Jonah: Oh, it was stinky, dark, frightening. I was away from all people and all creatures. It was a lot worse than in the storm - worse than anything I ever imagined!

Interviewer: What did you do, Jonah?

Jonah: From inside the fish I called to God for help, and He answered me. I called for help and He listened to my cry!

Interviewer: How did you get out?

Jonah: It was not very nice. I heard loud noises, and it felt like a great earthquake. It was slimy and very stinky and I was sliding fast in the dark. I could not hold on to anything. But finally, I was thrown up in the air and ended up on the shore. My bones were hurting. It was so rough. The big fish was gone and I was safe on dry ground. I just knew God heard my prayers.

Interviewer: That was an amazing experience, Jonah!

God heard Jonah's prayer. He didn't say, "Wait a minute, Jonah. I can't hear you too well. The fish is too far away. There is no signal! Besides, right now I am busy. You'll have to cry really loud."

No, God is not like that. He is everywhere all the time and He can hear all the prayers at the same time. If all of you talked to me at once, I would not be able to understand.

You may want to let the children all whisper quietly at once.

If you talk while I am talking, you will not hear me properly. But not with God. He hears every prayer, no matter how many people are talking to Him at the same time.

Do you know other people in the Bible who prayed and God heard their prayers?

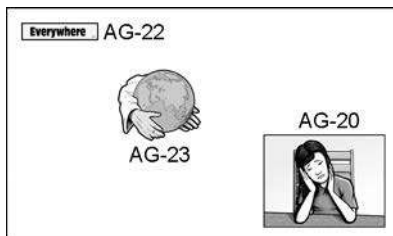
Let the children answer. Answers could include Hannah, Daniel, Job, Moses, Abraham, Cornelius, etc.

What about you? Have you prayed to Him yet to forgive your sins? He can hear your prayer right now. Don't wait until you're older. If you ask Him, He will forgive your sins now!

CTU

Make yourself available for personal counselling. (Be sure to comply with the child protection policy of your country.)

CTS



You may want to teach the memory verse here rather than at the beginning of the lesson.

Class involvement.

You can pray to Him in your heart, “Dear God, thank You that You are in Heaven, but You are also here and You listen to my prayer. I trust in the Lord Jesus, who died and rose for me. Please forgive me from all my sins. Amen.”

Maybe you still have questions. Please wait near the board and I will talk to you after the class. Only Jesus can forgive your sins and save you. All I can do is explain to you how you can ask Him to do that for you, but I will be very happy to do so if you would like me to.

Scene 4

★ **Progression of events: God is present, even when you are sad.**

If you have asked Jesus to forgive your sins, then God is with you even when you are sad!

Place worried child (AG-20).

God was right there with Jonah - inside the fish. Where was He when Daniel was in the den of lions? God was in the den of lions too. Where was God when Daniel’s three friends were cast into the furnace? He was right there with them.

If the children in your class are not familiar with these Bible characters, you might want to omit the reference to Daniel and to his three friends and concentrate on the experiences of Jonah.

God is with you wherever you go, even when you are sad. He is with you at home; at nursery school (kindergarten); when you eat, play or sleep; or when you are ill and have to go into hospital.

If you have already prayed to Him to forgive your sins, He is with you when you are sad. You can tell Him, “Dear God, thank You for being with me when I am sad. Please help me to trust You and not be afraid.”

Scene 5

★ **Conclusion: You will never be alone.**

You will never be alone! That is exactly what God says in Hebrews 13:5.

Read the verse from your Bible.

“I will never leave you.”

Look at your hand. Hold it up! Hold up one finger at a time and say the words of this promise, “I - will - never - leave - you.” It is a fun and easy way to remember this great truth!

Sometimes your mum and dad cannot be with you. Perhaps you have to stay at your friend’s house or with your grandparents. God’s promise is so special - “I will never leave you” (Hebrews 13:5). Remember, when you go to bed at night and your parents are no longer with you, God is right there in your bedroom, all night long. If you go on a trip, He goes with you. He promises never to leave you.

Remove all figures.

Review questions for preschoolers

- 1 In how many places can God be at the same time? (All places.)
- 2 In how many places can you be at one time? (Only one.)
- 3 Where can you hide from God? (Nowhere.)
- 4 Our memory verse was one of the promises God gives to His children. Can you remember what it is? (“... For He Himself has said, ‘I will never leave you nor forsake you’” Hebrews 13:5.)

Craft activity for preschoolers

Jonah in the fish

(See pages 84-85.)

Review game for preschoolers

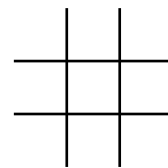
Tic-tac-toe

Cut five of one shape and five of another out of felt or paper backed with flocked paper scraps. You may want to use dark hearts and clean hearts, crosses and tombs or other Gospel symbols. Clip four pieces of yarn to the flannelboard to make a tic-tac-toe grid. (See diagram.)

When a child answers a question he may place a symbol in the grid. The next child to answer may place the other symbol. Continue playing until three symbols are aligned horizontally, vertically or diagonally or until the grid is full.

(Do not divide into teams unless you have older preschoolers. Younger preschoolers enjoy placing the shapes and the surprise of finding three in a row.)

Use preschool questions from lessons 1-4 and repeat as interest and time allow.



Lesson 5

God is omnipotent

Scripture for teachers

Genesis 17:1
Psalm 147:5
Genesis 1:1
Hebrews 11:3
Philippians 3:21
Isaiah 26:4
1 John 1:9
Ephesians 1:11
Isaiah 46:10
1 Chronicles 29:11-12
Daniel 4:35
Job 38:4
Psalm 115:3
Jeremiah 32:17
Luke 1:37

Central truth

God is all-powerful

Application

Unsaved: God has power to save you from sin

Saved: God has power to make you more like the Lord Jesus

Memory verse

“Great is our Lord, and mighty in power; His understanding is infinite” Psalm 147:5

Memory verse for preschoolers

“Great is our Lord, and mighty in power ...” Psalm 147:5

Visual aids

- ◆ Figures: AG-5, AG-13, AG-24, AG-25, AG-26, AG-27, AG-28, AG-29 and AG-30
- ◆ Four cards with title (or picture) of Bible stories which show the Lord’s power

Suggested songs

- ◆ My God is so big
- ◆ What a mighty God we serve
- ◆ Holy, holy, holy

Suggested songs for preschoolers

- ◆ My God is so big
- ◆ What a mighty God we serve
- ◆ Holy, holy, holy

Lesson outline

Introduction

Scene 1 How much power do you have?

Progression of events

- Scene 2 God had the power to create the entire world in six days
- Scene 3 God can do anything He chooses
- Scene 4 The Lord Jesus had power over nature, sickness, sins and demons
- Scene 5 God raised Jesus from the dead
- Scene 6 God has power to save you from sin
CTU

Conclusion

Scene 7 God has power to make you more like Jesus
CTS

Lesson outline for preschoolers

Introduction

Scene 1 How much power do you have?

Progression of events

- Scene 2 God had the power to create the entire world in six days
- Scene 3 God can do anything He chooses
- Scene 4 The Lord Jesus had power over nature, sickness, sins and demons
- Scene 5 God raised Jesus from the dead
- Scene 6 God has power to save you from sin
CTU

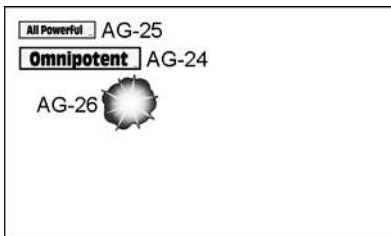
Conclusion

Scene 7 God has power to make you more like Jesus
CTS

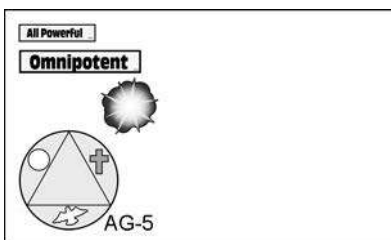
Class involvement.

Remember to keep this time short and under control.

If you have preschoolers in your class, have them flex their arm muscles to "show how strong they are".



Read (or have an older child read) the verse from your Bible.



Lesson

Scene 1

★ **Introduction: How much power do you have?**

How much power do you have? Let's see. I need three volunteers to come to the front of the class.

Bring toothpicks and ask the children to break one. Give them two, then three together, etc and see who has power to break the most.

There are some people who can lift heavy weights. Others have power to decide what happens in football clubs - they decide the players who get to play in a match and those who don't. Some people even have the power to rule a whole country. But how much power does God have? God is all-powerful.

Place the words "All Powerful" (AG-25). Review by asking the children what "omni" means, and explain that "potent" means powerful.

He is Omnipotent.

Place the word "Omnipotent" (AG-24).

Scene 2

★ **Progression of events: God had the power to create the entire world in six days.**

We can see God's great power in creation. Imagine! God had the power to create the entire world in six days.

Place power burst (AG-26).

God didn't have to ask anyone to give Him ideas (Job 38). He didn't have to ask someone to help Him! In fact, Psalm 33:9 tells us that "He spoke, and it was done." How could He do that? By the power of His Word! He just spoke and billions of galaxies were created. God just spoke and the plants appeared, bearing the seeds with life inside. God created (made) man from the dust and breathed life into him. Inside your body there are billions of little parts that are working day and night, doing different things to keep you alive. God keeps all these things going by His power (Hebrews 11:3)!

Scene 3

★ **Progression of events: God can do anything He chooses.**

God can do anything He chooses! He has the power to and He has the right to, because He is God.

Place the Trinity triangle (AG-5).

He does what He pleases, only what He pleases, and always what He pleases. When we talk about what God wants to do, we need to remember that He knows everything. He knows what will really help us or what will keep us from knowing Him and His love for us. We also need to remember that He is holy. What He chooses to do is always good and right.

There are many people today who do not want to recognise God's power and His right to do what He pleases. They do not thank Him for the good things He does. They think that they have enough power to run the world or to live the way they want. They don't want to know about an all-powerful God, not even about an all-powerful God who loves them. They want to be in charge.

Then God allows something to happen, like a tornado, a tsunami or an earthquake.

Place tornado (AG-30).

They have no power against these things. Their power is too small.

Isn't it good to know that our God is all-powerful? There is nothing that He cannot do when He chooses to do it. Let's sing together about this big, strong and mighty God.

Sing "My God is so big" together.

Scene 4

★ **Progression of events: The Lord Jesus had power over nature, sickness, sins and demons.**

The Lord Jesus had power over nature, sickness, sins and demons! He did these miracles to prove that He was God the Son (John 20:30-31) because only God has the power needed to do these miracles.

Place Jesus (AG-29).

Have four different children pick cards that you prepared beforehand. Have them read the title of the Bible story, and then discuss together about the Lord's power. If the children have limited Bible knowledge, you might need to describe the miracle rather than only giving the title of the story.

Examples you could use:

- (a) *Jesus calms the storm.*
(Mark 4:35-41 - power over nature).
- (b) *Jesus forgives the sin of the paralysed man and heals him.*
(Mark 2:1-12 - power over sickness and sin.)
- (c) *Jesus heals a blind man.*
(Mark 10:46-52 - power over sickness.)
- (d) *Jesus brings Lazarus back to life.*
(John 11:38-44 - power over death.)

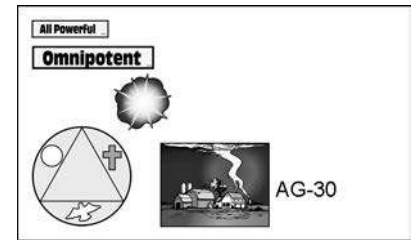
Scene 5

★ **Progression of events: God raised Jesus from the dead.**

God raised Jesus from the dead!

Place empty tomb (AG-13).

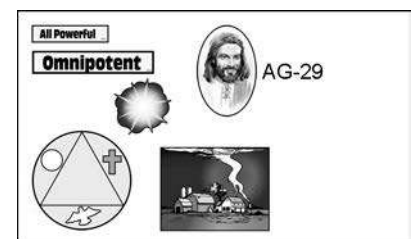
After Jesus had died, Nicodemus and Joseph took Jesus' body from the cross. They wrapped His body and placed Him in Joseph's new tomb. The women were crying. The disciples were sad and discouraged. The religious leaders asked Pilate to send some soldiers to guard the tomb.




Ask the children if they know what a tornado is. A tornado is a whirling funnel of wind that violently races through an area and with tremendous power destroys almost everything in its path.

Visualised songs for children are produced by Child Evangelism Fellowship of Europe and are available from your CEF National Office. If you need an address, contact the European Headquarters (address at the front of this book).

Class involvement.



See Luke 23:50 - 24:12 and John 19:38 - 20:10.



The big heavy stone was rolled across the entrance. Then, there was silence.

On Sunday morning the women came to the tomb.

“Who will roll the stone away for us?” they worried, but as they came closer and closer an angel spoke to them.

“He is not here! He is alive!” (From Luke 24:6-7.)

The stone had been rolled away. When the women told them what the angel had said, John and Peter ran to see. They entered and saw the strips of linen. But inside there was no body! How could Jesus get out? There was only one explanation. By God’s great power, Jesus Christ rose from the dead. Jesus walked out of the tomb, just as Lazarus had done when Jesus called him from the grave (John 11:43).

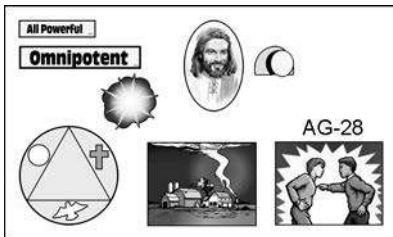
Scene 6

★ **Progression of events: God has power to save you from sin.**

CTU

You can know that God has power to save you from sin, because Jesus died and rose from the dead.

Place children fighting (AG-28).



Maybe you have tried so many times to be kind to your brother or friends, but so often you aren’t. No matter what you do, you end up arguing and fighting. You don’t like it, but you can’t stop it. Sin has such a great power over you. But God can save you from sin! Listen to this true story.

Have a helper act out this story while you speak.

See Acts 16:14-34.

Paul and Silas went to Philippi and told the people how to be saved. Two women trusted in God to have their sins forgiven, first one called Lydia and then a slave girl.

The apostles were beaten and thrown into prison. Oh, the wounds and the pain! As if that was not enough, the jailer ordered to have their feet fastened in stocks (a wooden frame) so that they could not walk. Oh, how painful it was. It seemed so unfair. Could God save this jailer? But how? We only know that Paul and Silas started to pray and sing in the middle of the night. I wonder what they sang. I’m sure it was similar to the songs we sing in club. Perhaps it had words similar to “What a mighty God we serve”. Let’s sing that together.

Sing the song together.

Suddenly an earthquake shook all the doors open. The jailer thought the prisoners had run away. He wanted to kill himself, but Paul shouted, “Don’t harm yourself! We are all here!”

The jailer came and knelt in front of them and asked what he could do about his sin (Acts 16:30).

Paul and Silas must have been so excited to hear this question!

They told him, “Believe on the Lord Jesus Christ, and you will be saved” (Acts 16:31).

That night the jailer was saved.

God has power to save you from all your sins. Come to the Lord Jesus, like the jailer and tell Him, “Lord, I believe that You had the power to rise from the dead and that You have the power to save me. Please save me!” He will save you, as He saved the jailer.

Scene 7

★ **Conclusion:** God has power to make you more like Jesus.

God has power to make you more like Jesus.

Place Heaven (AG-27).

If you have been saved from your sins, God promises that you will be with Him in Heaven for all eternity. When you get to Heaven, you will see the Lord Jesus as He really is. God promises that in Heaven you will be just like Jesus.

The Bible says that if you have this hope you will want to become more and more like Him now (1 John 3:1-3). There are some thoughts that you must change, some words that you must stop saying. God wants you to trust Him, obey Him and be like Him every day. However, you don't have power to do that, but God can give you power when you need it. Ask Him to help you to become more like Jesus.


Remove all figures.

Review questions

- 1 What attribute of God means that He is all-powerful? (Omnipotent.)
- 2 How did God create the world? (God spoke and by His power the world was created.)
- 3 How did the Lord Jesus show He had power over nature? (Answers will vary. The example in the lesson was Jesus calming the storm.)
- 4 How did He show He had power over sickness? (Answers will vary. Examples in the lesson include Jesus healing and forgiving the paralysed man, and healing the blind man.)
- 5 What did the angel tell the women when they came to the tomb? (“He is not here! He is alive!”)
- 6 When John and Peter got to Jesus’ tomb it was empty. How was Jesus able to get out? (God’s great power had raised Jesus back to life.)
- 7 What painful thing did Paul and Silas experience in Philippi? (They were beaten and thrown into prison.)

CTU

CTS



Review game

Power boost

Write point values on twelve index cards, write “power failure” on two and “power boost” on one. Put all fifteen cards in a bag.

Divide the class into two teams and ask questions, alternating between the teams.

The first child to raise his hand and correctly answer may choose a card from the bag.

He may continue drawing cards and accumulating points for his team as long as he wishes. However, if the “power failure” card is drawn, his team loses all points from that round. If the “power boost” card

is drawn, his team's total points are doubled when he decides to stop.

After each round total the team's points and return the cards to the bag.

The team with the most points after all questions have been asked wins.

- 8 What did Paul and Silas do in the middle of the night while they were in prison? (They prayed and sang.)
- 9 What did Paul and Silas tell the jailer he should do to be saved? ("Believe on the Lord Jesus Christ, and you will be saved.")
- 10 What does our memory verse say? ("Great is our Lord, and mighty in power; His understanding is infinite" Psalm 147:5.)

Carry-over activity

Power drill

To help children better understand the teaching for the saved child, have them look up the following verses.

Call on the first child who finds each verse and have him read it aloud. Have all the children listen for what the Lord can give us power for as we live for Him.

- ◆ Acts 1:8 - Witnessing.
- ◆ John 14:1 - Worry.
- ◆ 1 John 4:4 - Temptation.
- ◆ 1 Corinthians 15:57 - Victory.
- ◆ James 1:5 - Wisdom.
- ◆ Psalm 56:3 - Fear.

Craft activity

Stilling of the storm

(See pages 86-87.)

Lesson for preschoolers

Scene 1

★ **Introduction: How much power do you have?**

How much power do you have? Let's see. I need three volunteers to come to the front of the class.

Bring straws and ask the children to break one. Give them two, then three, etc and see who has power to bend the most.

There are some people who can lift heavy weights. Others have power to decide what happens in football clubs - they decide the players who get to play in a match and those who don't. Some people even have the power to rule a whole country. But how much power does God have? God is all-powerful.

Place the words "All Powerful" (AG-25). Review by asking the children what "omni" means, and explain that "potent" means powerful.

He is Omnipotent.

Place the word "Omnipotent" (AG-24).

Scene 2

★ **Progression of events: God had the power to create the entire world in six days.**

We can see God's great power in creation. Imagine! God had the power to create the entire universe in six days.

Place power burst (AG-26).

God didn't have to ask anyone to give Him ideas (Job 38). He didn't have to ask someone to help Him! In fact, Psalm 33:9 tells us that "He spoke, and it was done." How could He do that? By the power of His Word! He just spoke and lots of galaxies appeared. Inside your body there are lots and lots of little parts that are working day and night, doing different things to keep you alive. God keeps all these things going by His powerful Word (Hebrews 1:3)!

Scene 3

★ **Progression of events: God can do anything He chooses.**

God can do anything He chooses! He has the power to and He has the right to, because He is God.

Place the Trinity triangle (AG-5).

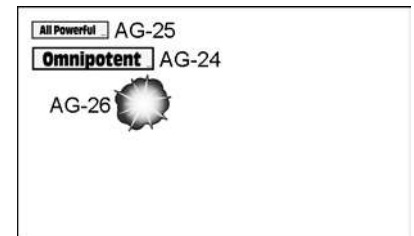
He does what He pleases, only what He pleases, and always what He pleases. When we talk about what God wants to do, we need to remember that He knows everything. He knows what will really help us or what will keep us from knowing Him and His love for us. We also need to remember that He is holy. What He chooses to do is always good and right.

There are many people today who do not want to recognise God's power and His right to do what He pleases. They do not thank Him for the good things He does. They think that they have enough power

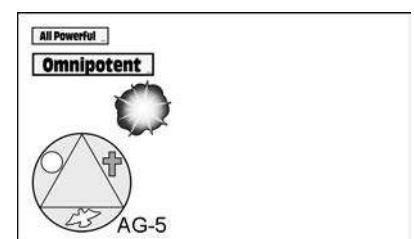
Class involvement.

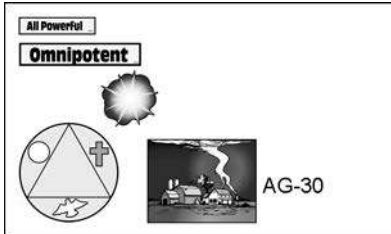
Remember to keep this time short and under control.

Have preschoolers flex their arm muscles to "show how strong they are".



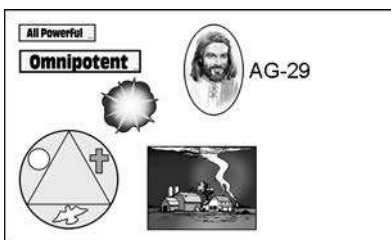
Read the verse from your Bible.



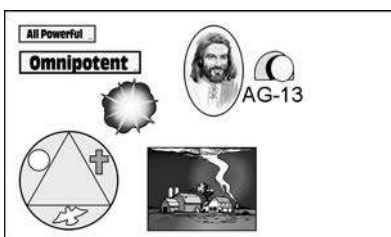


Visualised songs for children are produced by Child Evangelism Fellowship of Europe and are available from your CEF National Office. If you need an address, contact the European Headquarters (address at the front of this book).

Class involvement.



See Luke 23:50 - 24:12
and John 19:38 - 20:10.



to run the world or to live the way they want. They don't want to know about an all-powerful God, not even about an all-powerful God who loves them. They want to be in charge.

Then God allows something to happen, like a tornado, a tsunami or an earthquake.

Place tornado (AG-30).

They have no power against these things. Their power is too small.

Isn't it good to know that our God is all-powerful? There is nothing that He cannot do when He chooses to do it. Let's sing together about this big, strong and mighty God.

Sing "My God is so big" together.

Scene 4

★ **Progression of events: The Lord Jesus had power over nature, sickness, sins and demons.**

The Lord Jesus had power over nature, sickness and sins! He did these miracles to prove that He was God the Son (John 20:30-31) because only God has the power needed to do these miracles.

Place Jesus (AG-29).

Have four different children pick cards that you prepared beforehand. Have them look at the picture of the Bible story, and then discuss together about the Lord's power. If the children have limited Bible knowledge, you might need to describe the miracle rather than only giving the title of the story.

Examples you could use:

- (a) *Jesus calms the storm.*
(Mark 4:35-41 - power over nature).
- (b) *Jesus forgives the sin of the paralysed man and heals him.*
(Mark 2:1-12 - power over sickness and sin.)
- (c) *Jesus heals a blind man.*
(Mark 10:46-52 - power over sickness.)
- (d) *Jesus brings Lazarus back to life.*
(John 11:38-44 - power over death.)

Scene 5

★ **Progression of events: God raised Jesus from the dead.**

God raised Jesus from the dead!

Place empty tomb (AG-13).

After Jesus had died, Nicodemus and Joseph took Jesus' body from the cross. They wrapped His body and placed Him in Joseph's new tomb. The women were crying. The disciples were sad and discouraged. The religious leaders asked Pilate to send some soldiers to guard the tomb. The big heavy stone was rolled across the entrance. Then, there was silence.

On Sunday morning the women came to the tomb.

“Who will roll the stone away for us?” they worried, but as they came closer and closer an angel spoke to them.

“He is not here! He is alive!” (From Luke 24:6-7.)

The stone had been rolled away. But inside there was no body! How could Jesus get out? There was only one explanation. By God’s great power, Jesus Christ rose from the dead. Jesus walked out of the tomb, just as Lazarus had done when Jesus called him from the grave (John 11:43).

Scene 6

★ **Progression of events: God has power to save you from sin.**

You can know that God has power to save you from sin, because Jesus died and rose from the dead.

Place children fighting (AG-28).

Maybe you have tried so many times to be kind to your brother or friends, but so often you aren’t. No matter what you do, you end up arguing and fighting. You don’t like it, but you can’t stop it. Sin has such a great power over you. But God can save you from sin! Listen to this true story.

Have a helper act out this story while you speak.

Paul and Silas went to Philippi and told the people how to be saved. Two women trusted in God to have their sins forgiven, first one called Lydia and then a slave girl.

The apostles were beaten and thrown into prison. Oh, the wounds and the pain! As if that was not enough, the jailer ordered to have their feet fastened in stocks (a wooden frame) so that they could not walk. Oh, how painful it was not to move. It seemed so unfair.

Maybe Paul and Silas wondered, “Could God save this jailer?” But how? We only know that Paul and Silas started to pray and sing in the middle of the night. I wonder what they sang. I’m sure it was similar to the songs we sing in club. Perhaps it had words similar to “What a mighty God we serve”. Let’s sing that together.

Sing the song together.

Suddenly an earthquake shook all the doors open. The jailer thought the prisoners had run away. He wanted to kill himself, but Paul shouted, “Don’t harm yourself! We are all here!”


The jailer came and knelt before them, “What must I do to be saved?” (Acts 16:30).

Paul and Silas must have been so excited to hear this question!

They told him, “Believe on the Lord Jesus Christ, and you will be saved” (Acts 16:31).

That night the jailer was saved.

CTU



See Acts 16:14-34.

CTU

God has power to save you from all your sins. Come to the Lord Jesus, like the jailer and tell Him, "Lord, I believe that You had the power to rise from the dead and that You have the power to save me. Please save me!" He will save you, as He saved the jailer.

Scene 7

★ **Conclusion:** God has power to make you more like Jesus.

CTS


God has power to make you more like Jesus.

Place Heaven (AG-27).

If you have been saved from your sins, God promises that you will be with Him in Heaven for all eternity. When you get to Heaven, you will see the Lord Jesus as He really is. God promises that in Heaven you will be just like Jesus.

The Bible says that if you have this hope you will want to become more and more like Him now (1 John 3:1-3). There are some thoughts that you must change, some words that you must stop saying. God wants you to trust Him, obey Him and be like Him every day. However, you don't have power to do that, but God can give you power when you need it. Ask Him to help you to become more like Jesus.

Remove all figures.



Review game for preschoolers

Creation puzzle

Create a four-piece puzzle from a calendar picture or other large picture showing something God created.

Lay the puzzle pieces on the floor or add flocked paper scraps to the back of each piece to use on your flannelboard.

When a child answers a question, he may place a piece in the puzzle.

Use preschool questions from lessons 1-5 and repeat as interest and time allows.

Review questions for preschoolers

- 1 "Omnipotent" means God has all what? (Power.)
- 2 How did God create the world? (By speaking.)
- 3 Who has the power to help you do what's right? (God.)
- 4 How can you be saved from your sins? (Tell the Lord Jesus that you believe He has the power to save you from your sins.)

Craft activity for preschoolers

Stilling of the storm

(See pages 86-87.)

Lesson 6

God is truth

Scripture for teachers

1 John 2:21

Titus 1:2

John 17:17

Psalms 86:15

Psalms 18:30

Psalms 119:160

Psalms 119:151

John 14:6

John 16:13

John 8:44

Central truth

God is truth

Application

Unsaved: Come to God through the Lord Jesus - this is His way, the one true way

Saved: Obey God's truth from the Bible

Memory verse

"Jesus said to him, 'I am the way, the truth and the life. No one comes to the Father except through Me'" John 14:6

Memory verse for preschoolers

"Jesus said to him, 'I am the way, the truth and the life. No one comes to the Father except through Me'" John 14:6

Visual aids

- ◆ Figures: AG-5, AG-31, AG-32, AG-33 and AG-35
- ◆ A packet of crisps (or some other product) with an advertisement like the one described
- ◆ Objects or pictures to discuss true/false statements
- ◆ Slips of paper with questions for "Abraham"
- ◆ Wonder Devotional Books

Suggested songs

- ◆ Trinity song
- ◆ I believe the Bible

- ◆ The B-I-B-L-E
- ◆ One way God said to get to Heaven

Suggested songs for preschoolers

- ◆ Three-in-one
- ◆ The B-I-B-L-E
- ◆ One way God said to get to Heaven
- ◆ I believe the Bible

Lesson outline

Introduction

Scene 1 "Fabulous! The best taste ever!" Have you ever believed such ads?

Progression of events

Scene 2 What is truth?

Scene 3 Who is the truth?

Scene 4 God's Word is the truth

Scene 5 Jesus is the only true way to the Father CTU

Conclusion

Scene 6 Follow the truth - read the Bible and ask the Spirit of Truth to help you understand and obey what you read CTS

Lesson outline for preschoolers

Introduction

Scene 1 "Fabulous! The best taste ever!" Have you ever believed such ads?

Progression of events

Scene 2 What is truth?

Scene 3 Who is the truth?

Scene 4 God's Word is the truth

Scene 5 Jesus is the only true way to the Father CTU

Conclusion

Scene 6 Choose to follow the true way, God's way CTS

Lesson

Scene 1

★ **Introduction:** “Fabulous! The best taste ever!” Have you ever believed such ads?

“Fabulous! Sensational! The best taste ever! This pack of crisps is full of flavour. Win a special prize. Buy ten packs and have a special holiday!”

Show a packet of crisps (or some other product) with an advertisement like the one described.

Have you ever believed such ads? Have you done what they told you? Was it all true?

Let the children discuss what is true and false.

They don't tell you how bad the crisps are for your health. They don't tell you that you might not win a special holiday. Thousands of people rush to buy, but only one wins. If they told the whole truth, people might not buy the crisps.

Scene 2

★ **Progression of events:** What is truth?

What is truth?

Place the word “Truth” (AG-31).

This is an important question when so many people claim to have the truth. Some people think there is nothing that can be absolutely true all the time - it all depends on how a person feels or what they want to believe. Sometimes what people believe to be the truth is really a lie. Truth is not a lie.

Place the words “Not a Lie” (AG-32).

Just because something is on TV, does that make it true? Is everything we read on the Internet true?

Let children answer and be ready to correct misconceptions talking about programmes where the whole truth was not presented. Be aware of what your children are watching.

Just because your teacher in school says something, does that make it true?

Let children answer and gently help them see that sometimes even teachers get things wrong and so what they say might not always be true.

When it seems that everyone believes it, does that make it true?

Let the children answer.

The best way to learn what is true is to go to the Person who not only knows all the answers, but who is true as well.

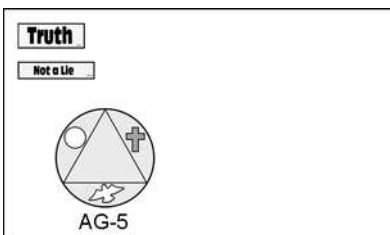
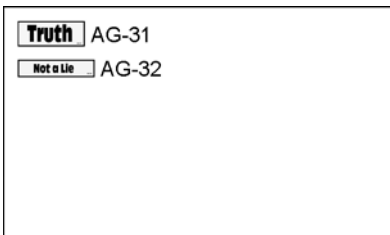
Scene 3

★ **Progression of events:** Who is the truth?

Who is the truth?

Place the Trinity triangle (AG-5).

If you have preschoolers in your class show objects or pictures and make true or false statements (eg show a yellow toy car and ask if the car is blue). For each one have the children answer “yes” (if it is a true statement) or “no”.



Our memory verse tells us who the truth is. Let's say it together.

"Jesus said to him, 'I am the way, the truth and the life. No one comes to the Father except through Me'" (John 14:6).

Who is the truth? (The Lord Jesus.) You can trust Him, because He is the truth. The Word of God also tells us that God the Father cannot lie (Titus 1:2). He is truth. The Holy Spirit, the Spirit of God, is also called the Spirit of truth (John 16:13). He will guide you into all truth.

Do you want to know the truth? Ask God to show you. He will lead you to His Word, the Bible, because ...

Scene 4

★ **Progression of events: God's Word is the truth.**

... God's Word is the truth.

Place Bible (AG-33).

You can believe what He says there, because it is true. You should want to obey what is written there, because God's Word is true. The Lord Jesus said, "Your word is truth" (John 17:17b).

Abraham was a man we read about in the Old Testament. He learned to trust and obey God's true Word. I've invited him to join us today so we can ask him some questions about truth.

A junior helper or an older child could be "Abraham". Four other children could come and ask "Abraham" the following questions. Before the class you should write the questions on pieces of paper, one for each child.

Question 1: What did God promise you, Abraham?

Abraham: He promised to make me into a great nation and a great name; that I would be blessed and all the people on earth would be blessed through me!

Question 2: Was there anything in your life that made it hard to believe that this promise was true?

Abraham: Oh, yes. My wife, Sarah, could not have children. We were both so old that it was impossible for us to be parents!

Question 3: Did you ever doubt God's promise?

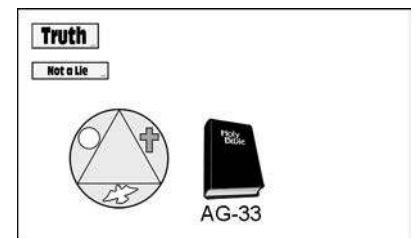
Abraham: A few times. But God made a special covenant with me. This covenant was like God saying to me, "I really, really, really mean it when I make this promise." I believed in God. I knew He would keep His promise.

Question 4: Did God keep His Word?

Abraham: Oh, yes! I was one hundred years old and my wife was ninety when Isaac was born. Isaac was the son God had promised. God kept His Word. God always keeps His word! Everything God says is true, because He is truth.

"Trinity song" could be sung here to briefly review the teaching on our triune God.

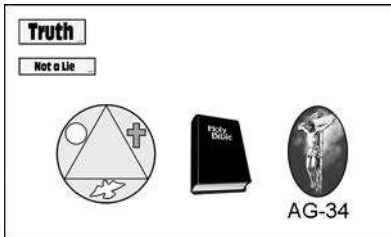
If you have preschoolers in your class you might want to use "Three-in-one".



Class involvement.

See Genesis 15:6-18.

Visualised songs for children are produced by Child Evangelism Fellowship of Europe and are available from your CEF National Office. If you need an address, contact the European Headquarters (address at the front of this book).



Sing "I believe the Bible" together.

Scene 5

★ **Progression of events: Jesus is the only true way to the Father.**

There is only one true way to the Father and that is through the Lord Jesus Christ.

Place Jesus on the cross (AG-35).

When He prayed in the Garden of Gethsemane, He was in agony. He knew that the only way for you and me to be able to come to the Father was for Him to take the punishment for sin on the cross. It meant suffering, being beaten and mocked, being nailed to the cross. It meant Jesus would experience God's terrible anger against sin. It was neither an easy way, nor a cheap one. He prayed three times, "Father, is there no other way?" (from Matthew 26:39-44).

No, there is no other way for us to have our sins forgiven, to come to God. Being good? Religion? Prayers? Giving to the poor? No, nothing else will do. Because God is holy and you and I are sinful, our sin must be punished. Someone must die in our place - Someone perfect, Someone who obeyed God all the time, Someone who is God and man, Someone who can give His life and then take it back again. Only Jesus could do that for you and me. If there was any other way to come to the Father, Jesus would not have had to die. In that garden, Jesus knew there was no other way. He prayed, "Oh Father, I am ready to do Your will!" (from Matthew 26:39-44).

CTU

He did it for you, because He loves you so much. Stop trying to be good on your own. Don't trust anyone else to bring you to God the Father. God has already provided the way through the Lord Jesus.

God's Word says, "Whoever believes in Him [the Lord Jesus] should not perish, but have everlasting life" (John 3:16b). When you come to the Lord Jesus you receive everlasting life, and one day you will be able to go to be with God in Heaven. Do you believe in the Lord Jesus? That He is the Son of God? That He died to take the punishment you deserve for your sin?

You can tell God this in prayer. "Dear God, thank You that the Lord Jesus is the only way to come to You. I believe that He died and rose for me. Thank You for giving me eternal life, that I can know You as my heavenly Father and some day go to be with You in Heaven. Amen."

Scene 6

★ **Conclusion: Follow the truth - read the Bible and ask the Spirit of Truth to help you understand and obey what you read.**

CTS

If you have believed on the Lord Jesus and have come to God the Father, you will want to follow the truth. Where can you learn what is true? (From the Bible, God's Word.) Take time each day to read the Bible. Ask God the Spirit of Truth to help you understand and then obey what you read.

You may wish to do an activity to help the

At this point you may want to make "The Wonder Devotional Book" available to help the children to have a regular quiet time. The Wonder Devotional Book is available from your CEF National Office. If you need an address, contact the European Headquarters (address at the front of this book).

(If "The Wonder Devotional Book" is not available in your language, you could provide other Bible reading notes.)

Be on your guard against the devil's lies. He is God's enemy and wants to distract you from learning and believing the truth. Choose God's truth today and choose to obey!

Remove all figures.

Review questions

- 1 What attribute of God means that God never tells a lie? (Truth.)
- 2 How do we know the Bible is true? (It was given to us by God.)
- 3 What was the promise God made to Abraham? (God promised to make him into a great nation and a great name; that he would be blessed and all the people on earth would be blessed through him.)
- 4 Which attribute of God means God is all-knowing? (Omniscient.)
- 5 Which attribute of God means He is the highest ruler? (Sovereign.)
- 6 Which attribute of God tells us He is perfect and never sins? (Holy.)
- 7 Which attribute of God tells us He is all-powerful? (Omnipotent.)
- 8 Who does not want us to understand and believe truth about God? (Satan, God's enemy.)
- 9 How can we really know the truth so we don't believe Satan's lies? (Take time each day to read the Bible; ask God the Spirit of Truth to help us understand what we read.)
- 10 What is the one true way to get to the Father? (You must believe in Jesus as your Saviour.)

Carry-over activity

Lies and truth

Write the lie of Satan (false statement) on one side of an index card and the truth from God (Bible verse) on the other.

Place the cards in a bag and have a child draw a card then read the lie of Satan. Discuss this lie briefly, relating it to the children in your class.

Then have the child read a Bible verse and find the truth from God. Discuss the truth and ask the children to think of an attribute that relates to this truth.

children understand Satan's lies and God's truth. (See carry-over activity.)

Review game

Attribute concentration

Cut twelve circles from yellow or gold paper. Write one of the following on each: sovereign, holy, omniscient, omnipresent, omnipotent, truth, highest ruler, perfect goodness, all-knowing, everywhere, all-powerful, not a lie.

Place all circles blank side up, with the six attribute definitions circles in two rows under the others. (If you are working with a larger group, you may want to add flocking to the word side of the circles or cut the circles out of felt so they can be placed on a flannelboard.)

Divide the class into two teams and ask questions, alternating between the teams. The first child to raise his hand and correctly answer chooses a circle from the top two rows and one from the bottom two.

If the attribute and the definition match, the child's team receives 1,000 points and the match is removed. If they do not match, turn them back over and ask the next question.

The team with the most points after all matches have been found wins.

Continue until all cards have been drawn.

- 1 Lie: We are here through evolution.
Truth: Genesis 1:1. (God created the world.)
- 2 Lie: No-one loves you.
Truth: Jeremiah 31:3. (God loves His children with an eternal love.)
- 3 Lie: I am not too bad.
Truth: Romans 3:23. (All have sinned.)
- 4 Lie: A little lie is OK.
Truth: Leviticus 19:11b. (Do not lie to each other.)
- 5 Lie: No-one knows for sure if they have eternal life.
Truth: 1 John 5:13. (You can know for sure that you have eternal life.)

Lesson for preschoolers

Scene 1

★ **Introduction:** “Fabulous! The best taste ever!” Have you ever believed such ads?

“Fabulous! Sensational! The best taste ever! This pack of crisps is full of flavour. Win a special prize.”

Show a packet of crisps (or some other product) with an advertisement like the one described.

Have you ever believed such ads? Have you done what they told you? Was it all true?

Let the children discuss what is true and false.

They don't tell you how bad the crisps are for your health. They don't tell you that you might not win a special prize. Many children buy packs of crisps, hoping to win the prize, but only one wins. If they told the whole truth, people might not buy the crisps.

Scene 2

★ **Progression of events:** What is truth?

What is truth?

Place the word “Truth” (AG-31).

This is an important question. If someone always tells you the truth, you can believe him. Imagine two children racing home for lunch. They are not careful and one of them trips and tears his new jeans.

When they get home his mother asks, “What happened to you?”

“Oh, nothing.”

Jimmy is embarrassed that he fell.

But his mother sees his torn jeans and asks again, “If nothing happened, how did your jeans get torn?”

She wanted her son to tell the truth.

Has your mum ever asked you, “Are you really telling the truth?” She wants to believe you, but she cannot if you tell her a lie - something that is not true.

Truth is not a lie.

Place the words “Not a Lie” (AG-32).

What are your favourite TV programmes? Just because something is on TV, does that make it true?

Let children answer and be ready to talk about programmes that are make-believe or not true. Be aware of what your children are watching.

When your friend says something is true, does that make it true?

Let the children answer.

Show objects or pictures and make true or false statements (eg show a yellow toy car and ask if the car is blue). For each one have the children answer “yes” (if it is a true statement) or “no”.

Truth AG-31

Truth
Not a Lie AG-32

Not always. Sometimes friends make up stories. Sometimes they lie, because they are afraid you won't be their friend if you know the truth.

The best way to learn what is true is to go to the one Person who not only knows everything, but who is true as well.

Scene 3

★ **Progression of events: Who is the truth?**

Who is the truth?

Place the Trinity triangle (AG-5).

In our memory verse, Jesus says, "I am ... the truth" (John 14:6). Let's say it together.

"Jesus said to him, 'I am the way, the truth and the life. No one comes to the Father except through Me'" (John 14:6).

Who is the truth? (The Lord Jesus.) You can trust Him, because He is the truth. He will always tell you the truth. He won't try to trick you. The Word of God also tells us that God the Father cannot lie (Titus 1:2). He is truth. Can we say that about you and me? (You and I can lie - and sometimes we don't know the whole truth - but God the Father does!) The Holy Spirit is also called the Spirit of truth (John 16:13). He will guide you into all truth. He will help you understand what God has written in the Bible.

Scene 4

★ **Progression of events: God's Word is the truth.**

God's Word is the truth.

Place Bible (AG-33).

Everything God wrote in His Word is true. The Lord Jesus said, "Your word is truth" (John 17:17b). Abraham was a man we read about in the Bible. I've invited him to join us today so we can ask him some questions about truth.

A junior helper could be "Abraham". You could ask "Abraham" the following questions.

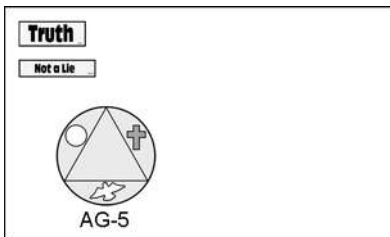
Question 1: What did God promise you, Abraham?

Abraham: He promised that I would have many children; that I would be blessed and all the people on earth would be blessed through me!

Question 2: Was there anything in your life that made it hard to believe that this promise was true?

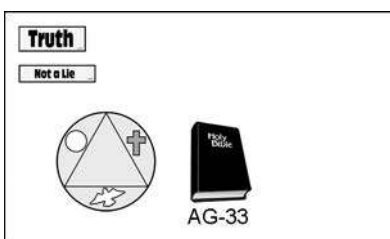
Abraham: Oh, yes. My wife, Sarah, could not have children. We were both so old that it was impossible for us to be parents!

Question 3: Did you ever think God would not keep His promise?



You might want to sing "Three-in-one".

Read the verses from your Bible.



Class involvement.

Abraham: A few times. But God told me many times that He would keep His promise.

Question 4: Did God keep His Word?

Abraham: Oh, yes! I was one hundred years old and my wife was ninety when Isaac was born. Yes, God always keeps His word! Everything He says is true.

Let's sing "The B-I-B-L-E" together and let's thank God that His Word is true.

Scene 5

★ **Progression of events: Jesus is the only true way to the Father.**

Jesus is the only true way to the Father!

Place Jesus on the cross (AG-35).

He knew that the only way for you and me to be able to come to the Father was for Him to take the punishment for sin on the cross. It was not an easy way. In the garden the Lord Jesus prayed three times, "Father, is there no other way?" (from Matthew 26:39-44).

No, there was no other way. In that garden, Jesus knew there was no other way. He prayed, "I am ready to do Your will, oh Father!" (from Matthew 26:39-44).

He did it for you because He loves you so much. You aren't good enough on your own. Your mum and dad can't help you to come to God the Father, nor can your teacher - only the Lord Jesus can.

God's Word says, "Whoever believes in Him [the Lord Jesus] should not perish, but have everlasting life (John 3:16b). When you come to the Lord Jesus you receive everlasting life, and one day you will be able to go to be with God in Heaven. Do you believe in the Lord Jesus? That He is the Son of God? That He died to take the punishment you deserve for your sin?"

You can tell God this in prayer. "Dear God, thank You that the Lord Jesus is the only way to come to You. I believe that He died and rose for me. Thank You for giving me eternal life, that I can know You as my heavenly Father and some day go to be with You in Heaven. Amen."

Let's sing softly "One way God said to get to Heaven" together.

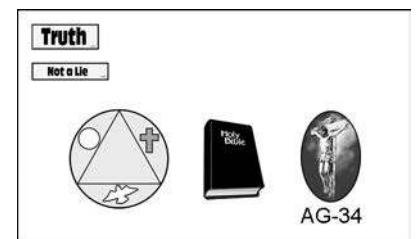
Scene 6

★ **Conclusion: Choose to follow the true way, God's way.**

If you have already believed on the Lord Jesus, you must follow the true way, God's way. Where can you learn what is true? (From the Bible, God's Word.) Ask your parents to read the Bible to you each day. Ask God to help you understand and obey.

Parents might be interested in using devotional helps with their children. You could recommend the following for use with younger children: "The Wonder Devotional Book - Early reader version" and "Wonder-Fun - A Bible activity book". These books are

Visualised songs for children are produced by Child Evangelism Fellowship of Europe and are available from your CEF National Office. If you need an address, contact the European Headquarters (address at the front of this book).



CTU

CTS

available from your CEF National Office. If you need an address, contact the European Headquarters (address at the front of this book).

(If they are not available in your language, you could provide other Bible reading notes.)

Remove all figures.

Review game for preschoolers

Attribute concentration

Photocopy two sets of symbols (page 88) and cut them out.

Place the symbols face up.

When a child answers a question he may choose two matching symbols to hold until all matches have been found.

Use preschool questions from lessons 1-6 and repeat as interest and time allow.

Review questions for preschoolers

- 1 In what book do we find the truth? (The Bible.)
- 2 Who always keeps His promises? (God.)
- 3 Who always tells the truth? (God.)
- 4 What did Jesus do to become the way to the Father? (He died for our sins and rose again.)

Carry-over activity for preschoolers

Bible bookmark

Photocopy the bookmarks (page 89) on to light card. Cut out one for each child and encourage the children to use it as follows:


Ask your mum or dad to read a story to you from the Bible. Then colour in one little "Bible". That way you will not forget to hear God's truth.








Joseph memory game

Carry-over activity - lesson 1

To make:

- 1 Colour the cards or leave them black and white.
- 2 Cut the memory cards apart. Store them in a small box or in an envelope. Have fun playing!





God is always present

Carry-over activity - lesson 4

God is always present.

He is with me at _____ .

He is with me at _____ .

He is with me at _____ .

God never leaves me!

God is always present.

When I feel _____ .

When I feel _____ .

When I feel _____ .

God is right with me!

God is always present.

He is with my _____ .

He is with my _____ .

He is with my _____ .

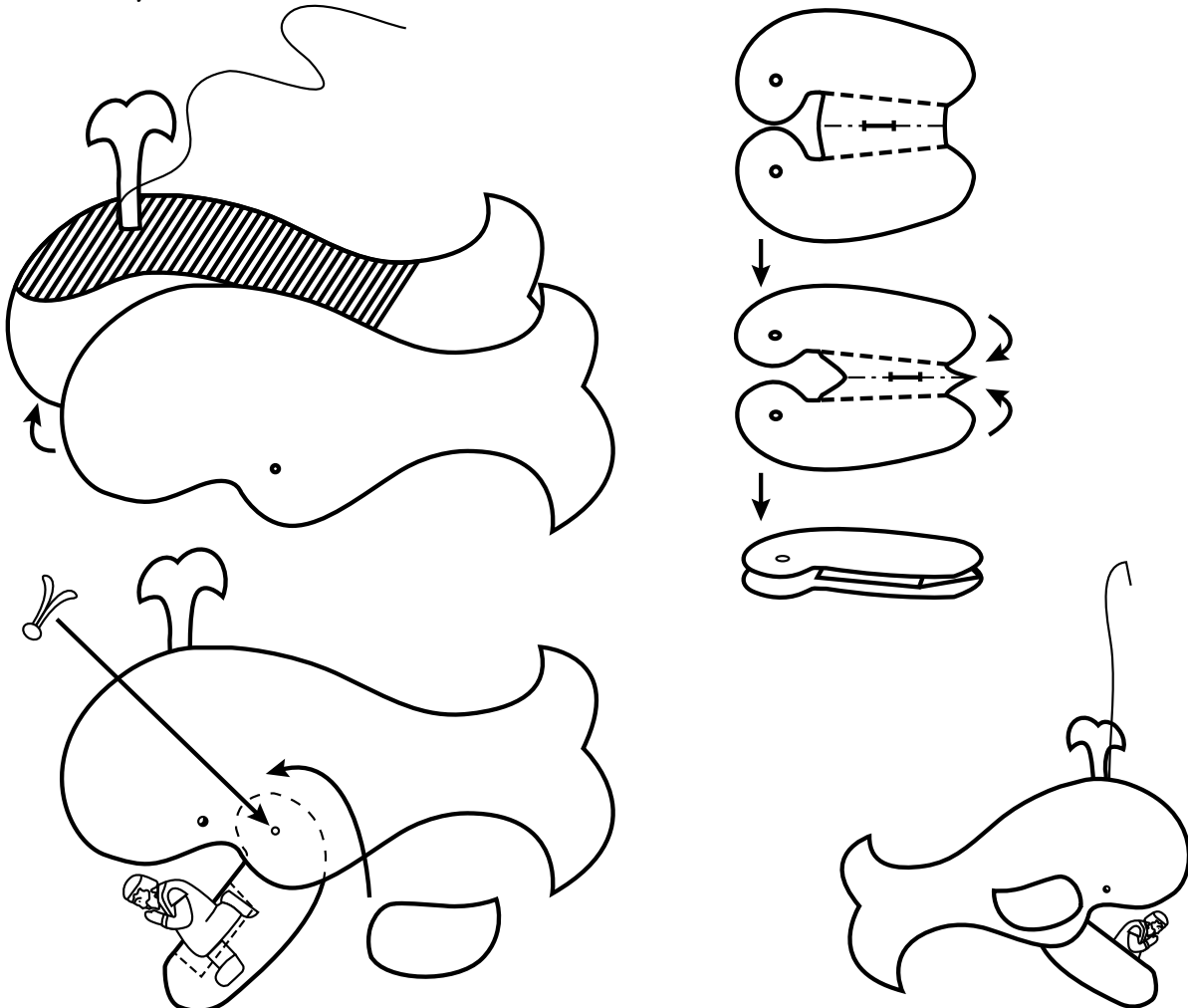
God is everywhere at once!

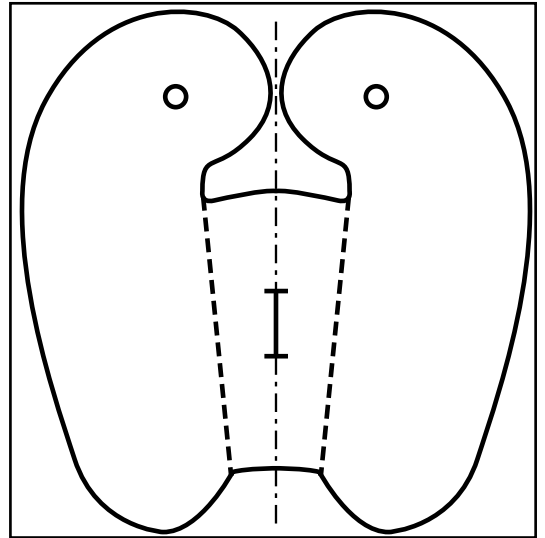
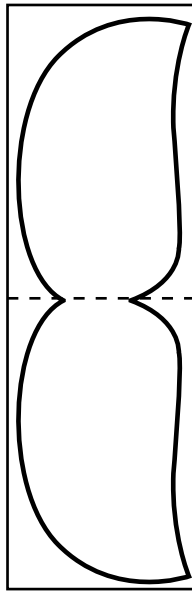


Jonah in the fish

Carry-over activity for preschoolers - lesson 4

To make:

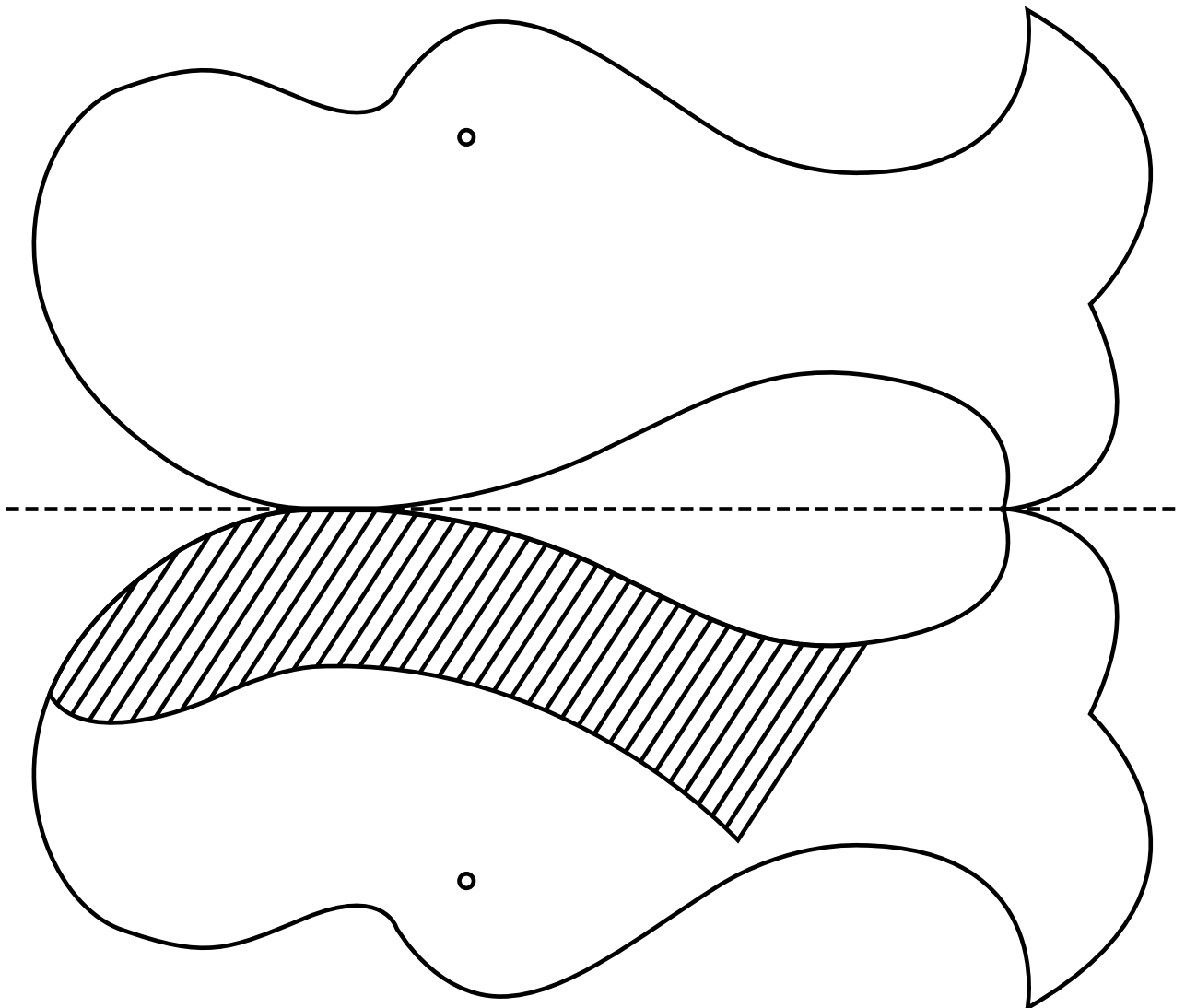
- 1 Fold the fish body exactly on the dotted line. Cut both sides of the fish body together. Make the holes into which the brad/clip will be stuck.
- 2 Cut the fish mouth and fold on the dotted lines. Cut along the short thick middle line in the fish's mouth for the slit into which Jonah will be stuck. Make the holes into which the clip will be stuck.
- 3 Colour Jonah, fold and paste together and then cut him out.
- 4 Cut out the water spray.
- 5 Put paste on the striped area of the fish body in order to paste the fish together. At the same time paste in the water spray and a string for hanging the fish up.
- 6 Stick the fish's mouth up into the body so that it can be attached with the clip.
- 7 Cut out the fins and paste them on to cover the clip on each side. (Use a good glue or sticky tape.)
- 8 Stick Jonah into the slit of the fish's mouth, but do not paste him in. In this way he can be taken out and put in again.
- 9 Draw an eye over the mouth of the fish.





For the fish's mouth - the lower jaw

Fold under the two dotted lines up and the single dotted line in the middle.






Stilling of the storm

Carry-over activity - lesson 5

To make:

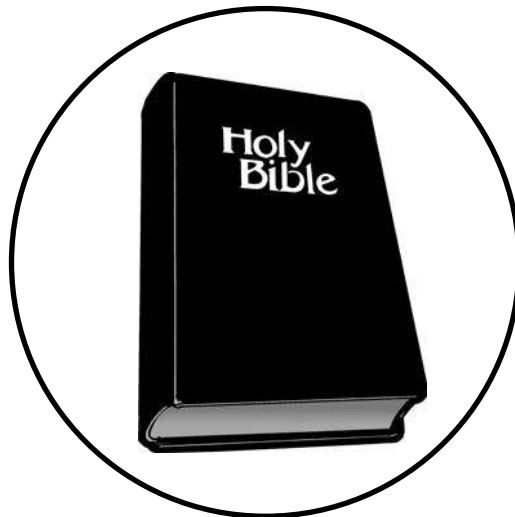


- 1 Fold the cardboard wave up on the lines and down on the - - - lines.
- 2 Colour the moon, boat and the people.
- 3 Cut out the moon and the cloud and paste onto the cardboard wave.
- 4 Cut out the boat and the people and place them in the waves.





Symbols for preschoolers


Review game for preschoolers - lesson 6



Bible bookmark


Carry-over activity for preschoolers - lesson 6

I listened to a story from the Bible today.




Ask your mum or dad to read a story to you from the Bible. Then colour in one little Bible.

I listened to a story from the Bible today.




Ask your mum or dad to read a story to you from the Bible. Then colour in one little Bible.

I listened to a story from the Bible today.



Ask your mum or dad to read a story to you from the Bible. Then colour in one little Bible.

I listened to a story from the Bible today.



Ask your mum or dad to read a story to you from the Bible. Then colour in one little Bible.

Suggested songs

Music for the following songs can be found in the CEF song books. For the other songs not listed, you should be able to find the music in other Christian song books.

"Salvation songs favorites"

- No. 3 I believe the Bible
- No. 17 The B-I-B-L-E
- No. 37 Oh, be careful little eyes

"Growing songs 1"

- No. 25 Did you ever talk to God above?
- No. 44 One way God said to get to Heaven

"Growing songs 2"

- No. 8 I believe
- No. 10 My God is so great, so strong and so mighty
- No. 13 Trinity song

"Salvation Songs Favorites"

Copyright © 1994
Child Evangelism Fellowship Inc.
All rights reserved.

"Growing Songs for Children 1"

Copyright © 1978
Child Evangelism Fellowship Inc.
All rights reserved.

"Growing Songs for Children 2"

Copyright © 1992
Child Evangelism Fellowship Inc.
All rights reserved.

Copy, cut out and keep in your Bible



Summary of steps for counselling the child who wants to come to Christ

Make sure the child understands about

God

Who is God?
God made us. He speaks to us through the Bible.
God is holy and pure. He loves us.

Sin

What is sin?
Sin is disobeying God's commands. It is against God.
Speak about specific sins.
The child is a sinner by nature and act. (We sin because we are sinners.)
Sin deserves punishment.

The Saviour

Who alone can take away your sin?
God the Son died on the cross for sinners.
The Lord Jesus rose again from the dead.
He is Lord of all.

Explain how to be saved

Explain what the Lord wants us to do, and what He will do.
Use a Bible verse (*John 1:12; 3:16; 6:37; Acts 16:31; Romans 6:23 or 10:13*).
What does the Lord want you to do?
What will the Lord do?
Warn about difficulties.
Ask: "Do you want to trust Christ, or would you rather wait?"
Encourage the child to pray audibly (if ready).

Speak about assurance of salvation

Go back to the Bible verse you used.
Speak about a changed life.
Tell him what the person who is truly trusting in Christ can know.

Give (later) some advice about the Christian life

Read and obey your Bible.
Talk to God, our Heavenly Father.
Tell others what the Lord has done for you.
Ask God to forgive you when you sin.
Meet with other Christians.
Remember the Lord promises: "*I will never leave you*" (*Heb 13:5*).